

INTERIOR DESIGN PACKAGE

ALOFT MEMPHIS DOWNTOWN

161 JEFFERSON AVE.

MEMPHIS, TENNESSEE 38103



RENDERING
MAIN ELEVATION

NO.	DESCRIPTION	DATE	BY
-	ISSUED FOR DEMOLITION	06/09/17	MV
-	ISSUED TO FRANCHISE	06/09/17	MV
-	ISSUED FOR BID (ID ONLY)	07/21/17	MV
-	ISSUED TO FRANCHISE	08/17/17	MV
-	ISSUED FOR PERMIT	08/04/17	MV
-	FOR FINAL APPROVAL	10/02/17	MV
-	ISSUED FOR PERMIT	11/28/17	MV
-	RE-ISSUED FOR PERMIT	03/07/18	AN
-	REV. DETAILS ON A700.2	06/04/18	AVK
-	RE-90% FRANCHISE COMMENTS	06/04/18	AVK

CRB HOTELS, LLC.
220 GOODMAN RD. EAST
SOUTHAVEN, MS 38671

CONTACT:
VIJAY VAGHELA

PH: 901-270-8544
EMAIL: vincevaghela@hotmail.com

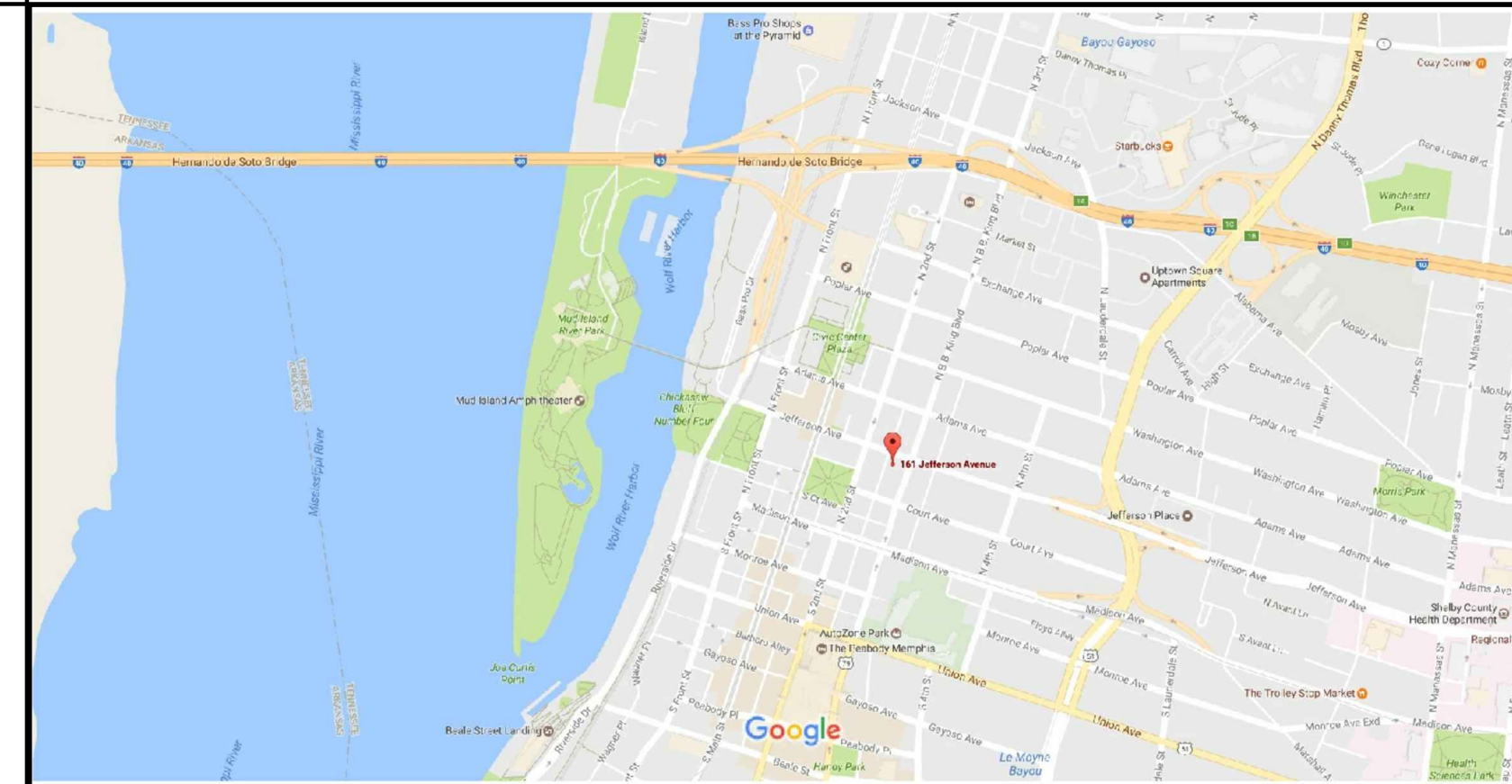
OWNER / DEVELOPER

JIJI CONSTRUCTION, LLC
208 POWER DRIVE
BATESVILLE, MS 38606

CONTACT:
JAY VAGHELA

PH: 901-830-4243
EMAIL: jairivaghela@hotmail.com

CONTRACTOR



VICINITY MAP
SCALE: N.T.S.



DRAWING INDEX

COVER

INTERIOR DESIGN DRAWINGS

- ID100 SERVICE LEVEL FLOOR PLAN
- ID101 1st FLOOR PLAN
- ID102 2nd FLOOR PLAN
- ID103 TYPICAL GUEST ROOM FLOOR PLAN
- ID104 SUITE LEVEL FLOOR PLAN
- ID400 BASEMENT ENLARGED PLAN & ELEVATIONS
- ID401 1st FLOOR ENLARGED PLAN & ELEVATIONS
- ID401.1 1st FLOOR ENLARGED PLAN & ELEVATIONS
- ID401.2 1st FLOOR INTERIOR ELEVATIONS
- ID401.3 1st FLOOR INTERIOR ELEVATIONS
- ID401.4 1st FLOOR INTERIOR ELEVATIONS
- ID401.5 1st FLOOR ENLARGED PLAN & ELEVATIONS
- ID401.6 1st FLOOR ENLARGED PLAN & ELEVATIONS
- ID401.7 1st FLOOR ENLARGED PLAN & ELEVATIONS
- ID401.8 1st FLOOR ENLARGED PLAN & ELEVATIONS
- ID401.9 1st FLOOR ENLARGED PLAN & ELEVATIONS
- ID402 2nd FLOOR ENLARGED PLAN & ELEVATIONS
- ID402.1 2nd FLOOR ENLARGED PLAN & ELEVATIONS
- ID402.2 2nd FLOOR ENLARGED PLAN & ELEVATIONS
- ID402.3 2nd FLOOR ENLARGED PLAN & ELEVATIONS
- ID402.4 2nd FLOOR ENLARGED PLAN & ELEVATIONS
- ID403 3rd FLOOR ENLARGED PLAN AT CORE
- ID406 6th FLOOR ENLARGED PLAN AT CORE
- ID413 13th FLOOR ENLARGED PLAN - SUITE LEVEL
- ID450 ROOM KEY PLAN
- ID451 INTERIOR ELEVATIONS - ROOM #1
- ID452 INTERIOR ELEVATIONS - ROOM #2
- ID453 INTERIOR ELEVATIONS - ROOM #3
- ID454 INTERIOR ELEVATIONS - ROOM #4
- ID455 INTERIOR ELEVATIONS - ROOM #5
- ID456 INTERIOR ELEVATIONS - ROOM #6
- ID457 INTERIOR ELEVATIONS - ROOM #7
- ID458 INTERIOR ELEVATIONS - ROOM #8
- ID459 INTERIOR ELEVATIONS - ROOM #9
- ID460 INTERIOR ELEVATIONS - ROOM #10
- ID461 INTERIOR ELEVATIONS - ROOM #11
- ID462 INTERIOR ELEVATIONS - ROOM #12
- ID463 INTERIOR ELEVATIONS - ROOM #13
- ID464 INTERIOR ELEVATIONS - ROOM #14
- ID465 INTERIOR ELEVATIONS - ROOM #15
- ID466 INTERIOR ELEVATIONS - ROOM #16
- ID467 INTERIOR ELEVATIONS - ROOM #17
- ID468 INTERIOR ELEVATIONS - ROOM #18
- ID469 INTERIOR ELEVATIONS - ROOM #19
- ID470.1 ENLARGED PLANS - PENTHOUSE SUITE RM #1
- ID470.2 INTERIOR ELEVATIONS - PENTHOUSE SUITE RM #1
- ID470.3 INTERIOR ELEVATIONS - PENTHOUSE SUITE RM #1
- ID470.4 ENLARGED PLANS - PENTHOUSE SUITE RM #2
- ID470.5 INTERIOR ELEVATIONS - PENTHOUSE SUITE RM #2
- ID470.6 INTERIOR ELEVATIONS - PENTHOUSE SUITE RM #2
- ID471 INTERIOR ELEVATIONS - ADA QQ ROOM #15 - GUEST BATHROOM
- ID472 INTERIOR ELEVATIONS - ADA KING ROOM #8 - GUEST BATHROOMS
- ID473 INTERIOR ELEVATIONS - KING ROOM #14 - GUEST BATHROOMS
- ID474 INTERIOR ELEVATIONS - KING ROOM #11 - GUEST BATHROOMS
- ID475 INTERIOR ELEVATIONS - KING ROOM #10 - GUEST BATHROOMS
- ID476 INTERIOR ELEVATIONS - QQ ROOM #9 - GUEST BATHROOMS
- ID477 INTERIOR ELEVATIONS - KING ROOM #12 - GUEST BATHROOM
- ID478 INTERIOR ELEVATIONS - KING ROOM #3 - GUEST BATHROOMS
- ID479 INTERIOR ELEVATIONS - QQ ROOM #5 - GUEST BATHROOMS
- ID480 INTERIOR ELEVATIONS - PENTHOUSE SUITE ROOM #1&2 BATHROOMS
- ID481 INTERIOR ELEVATIONS - PENTHOUSE SUITE ROOM #1&2 BATHROOMS
- ID481.1 INTERIOR ELEVATIONS - PENTHOUSE SUITE ROOM #1&2 BATHROOMS

- ID482 INTERIOR ELEVATIONS - KING ROOM #1 - GUEST BATHROOM
- ID483 INTERIOR ELEVATIONS - KING ROOM #13&2 - GUEST BATHROOMS
- ID484 INTERIOR ELEVATIONS - ADA KING ROOM #4 - GUEST BATHROOMS
- ID485 INTERIOR ELEVATIONS - KING ROOM #6 - GUEST BATHROOMS
- ID486 INTERIOR ELEVATIONS - QUEEN ROOM #7 - GUEST BATHROOMS
- ID487 INTERIOR ELEVATIONS - QUEEN ROOM #16 - GUEST BATHROOMS
- ID488 INTERIOR ELEVATIONS - KING ROOM #17&18 - GUEST BATHROOMS
- ID489 INTERIOR ELEVATIONS - QQ ROOM #19 - GUEST BATHROOMS
- ID500 CHECK-IN DETAILS
- ID500.1 NOT USED
- ID500.2 ELEVATOR LOBBY BENCH DETAILS
- ID501 WXYZ BAR PLAN AND DETAILS
- ID501.1 WXYZ BAR ELEVATIONS
- ID501.2 WXYZ BAR DETAILS
- ID501.3 WXYZ BAR EQUIPMENT

DARRIN WILLIAMS, R.A.
MWT ARCHITECTURE
10624 METROMONT PARKWAY, SUITE 500
CHARLOTTE, NC 28269

CONTACT:
DARRIN WILLIAMS
ARCHITECT OF RECORD
PH: 716-631-0600 EXT. 114
EMAIL: darrin@mwtusa.com

ARCHITECT OF RECORD

MWT ARCHITECTURE
5820 MAIN ST., SUITE 501
WILLIAMSVILLE, NY 14221

CONTACT:
PAUL HERENDEEN
PROJECT MANAGER
PH: 716-631-0600 EXT.121
EMAIL: paul@mwtusa.com

HOTEL & RESORT DESIGNER

PSE DESIGN
1000 HILLCREST RD. SUITE 110
MOBILE, AL 36695

CONTACT:
WILLIAM SEALY
ENGINEER OF RECORD
PH: 251-219-6089
EMAIL: WTSEALY@PSEDESIGNS.COM

CIVIL ENGINEER
STRUCTURAL ENGINEER


MEP GREEN DESIGN & BUILD, PLLC
17047 EL CAMINO REAL, SUITE 211
HOUSTON, TX 77058

CONTACT:
DUNG VU
PME ENGINEER
PH: 281-786-1195
EMAIL:

PME ENGINEER OF RECORD

IMPORTANT NOTICE TO ALL CONTRACTORS AND OR SUBCONTRACTORS: (COMPLETE BUILDING SYSTEMS AND OR INSTALLATIONS)

- IF AWARDED A CONTRACT FOR ANY PORTION OF WORK NEEDED TO COMPLETE THIS PROJECT YOU ARE AGREEING TO THE FOLLOWING TERMS:
- YOU ARE A QUALIFIED CONTRACTOR AND OR SUBCONTRACTOR SPECIFICALLY IN PROVIDING A COMPLETE TURNKEY SERVICE IN YOUR TRADE OR PROFESSION FOR THE TYPE OF WORK AND SCOPE FOR THIS PROJECT.
- YOUR BID INCLUDED ALL THE STEPS, PROCESSES, MATERIALS, PRODUCTS, GOVERNING PERMITS AND APPROVALS NECESSARY TO PROVIDE A COMPLETED AND WARRANTED SYSTEM OR INSTALLATION THAT DOES NOT REQUIRE ANOTHER CONTRACTOR OR PRODUCT TO COMPLETE YOUR SCOPE OF WORK.
- YOUR BID MUST HAVE INCLUDED ANY DESIGN INFORMATION REFERENCED WITHIN ANY CIVIL, ARCHITECTURAL, STRUCTURAL, MECHANICAL, ELECTRICAL AND OR PLUMBING DRAWINGS. ALSO NOTE THESE DRAWINGS ARE SCHEMATIC AND ARE INTENDED TO SHOW ONLY BASIC CONCEPTS AND GENERAL INFORMATION THE COMPLETION OF YOUR WORK MAY INCLUDE OTHER STEPS, PROCESSES, MATERIALS, PRODUCTS, LABOR, GOVERNING PERMITS AND OR APPROVALS NECESSARY TO PROVIDE A COMPLETE SYSTEM INSTALLATION WHETHER SUGGESTED ON THE DRAWINGS OR NOT.
- AS AN EXAMPLE: ITEMS AND OR TASKS LIKE: FIRE CALLS, DRAFT STOPS, FASTENERS, ANCHORS, EMBEDMENTS, DUMPSTERS, DEBRIS CLEAN UP, ETC. ARE YOUR RESPONSIBILITY. ANY WORK NOT COMPLETED IN A TIMELY MANNER, OR INCOMPLETE WORK WILL BE BILLED BACK TO THE CONTRACTOR AND OR SUBCONTRACTOR, AT THE OWNERS' DISCRETION.



ARCHITECTURE
URBAN PLANNING
INTERIORS
HOTELS/ HOUSING/ MIXED USE
1800.630.3750
CA-SERVICES
ca@mwtusa.com / 1800.717.5816



WARNING
IT IS A VIOLATION OF THE LAW FOR ANY PERSON, UNLESS ACTING UNDER THE DIRECTION OF THE ARCHITECT, TO ALTER OR REPRODUCE THESE DRAWINGS IN ANY WAY.

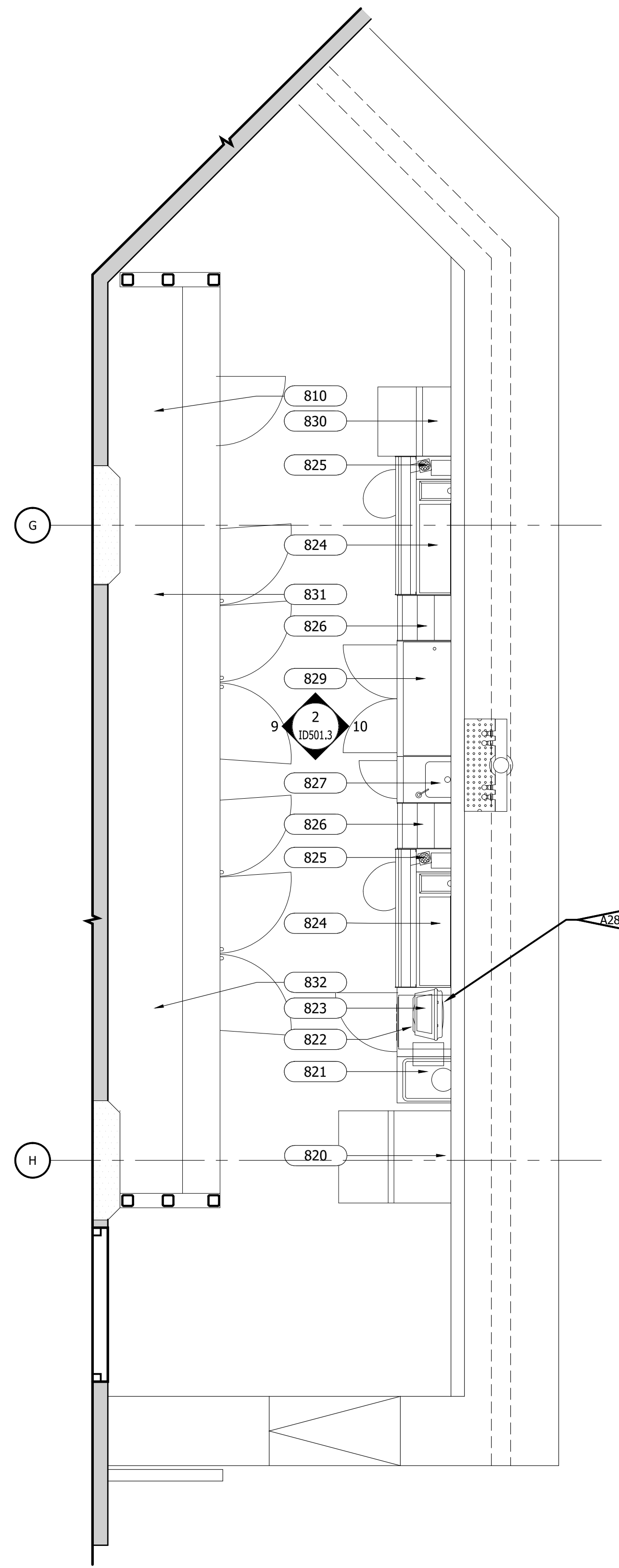
**ALOFT
MEMPHIS
DOWNTOWN**

63 NORTH B.B. KING BLVD.
MEMPHIS, TENNESSEE 38103

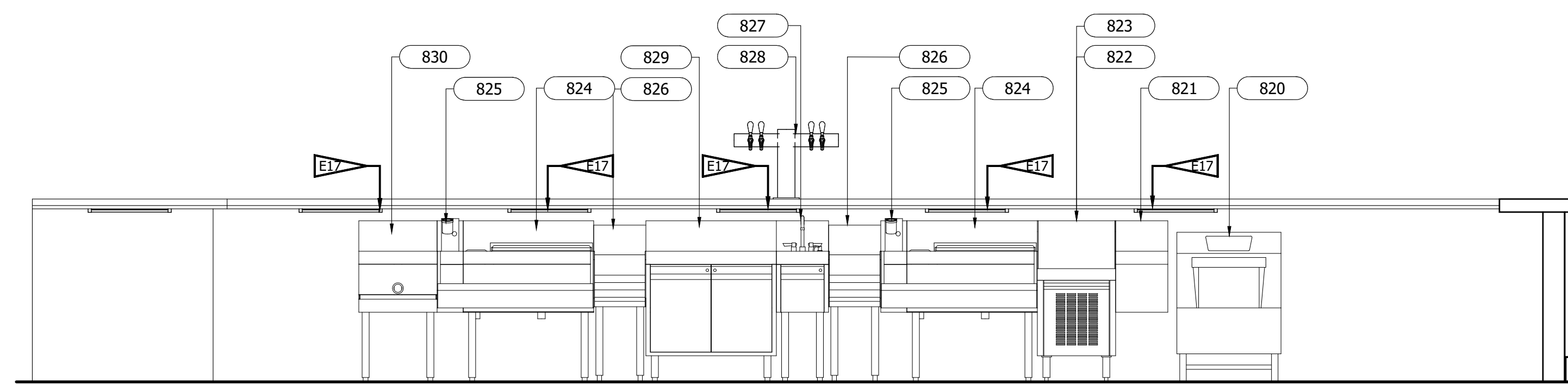
PROJECT NO.: 16 006
DATE: 04-12-2019
DRAWN BY:
CHKD. BY: MWT

COVER SHEET

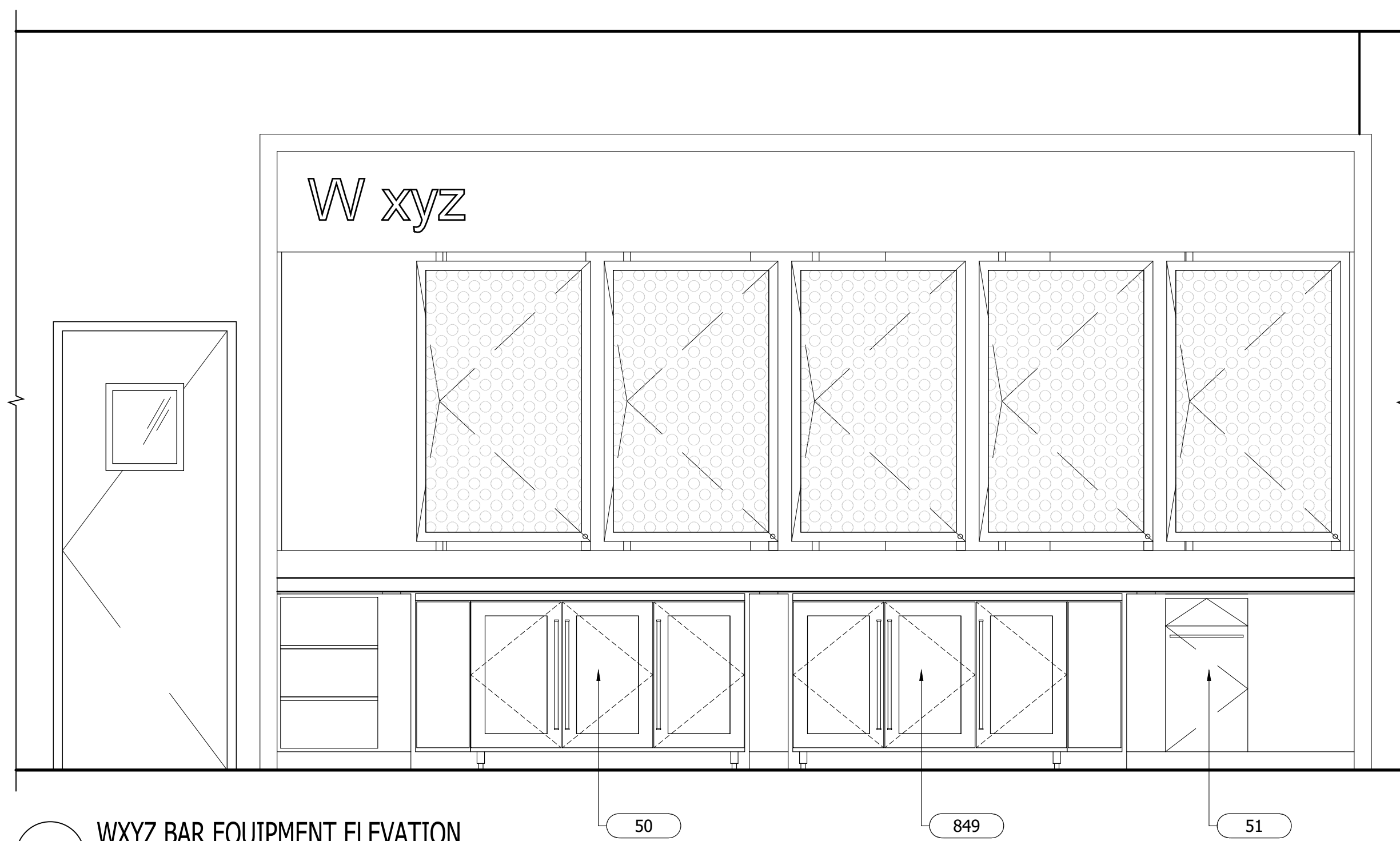
SHEET ID-G000



2 WXYZ BAR EQUIPMENT PLAN
1/2" = 1'-0"



3 WXYZ BAR EQUIPMENT ELEVATION
1/2" = 1'-0"




1 WXYZ BAR EQUIPMENT ELEVATION
1/2" = 1'-0"

EQUIPMENT SCHEDULE - Wxyz BAR				
MARK	QTY	DESCRIPTION	COMMENTS	MANUFACTURER_EQ
801	1	BEER COOLER	PER PLAN	BALLY/ PER PLAN
802	1	REFRIGERATION SYSTEM +35F	COIL	BOHN/ PER PLAN
803	1	REFRIGERATION SYSTEM +35F	CONDENSING UNIT	COPELAND/ PER PLAN
804	2	KEG RACKS		METRO/ SKR345DC
805	1	SHELVING UNIT		METRO/ 1836N3
806	1	CO2 CANISTER	BY VENDOR	GENERIC
807	1	BEER SYSTEM	BY VENDOR	GENERIC
808	1	SODA SYSTEM	BY VENDOR	GENERIC
809	1	HAND SINK		ADVANCE TABCO/ 7-PS-80
810	LOT	GARBAGE CANS	BY OWNER	RUBBERMAID/ SLIM JIM
811	1	LOCKED LIQUOR CABINET		METRO/ SEC535
812	1	WATER FILTER		EVERPURE/ INSURICE
813	1	ICE MAKER		MANITOWOC / IY-0454A
814	1	ICE BIN		MANITOWOC / 8400
820	1	GLASS WASHER		HOBART/ LXE - PR SHORT
821	1	WET WASTE STAND		PERLICK / TS12HS
822	1	POS STAND		PERLICK / TSF18POS
823	1	POS SYSTEM	BY VENDOR	GENERIC
824	2	COMBO ICE BIN	WITH SPEED RAIL	PERLICK / TSC36IC-10
825	2	SODA GUN	BY VENDOR	GENERIC
826	2	BOTTLE DISPLAY		PERLICK / TS12LS
827	1	HAND SINK		PERLICK / TS12HSN
828	1	BEER TOWER	BY VENDOR	GENERIC
829	1	DRAINBOARD CABINET		PERLICK / SC30
830	1	CORNER DRAINBOARD		PERLICK / TSF90TC
831	1	BACK BAR REFRIGERATOR		PERLICK / BBS84L
832	1	BACK BAR REFRIGERATOR		PERLICK / BBS84L
833	1	GLASS FROSTER		PERLICK / BBS84L
851	LOT	CORNER GUARDS AND FLASH TRIM		FABRICATOR / SS

- REFERENCE NOTES**
- REFER TO DESIGN STANDARDS "FOOD & BEVERAGE BACK OF HOUSE" CHAPTER FOR MAIN ARCHITECT IS RESPONSIBLE FOR DESIGNING PROJECT IN ACCORDANCE WITH THE ENTIRE DESIGN STANDARDS.
 - REFER TO BUILDING PRODUCT MANUAL VOLUME 4 -FOOD SERVICE & GUEST LAUNDRY EQUIPMENT FOR EQUIPMENT INFORMATION (COORDINATED WITH DWG MARK NUMBER) AND SPECIFICATIONS, INCLUDING DIMENSIONS AND UTILITY REQUIREMENTS.
- GENERAL NOTES**
- ALL REFRIGERATORS WILL BE FURNISHED WITH THERMOMETERS WHICH ARE EASILY READABLE, IN PROPER WORKING CONDITION AND ACCURATE WITHIN A RANGE OF PLUS OR MINUS 2 DEGREES.
 - ALL COUNTER TOP EQUIPMENT NOT READILY MOVABLE, WEIGHING OVER 80 POUNDS, WILL BE PROVIDED WITH 4" LESS WITH ADJUSTABLE FEET.
 - ALL CUTTING BOARDS AND WORK SURFACES SHALL BE OF NON-WOOD CONSTRUCTION OR N.S.F. APPROVED.
 - ALL FOOD SERVICE AND RELATED EQUIPMENT SHALL BE INSTALLED IN CONFORMITY WITH N.S.F. STANDARDS AND SHALL BE N.S.F. APPROVED.
 - AN AISLE SPACE OF THIRTY (30) INCHES OF MORE SHALL BE PROVIDED WITHIN ALL WORK SPACES.
 - BACKSPASHES OF EQUIPMENT SHALL BE INSTALLED A MINIMUM OF THREE (3) INCHES OFF THE WALL OR SEALED TO THE WALL WITH CLEAR SILICONE SEALANT.
 - A MINIMUM OF 50 FOOT CANDLES OF LIGHT SHALL BE PROVIDED IN ALL FOOD PREPARATION AND SERVING AREAS.
 - HANDWASHING FACILITIES ARE REQUIRED IN THE FOOD PREPARATION, SERVING, AND UTENSIL WASHING AREAS AND WILL BE SHOWN ON THE FLOOR PLAN.
 - SNEEZE GUARD PROTECTION, WHERE APPLICABLE, WILL BE PROVIDED FOR EXPOSED, UNWRAPPED FOOD SHOWN AT SUCH AREAS AS BUFFETS. VERIFY WITH LOCAL HEALTH DEPARTMENT FOR REQUIRED LOCATIONS FOR SNEEZE GUARDS.
- CRITERIA NOTES**
- CRITERIA NOTES ARE SHOWN CATEGORIZED BY DISCIPLINE AND COULD BE INTERPRETED TO APPLY TO MORE THAN ONE DISCIPLINE. FOR EFFICIENCY, NOTES ARE ONLY SHOWN UNDER ONE PREDOMINANT DISCIPLINE. CONSULTANTS SHOULD FAMILIARIZE THEMSELVES WITH ALL CRITERIA NOTES.
- A0 ARCHITECTURAL
 - A12 NETWORK PLUG CONNECTIONS FOR MICROS & MICROS PRINTERS AT BAR/BISTRO SHALL BE SECURED WITH R45 PLUG LOCK-IN DEVICE. MANUFACTURER: PANDUIT, MODEL: PSL-DCPL. PROVIDE 1-1/2" DIAMETER CUT-OUT AT EACH LOCATION.
 - E0 ENGINEERING
 - E17 UNDERBAR TASK LIGHT. ALJ-07. REFER TO LIGHTING SPECIFICATIONS
 - S0 STRUCTURAL
 - S7 PROVIDE 4" RECESSED SLAB FOR WALK-IN COOLER. COORDINATE SIZE AND LOCATION WITH SELECTED MANUFACTURER.

NO.	DESCRIPTION	DATE	BY
-	ISSUED FOR DEMOLITION	06/09/17	MV
-	ISSUED FOR FRANCHISE	06/09/17	MV
-	ISSUED FOR BID (ID ONLY)	07/21/17	MV
-	ISSUED TO FRANCHISE	08/17/17	MV
-	ISSUED FOR PERMIT	08/04/17	MV
-	FOR FINAL APPROVAL	10/02/17	MV
-	ISSUED FOR PERMIT	11/28/17	MV
-	RE-ISSUED FOR PERMIT	03/07/18	AN
-	REV. DETAILS ON A700.2	06/04/18	AVK
-	RE-90% FRANCHISE COMMENTS	06/04/18	AVK



ARCHITECTURE
URBAN PLANNING
INTERIORS
HOTELS/ HOUSING/ MIXED USE
1800.630.3750
CA-SERVICES
ca@mwtusa.com / 1800.717.5816



WARNING
IT IS A VIOLATION OF THE LAW FOR ANY PERSON, UNLESS ACTING UNDER THE DIRECTION OF THE ARCHITECT, TO ALTER OR REPRODUCE THESE DRAWINGS IN ANY WAY.

ALOFT
MEMPHIS
DOWNTOWN
63 NORTH B.B. KING BLVD.
MEMPHIS, TENNESSEE 38103

PROJECT NO.: 16 006
DATE: 04-12-2019
DRAWN BY:
CHKD. BY: MWT

WXYZ -
EQUIPMENT

SHEET ID 501.3

IMPORTANT NOTICE TO ALL CONTRACTORS AND OR SUBCONTRACTORS: (COMPLETE BUILDING SYSTEMS AND OR INSTALLATIONS)

- IF AWARDED A CONTRACT FOR ANY PORTION OF WORK NEEDED TO COMPLETE THIS PROJECT YOU ARE AGREEING TO THE FOLLOWING TERMS:
- YOU ARE A QUALIFIED CONTRACTOR AND OR SUBCONTRACTOR SPECIFICALLY IN PROVIDING A COMPLETE TURNKEY SERVICE IN YOUR TRADE OR PROFESSION FOR THE TYPE OF WORK AND SCOPE FOR THIS PROJECT.
- YOUR BID INCLUDED ALL THE STEPS, PROCESSES, MATERIALS, PRODUCTS, GOVERNING PERMITS AND APPROVALS NECESSARY TO PROVIDE A COMPLETED AND WARRANTED SYSTEM OR INSTALLATION THAT DOES NOT REQUIRE ANOTHER CONTRACTOR OR PRODUCT TO COMPLETE YOUR SCOPE OF WORK.
- YOUR BID MUST HAVE INCLUDED ANY DESIGN INFORMATION REFERENCED WITHIN ANY CIVIL, ARCHITECTURAL, STRUCTURAL, MECHANICAL, ELECTRICAL AND OR PLUMBING DRAWINGS. ALSO NOTE THESE DRAWINGS ARE SCHEMATIC AND ARE INTENDED TO SHOW ONLY BASIC CONCEPTS AND GENERAL INFORMATION. THE COMPLETION OF YOUR WORK MAY INCLUDE OTHER STEPS, PROCESSES, MATERIALS, PRODUCTS, LABOR, GOVERNING PERMITS AND OR APPROVALS NECESSARY TO PROVIDE A COMPLETE SYSTEM INSTALLATION WHETHER SUGGESTED ON THE DRAWINGS OR NOT.
- AS AN EXAMPLE: ITEMS AND OR TASKS LIKE: FIRE CALLS, DRAFT STOPS, FASTENERS, ANCHORS, EMBEDMENTS, DUMPSTERS, DEBRIS CLEAN UP, ETC. ARE YOUR RESPONSIBILITY. ANY WORK NOT COMPLETED IN A TIMELY MANNER, OR INCOMPLETE WORK WILL BE BILLED BACK TO THE CONTRACTOR AND OR SUBCONTRACTOR, AT THE OWNERS' DISCRETION.

NO.	DESCRIPTION	DATE	BY
-	ISSUED FOR DEMOLITION	06/09/17	MV
-	ISSUED TO FRANCHISE	06/09/17	MV
-	ISSUED FOR BID (ID ONLY)	07/21/17	MV
-	ISSUED TO FRANCHISE	08/17/17	MV
-	ISSUED FOR PERMIT	08/04/17	MV
-	FOR FINAL APPROVAL	10/02/17	MV
-	ISSUED FOR PERMIT	11/28/17	MV
-	RE-ISSUED FOR PERMIT	03/07/18	AN
-	REV. DETAILS ON A700.2	06/04/18	AVK
-	RE-90% FRANCHISE COMMENTS	06/04/18	AVK



1 SERVICE LEVEL FLOOR PLAN
SCALE: 1/8" = 1'-0"



IMPORTANT NOTICE TO ALL CONTRACTORS AND OR SUBCONTRACTORS: (COMPLETE BUILDING SYSTEMS AND OR INSTALLATIONS)

IF AWARDED A CONTRACT FOR ANY PORTION OF WORK NEEDED TO COMPLETE THIS PROJECT YOU ARE AGREEING TO THE FOLLOWING TERMS:

1. YOU ARE A QUALIFIED CONTRACTOR AND OR SUBCONTRACTOR SPECIFICALLY IN PROVIDING A COMPLETE TURNKEY SERVICE IN YOUR TRADE OR PROFESSION FOR THE TYPE OF WORK AND SCOPE FOR THIS PROJECT.
2. YOU AGREE TO PROVIDE A COMPLETE DESIGN-BUILD SOLUTION BASED ON THE ARCHITECT'S INTENDED DESIGN FOR THIS PROJECT.
3. YOUR BID INCLUDED ALL THE STEPS, PROCESSES, MATERIALS, PRODUCTS, GOVERNING PERMITS AND APPROVALS NECESSARY TO PROVIDE A COMPLETED AND WARRANTED SYSTEM OR INSTALLATION THAT DOES NOT REQUIRE ANOTHER CONTRACTOR OR PRODUCT TO COMPLETE YOUR SCOPE OF WORK.
4. YOUR BID MUST HAVE INCLUDED ANY DESIGN INFORMATION REFERENCED WITHIN ANY CIVIL, ARCHITECTURAL, STRUCTURAL, MECHANICAL, ELECTRICAL AND OR PLUMBING DRAWINGS. ALSO NOTE THESE DRAWINGS ARE SCHEMATIC AND ARE INTENDED TO SHOW ONLY BASIC CONCEPTS AND GENERAL INFORMATION. THE COMPLETION OF YOUR WORK MAY INCLUDE OTHER STEPS, PROCESSES, MATERIALS, PRODUCTS, LABOR, GOVERNING PERMITS AND OR APPROVALS NECESSARY TO PROVIDE A COMPLETE SYSTEM INSTALLATION WHETHER SUGGESTED ON THE DRAWINGS OR NOT.
5. AS AN EXAMPLE: ITEMS AND OR TASKS LIKE: FIRE CALLS, DRAFT STOPS, FASTENERS, ANCHORS, EMBEDMENTS, DUMPSTERS, DEBRIS CLEAN UP, ETC. ARE YOUR RESPONSIBILITY. ANY WORK NOT COMPLETED IN A TIMELY MANNER, OR INCOMPLETE WORK WILL BE BILLED BACK TO THE CONTRACTOR AND OR SUBCONTRACTOR, AT THE OWNERS' DISCRETION.



ARCHITECTURE
URBAN PLANNING
INTERIORS
HOTELS/ HOUSING/ MIXED USE
1800.630.3750
CA-SERVICES
ca@mwtusa.com / 1800.717.5816



WARNING
IT IS A VIOLATION OF THE LAW FOR ANY PERSON, UNLESS ACTING UNDER THE DIRECTION OF THE ARCHITECT, TO ALTER OR REPRODUCE THESE DRAWINGS IN ANY WAY.

**ALOFT
MEMPHIS
DOWNTOWN**

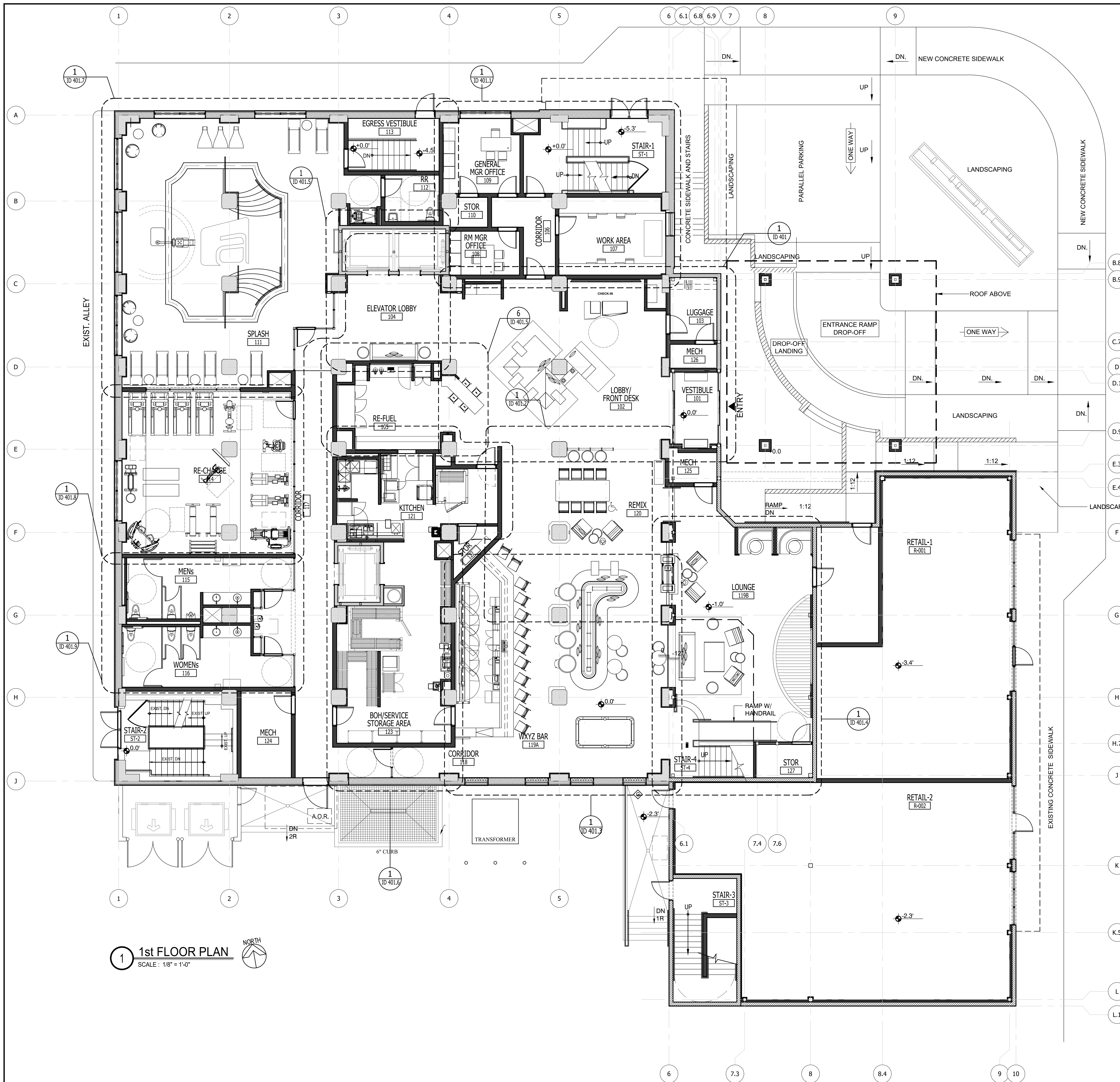
63 NORTH B.B. KING BLVD.
MEMPHIS, TENNESSEE 38103

PROJECT NO.: 16 006
DATE: 04-12-2019
DRAWN BY:
CHKD. BY: MWT

**SERVICE LEVEL
FLOOR PLAN**

SHEET ID100

NO.	DESCRIPTION	DATE	BY
-	ISSUED FOR DEMOLITION	06/09/17	MV
-	ISSUED TO FRANCHISE	06/09/17	MV
-	ISSUED FOR BID (ID ONLY)	07/21/17	MV
-	ISSUED TO FRANCHISE	08/17/17	MV
-	ISSUED FOR PERMIT	08/04/17	MV
-	FOR FINAL APPROVAL	10/02/17	MV
-	ISSUED FOR PERMIT	11/28/17	MV
-	RE-ISSUED FOR PERMIT	03/07/18	AN
-	REV. DETAILS ON A700.2	06/04/18	AVK
-	RE-90% FRANCHISE COMMENTS	06/04/18	AVK




1st FLOOR PLAN
SCALE: 1/8" = 1'-0"

IMPORTANT NOTICE TO ALL CONTRACTORS AND OR SUBCONTRACTORS: (COMPLETE BUILDING SYSTEMS AND OR INSTALLATIONS)

IF AWARDED A CONTRACT FOR ANY PORTION OF WORK NEEDED TO COMPLETE THIS PROJECT YOU ARE AGREEING TO THE FOLLOWING TERMS:

1. YOU ARE A QUALIFIED CONTRACTOR AND OR SUBCONTRACTOR SPECIFICALLY IN PROVIDING A COMPLETE TURNKEY SERVICE IN YOUR TRADE OR PROFESSION FOR THE TYPE OF WORK AND SCOPE FOR THIS PROJECT.
2. YOU AGREE TO PROVIDE A COMPLETE DESIGN BUILD SOLUTION BASED ON THE ARCHITECT'S INTENDED DESIGN FOR THIS PROJECT.
3. YOUR BID INCLUDED ALL THE STEPS, PROCESSES, MATERIALS, PRODUCTS, GOVERNING PERMITS AND APPROVALS NECESSARY TO PROVIDE A COMPLETED AND WARRANTED SYSTEM OR INSTALLATION THAT DOES NOT REQUIRE ANOTHER CONTRACTOR OR PRODUCT TO COMPLETE YOUR SCOPE OF WORK.
4. YOUR BID MUST HAVE INCLUDED ANY DESIGN INFORMATION REFERENCED WITHIN ANY CIVIL, ARCHITECTURAL, STRUCTURAL, MECHANICAL, ELECTRICAL AND OR PLUMBING DRAWINGS. ALSO NOTE THESE DRAWINGS ARE SCHEMATIC AND ARE INTENDED TO SHOW ONLY BASIC CONCEPTS AND GENERAL INFORMATION THE COMPLETION OF YOUR WORK MAY INCLUDE OTHER STEPS, PROCESSES, MATERIALS, PRODUCTS, LABOR, GOVERNING PERMITS AND OR APPROVALS NECESSARY TO PROVIDE A COMPLETE SYSTEM INSTALLATION WHETHER SUGGESTED ON THE DRAWINGS OR NOT.
5. AS AN EXAMPLE: ITEMS AND OR TASKS LIKE: FIRE CALLS, DRAFT STOPS, FASTENERS, ANCHORS, EMBEDMENTS, DUMPSTERS, DEBRIS CLEAN UP, ETC. ARE YOUR RESPONSIBILITY. ANY WORK NOT COMPLETED IN A TIMELY MANNER, OR INCOMPLETE WORK WILL BE BILLED BACK TO THE CONTRACTOR AND OR SUBCONTRACTOR, AT THE OWNERS' DISCRETION.



ARCHITECTURE
URBAN PLANNING
INTERIORS
HOTELS/ HOUSING/ MIXED USE
1800.630.3750
CA-SERVICES
ca@mwtusa.com / 1800.717.5816



WARNING
IT IS A VIOLATION OF THE LAW FOR ANY PERSON, UNLESS ACTING UNDER THE DIRECTION OF THE ARCHITECT TO ALTER OR REPRODUCE THESE DRAWINGS IN ANY WAY.

**ALOFT
MEMPHIS
DOWNTOWN**

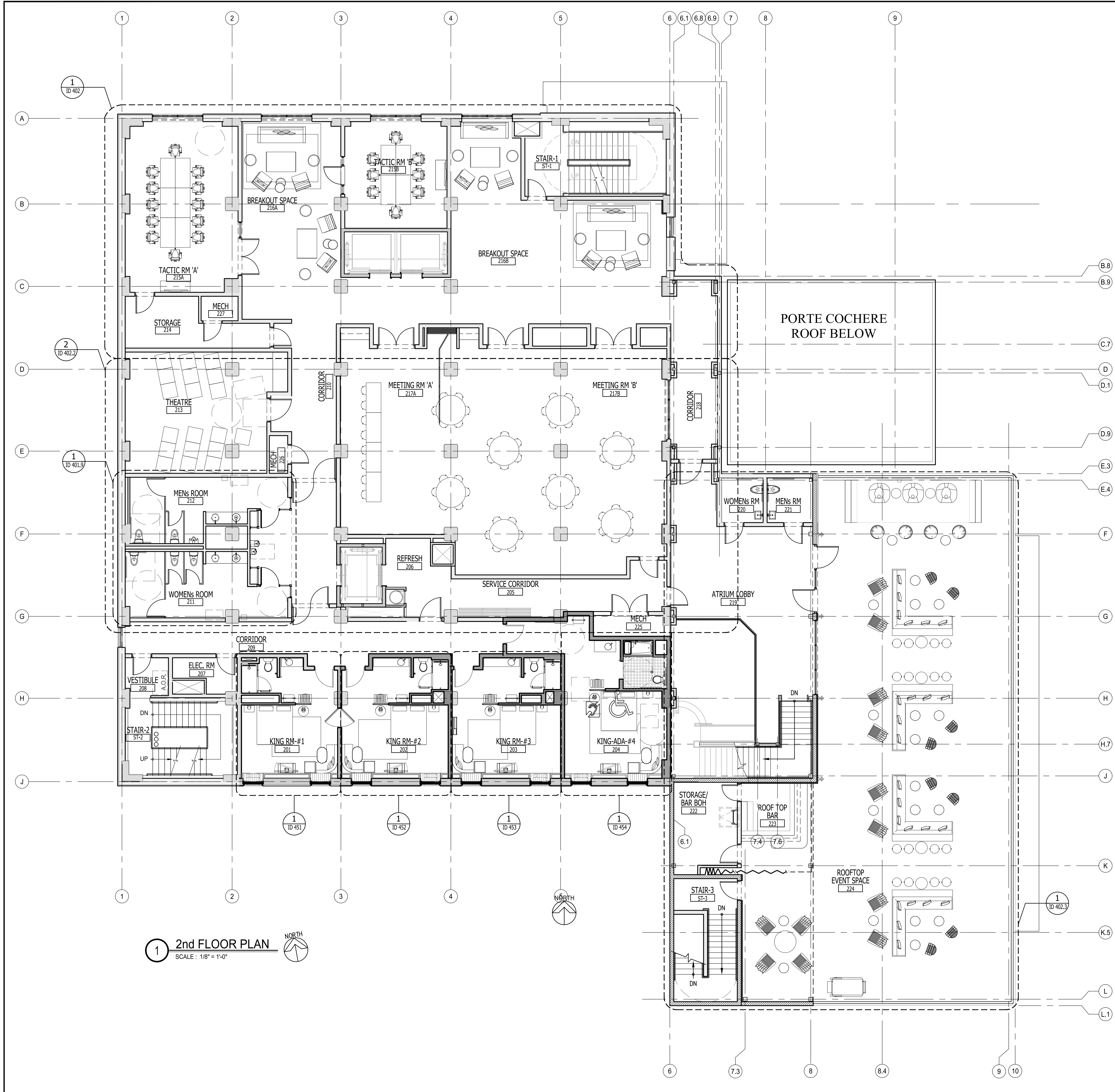
63 NORTH B.B. KING BLVD.
MEMPHIS, TENNESSEE 38103

PROJECT NO.: 16 006
DATE: 04-12-2019
DRAWN BY:
CHKD. BY: MWT

1st FLR
PLAN

SHEET ID101

NO.	DESCRIPTION	DATE	BY
-	ISSUED FOR DEMOLITION	06/09/17	MV
-	ISSUED TO FRANCHISE	06/09/17	MV
-	ISSUED FOR BID (ID ONLY)	07/21/17	MV
-	ISSUED TO FRANCHISE	08/17/17	MV
-	ISSUED FOR PERMIT	08/04/17	MV
-	FOR FINAL APPROVAL	10/02/17	MV
-	ISSUED FOR PERMIT	11/28/17	MV
-	RE-ISSUED FOR PERMIT	03/07/18	AN
-	REV. DETAILS ON A700.2	06/04/18	AVK
-	RE-90% FRANCHISE COMMENTS	06/04/18	AVK




1 2nd FLOOR PLAN
SCALE: 1/8" = 1'-0"

IMPORTANT NOTICE TO ALL CONTRACTORS AND OR SUBCONTRACTORS: (COMPLETE BUILDING SYSTEMS AND OR INSTALLATIONS)

IF AWARDED A CONTRACT FOR ANY PORTION OF WORK NEEDED TO COMPLETE THIS PROJECT YOU ARE AGREEING TO THE FOLLOWING TERMS:

- YOU ARE A QUALIFIED CONTRACTOR AND OR SUBCONTRACTOR SPECIFICALLY IN PROVIDING A COMPLETE TURNKEY SERVICE IN YOUR TRADE OR PROFESSION FOR THE TYPE OF WORK AND SCOPE FOR THIS PROJECT.
- YOU AGREE TO PROVIDE A COMPLETE DESIGN BUILD SOLUTION BASED ON THE ARCHITECT'S INTENDED DESIGN FOR THIS PROJECT.
- YOUR BID INCLUDED ALL THE STEPS, PROCESSES, MATERIALS, PRODUCTS, GOVERNING PERMITS AND APPROVALS NECESSARY TO PROVIDE A COMPLETED AND WARRANTED SYSTEM OR INSTALLATION THAT DOES NOT REQUIRE ANOTHER CONTRACTOR OR PRODUCT TO COMPLETE YOUR SCOPE OF WORK.
- YOUR BID MUST HAVE INCLUDED ANY DESIGN INFORMATION REFERENCED WITHIN ANY CIVIL, ARCHITECTURAL, STRUCTURAL, MECHANICAL, ELECTRICAL AND OR PLUMBING DRAWINGS. ALSO NOTE THESE DRAWINGS ARE SCHEMATIC AND ARE INTENDED TO SHOW ONLY BASIC CONCEPTS AND GENERAL INFORMATION. THE COMPLETION OF YOUR WORK MAY INCLUDE OTHER STEPS, PROCESSES, MATERIALS, PRODUCTS, LABOR, GOVERNING PERMITS AND OR APPROVALS NECESSARY TO PROVIDE A COMPLETE SYSTEM INSTALLATION WHETHER SUGGESTED ON THE DRAWINGS OR NOT.
- AS AN EXAMPLE: ITEMS AND OR TASKS LIKE: FIRE CALLS, DRAFT STOPS, FASTENERS, ANCHORS, EMBEDMENTS, DUMPSTERS, DEBRIS CLEAN UP, ETC. ARE YOUR RESPONSIBILITY. ANY WORK NOT COMPLETED IN A TIMELY MANNER, OR INCOMPLETE WORK WILL BE BILLED BACK TO THE CONTRACTOR AND OR SUBCONTRACTOR, AT THE OWNERS' DISCRETION.



ARCHITECTURE
URBAN PLANNING
INTERIORS
HOTELS/ HOUSING/ MIXED USE
1800.630.3750
CA-SERVICES
ca@mwtusa.com / 1800.717.5816



WARNING
IT IS A VIOLATION OF THE LAW FOR ANY PERSON, UNLESS ACTING UNDER THE DIRECTION OF THE ARCHITECT, TO ALTER OR REPRODUCE THESE DRAWINGS IN ANY WAY.

**ALOFT
MEMPHIS
DOWNTOWN**

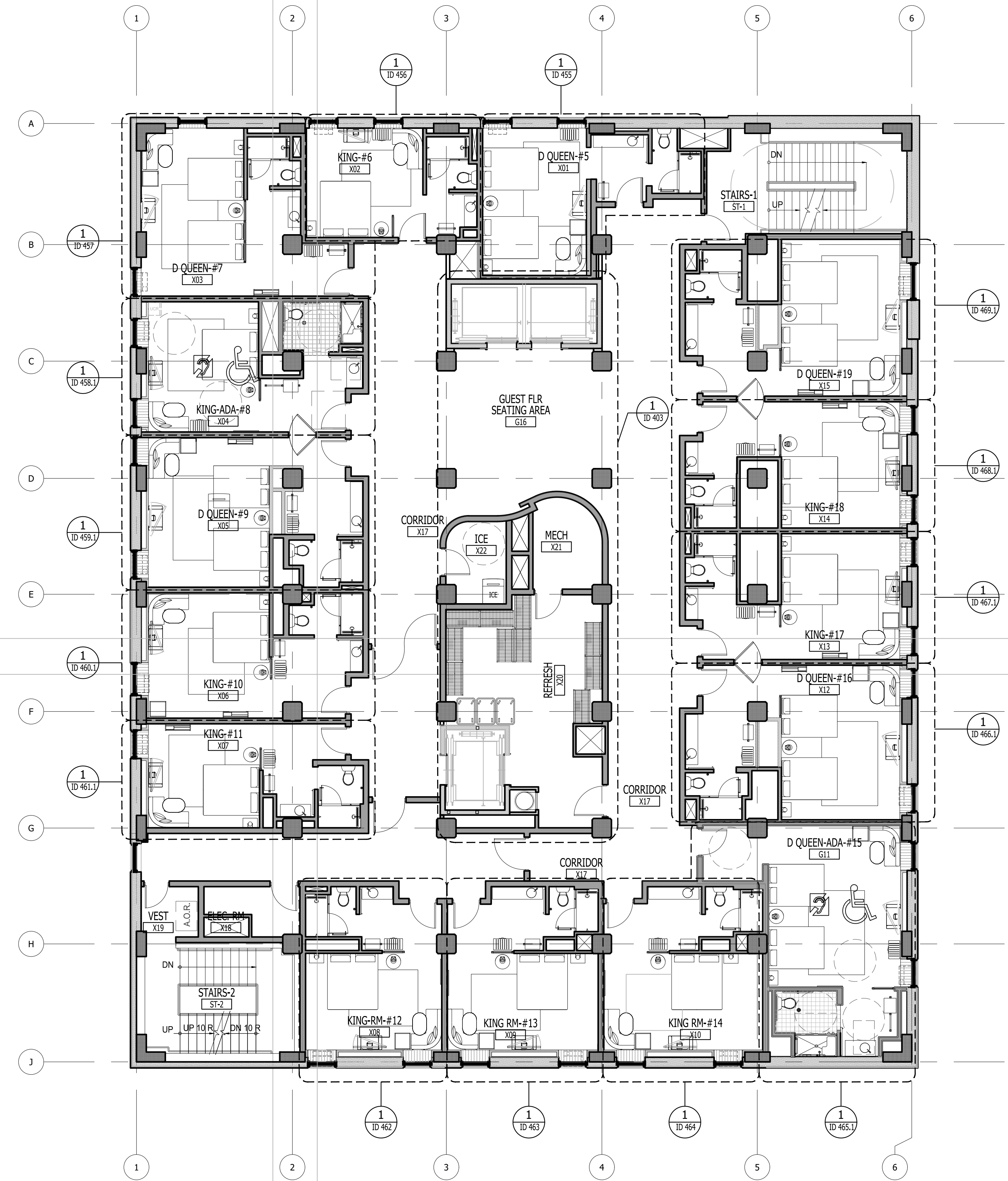
63 NORTH B.B. KING BLVD.
MEMPHIS, TENNESSEE 38103

PROJECT NO.: 16 006
DATE: 04-12-2019
DRAWN BY:
CHKD. BY: MWT

2nd FLR
PLAN

SHEET ID102

NO.	DESCRIPTION	DATE	BY
-	ISSUED FOR DEMOLITION	06/09/17	MV
-	ISSUED TO FRANCHISE	06/09/17	MV
-	ISSUED FOR BID (ID ONLY)	07/21/17	MV
-	ISSUED TO FRANCHISE	08/17/17	MV
-	ISSUED FOR PERMIT	08/04/17	MV
-	FOR FINAL APPROVAL	10/02/17	MV
-	ISSUED FOR PERMIT	11/28/17	MV
-	RE-ISSUED FOR PERMIT	03/07/18	AN
-	REV. DETAILS ON A700.2	06/04/18	AVK
-	RE-90% FRANCHISE COMMENTS	06/04/18	AVK




1 TYPICAL GUEST ROOM FLOOR PLAN
 SCALE: 1/8" = 1'-0"
 3rd FLR -12th FLR
 *SEE SHT A406 FOR 6TH FLOOR
 GUEST LAUNDRY ROOM & CORE DESIGN
 **REFER TO ID450 FOR ADA/AV ROOM MIX
 CLARIFICATIONS

IMPORTANT NOTICE TO ALL CONTRACTORS AND OR SUBCONTRACTORS: (COMPLETE BUILDING SYSTEMS AND OR INSTALLATIONS)

IF AWARDED A CONTRACT FOR ANY PORTION OF WORK NEEDED TO COMPLETE THIS PROJECT YOU ARE AGREEING TO THE FOLLOWING TERMS:

1. YOU ARE A QUALIFIED CONTRACTOR AND OR SUBCONTRACTOR SPECIFICALLY IN PROVIDING A COMPLETE TURNKEY SERVICE IN YOUR TRADE OR PROFESSION FOR THE TYPE OF WORK AND SCOPE FOR THIS PROJECT.
2. YOU AGREE TO PROVIDE A COMPLETE DESIGN BUILD SOLUTION BASED ON THE ARCHITECT'S INTENDED DESIGN FOR THIS PROJECT.
3. YOUR BID INCLUDED ALL THE STEPS, PROCESSES, MATERIALS, PRODUCTS, GOVERNING PERMITS AND APPROVALS NECESSARY TO PROVIDE A COMPLETED AND WARRANTED SYSTEM OR INSTALLATION THAT DOES NOT REQUIRE ANOTHER CONTRACTOR OR PRODUCT TO COMPLETE YOUR SCOPE OF WORK.
4. YOUR BID MUST HAVE INCLUDED ANY DESIGN INFORMATION REFERENCED WITHIN ANY CIVIL, ARCHITECTURAL, STRUCTURAL, MECHANICAL, ELECTRICAL AND OR PLUMBING DRAWINGS, ALSO NOTE THESE DRAWINGS ARE SCHEMATIC AND ARE INTENDED TO SHOW ONLY BASIC CONCEPTS AND GENERAL INFORMATION. THE COMPLETION OF YOUR WORK MAY INCLUDE OTHER STEPS, PROCESSES, MATERIALS, PRODUCTS, LABOR, GOVERNING PERMITS AND OR APPROVALS NECESSARY TO PROVIDE A COMPLETE SYSTEM INSTALLATION WHETHER SUGGESTED ON THE DRAWINGS OR NOT.
5. AS AN EXAMPLE: ITEMS AND OR TASKS LIKE: FIRE CALLS, DRAFT STOPS, FASTENERS, ANCHORS, EMBEDMENTS, DUMPSTERS, DEBRIS CLEAN UP, ETC. ARE YOUR RESPONSIBILITY. ANY WORK NOT COMPLETED IN A TIMELY MANNER, OR INCOMPLETE WORK WILL BE BILLED BACK TO THE CONTRACTOR AND OR SUBCONTRACTOR, AT THE OWNERS' DISCRETION.



ARCHITECTURE
 URBAN PLANNING
 INTERIORS
 HOTELS/ HOUSING/ MIXED USE
 1800.630.3750
 CA-SERVICES
 ca@mwtusa.com / 1800.717.5816



WARNING
 IT IS A VIOLATION OF THE LAW FOR ANY PERSON, UNLESS ACTING UNDER THE DIRECTION OF THE ARCHITECT TO ALTER OR REPRODUCE THESE DRAWINGS IN ANY WAY.

**ALOFT
 MEMPHIS
 DOWNTOWN**

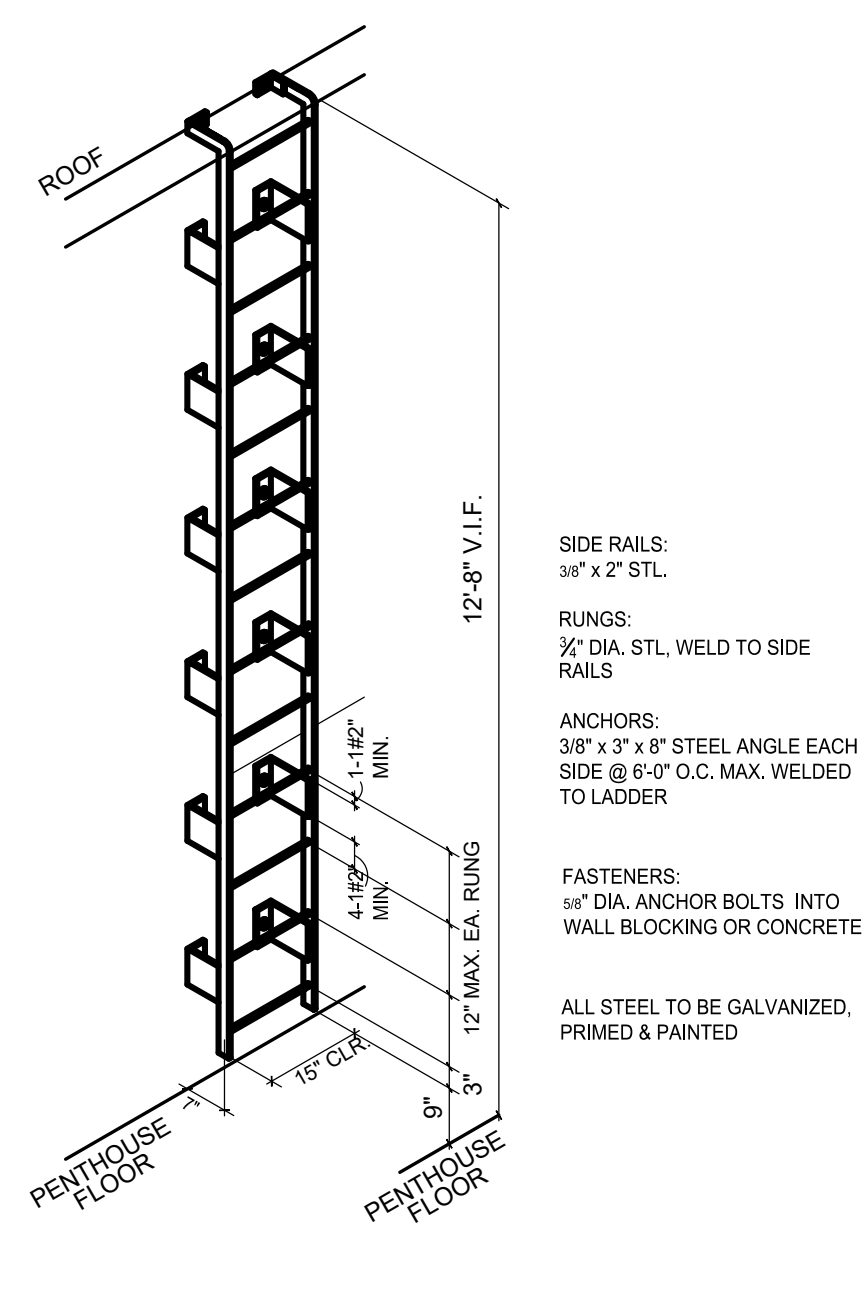
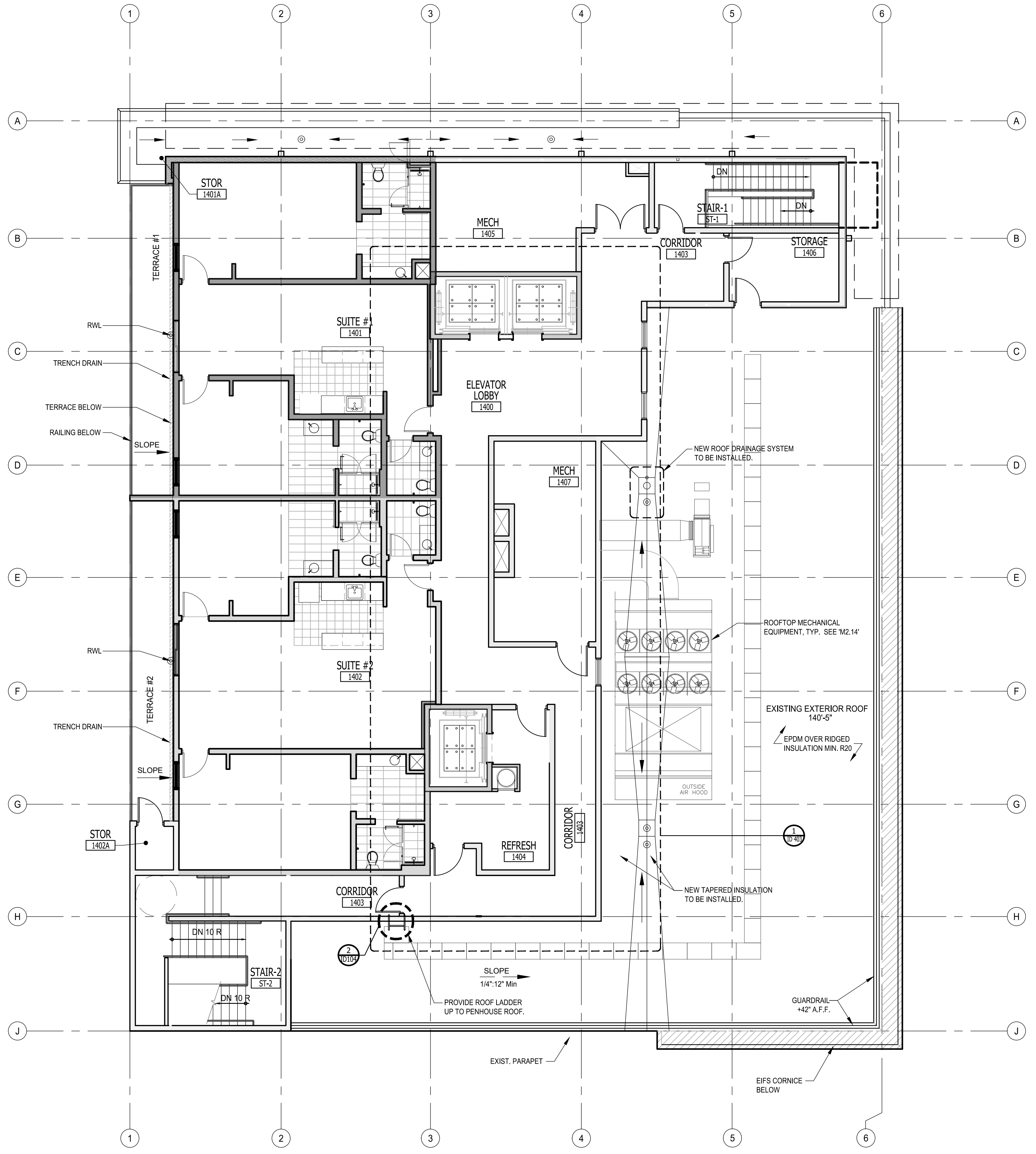
63 NORTH B.B. KING BLVD.
 MEMPHIS, TENNESSEE 38103

PROJECT NO.: 16 006
 DATE: 04-12-2019
 DRAWN BY:
 CHKD. BY: MWT

**TYPICAL GUEST
 ROOM FLR PLAN**


SHEET ID103

NO.	DESCRIPTION	DATE	BY
-	ISSUED FOR DEMOLITION	06/09/17	MV
-	ISSUED TO FRANCHISE	06/09/17	MV
-	ISSUED FOR BID (ID ONLY)	07/21/17	MV
-	ISSUED TO FRANCHISE	08/17/17	MV
-	ISSUED FOR PERMIT	08/04/17	MV
-	FOR FINAL APPROVAL	10/02/17	MV
-	ISSUED FOR PERMIT	11/28/17	MV
-	RE-ISSUED FOR PERMIT	03/07/18	AN
-	REV. DETAILS ON A700.2	06/04/18	AVK
-	RE-90% FRANCHISE COMMENTS	06/04/18	AVK



IMPORTANT NOTICE TO ALL CONTRACTORS AND OR SUBCONTRACTORS: (COMPLETE BUILDING SYSTEMS AND OR INSTALLATIONS)

- IF AWARDED A CONTRACT FOR ANY PORTION OF WORK NEEDED TO COMPLETE THIS PROJECT YOU ARE AGREEING TO THE FOLLOWING TERMS:
- YOU ARE A QUALIFIED CONTRACTOR AND OR SUBCONTRACTOR SPECIFICALLY IN PROVIDING A COMPLETE TURNKEY SERVICE IN YOUR TRADE OR PROFESSION FOR THE TYPE OF WORK AND SCOPE FOR THIS PROJECT.
- YOU AGREE TO PROVIDE A COMPLETE DESIGN BUILD SOLUTION BASED ON THE ARCHITECT'S INTENDED DESIGN FOR THIS PROJECT.
- YOUR BID INCLUDED ALL THE STEPS, PROCESSES, MATERIALS, PRODUCTS, GOVERNING PERMITS AND APPROVALS NECESSARY TO PROVIDE A COMPLETED AND WARRANTED SYSTEM OR INSTALLATION THAT DOES NOT REQUIRE ANOTHER CONTRACTOR OR PRODUCT TO COMPLETE YOUR SCOPE OF WORK.
- YOUR BID MUST HAVE INCLUDED ANY DESIGN INFORMATION REFERENCED WITHIN ANY CIVIL, ARCHITECTURAL, STRUCTURAL, MECHANICAL, ELECTRICAL AND OR PLUMBING DRAWINGS, ALSO NOTE THESE DRAWINGS ARE SCHEMATIC AND ARE INTENDED TO SHOW ONLY BASIC CONCEPTS AND GENERAL INFORMATION THE COMPLETION OF YOUR WORK MAY INCLUDE OTHER STEPS, PROCESSES, MATERIALS, PRODUCTS, LABOR, GOVERNING PERMITS AND OR APPROVALS NECESSARY TO PROVIDE A COMPLETE SYSTEM INSTALLATION WHETHER SUGGESTED ON THE DRAWINGS OR NOT.
- AS AN EXAMPLE: ITEMS AND OR TASKS LIKE: FIRE CALLS, DRAFT STOPS, FASTENERS, ANCHORS, EMBEDMENTS, DUMPSTERS, DEBRIS CLEAN UP, ETC. ARE YOUR RESPONSIBILITY. ANY WORK NOT COMPLETED IN A TIMELY MANNER, OR INCOMPLETE WORK WILL BE BILLED BACK TO THE CONTRACTOR AND OR SUBCONTRACTOR, AT THE OWNERS' DISCRETION.



**ARCHITECTURE
URBAN PLANNING
INTERIORS**
HOTELS/ HOUSING/ MIXED USE
1800.630.3750
CA-SERVICES
ca@mwusa.com / 1800.717.5816



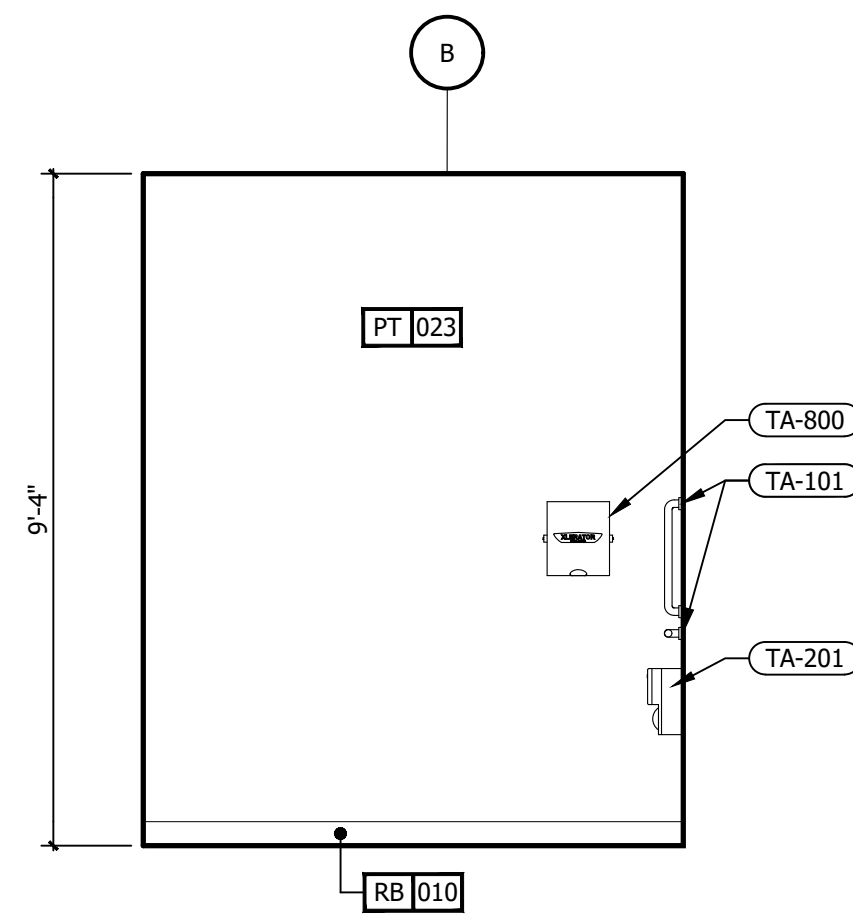
WARNING
IT IS A VIOLATION OF THE LAW FOR ANY PERSON, UNLESS ACTING UNDER THE DIRECTION OF THE ARCHITECT, TO ALTER OR REPRODUCE THESE DRAWINGS IN ANY WAY.

**ALOFT
MEMPHIS
DOWNTOWN**
63 NORTH B.B. KING BLVD.
MEMPHIS, TENNESSEE 38103

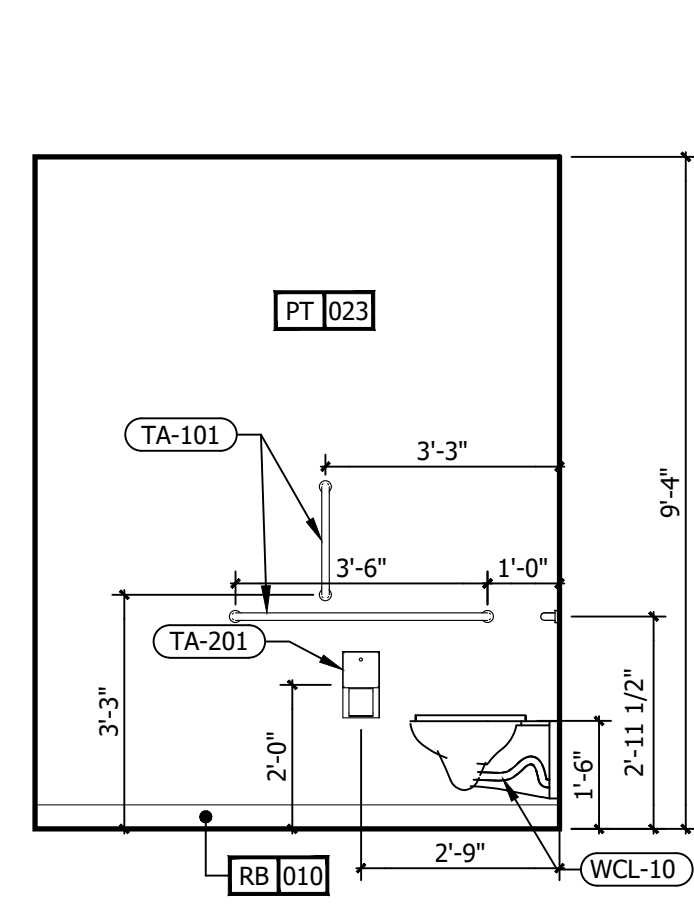
PROJECT NO.: 16 006
DATE: 04-12-2019
DRAWN BY:
CHKD. BY: MWT

**SUITE LEVEL
FLOOR PLAN**

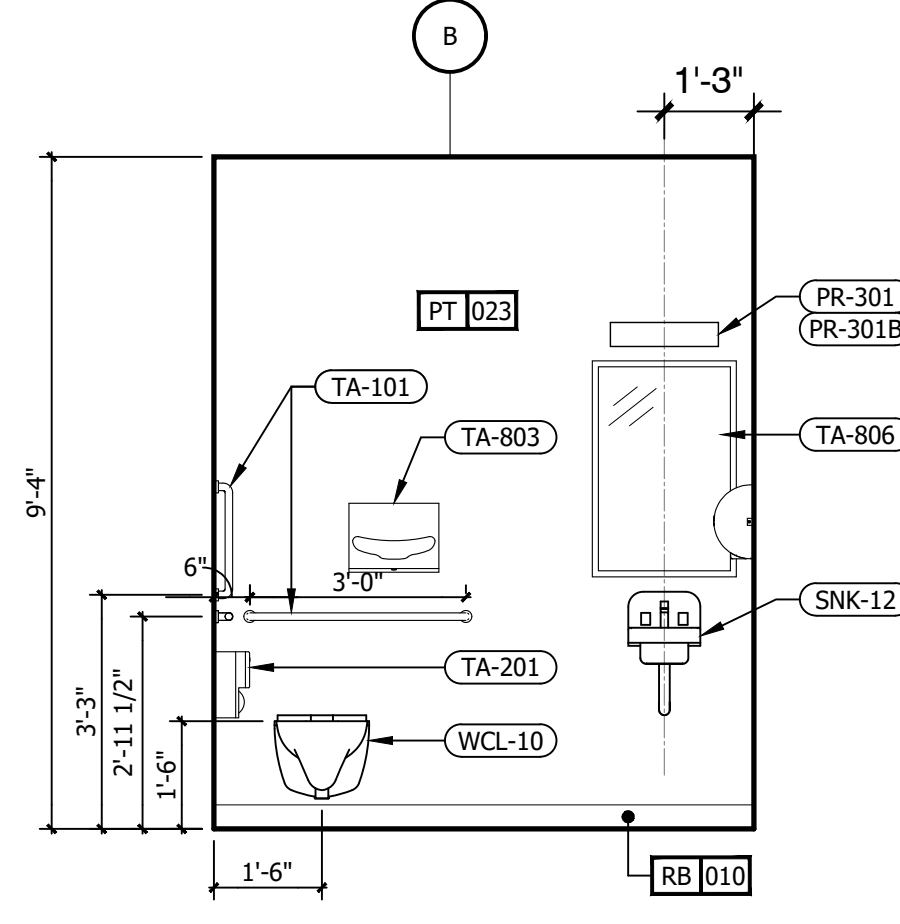
SHEET ID104



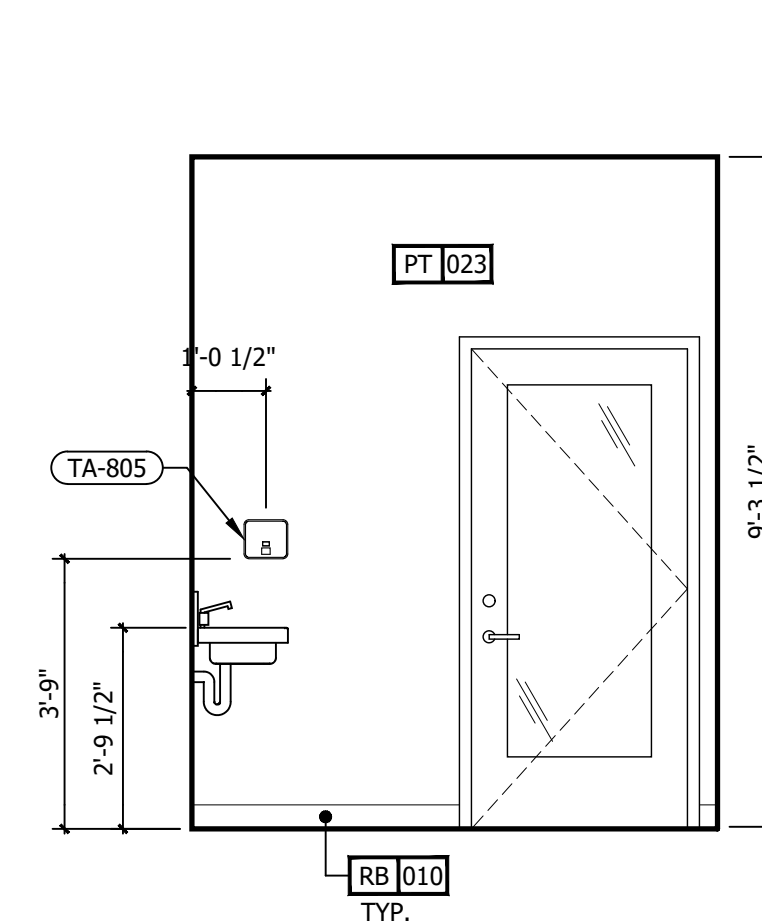
11 EMPLOYEE RESTROOM ELEVATION
3/8" = 1'-0"



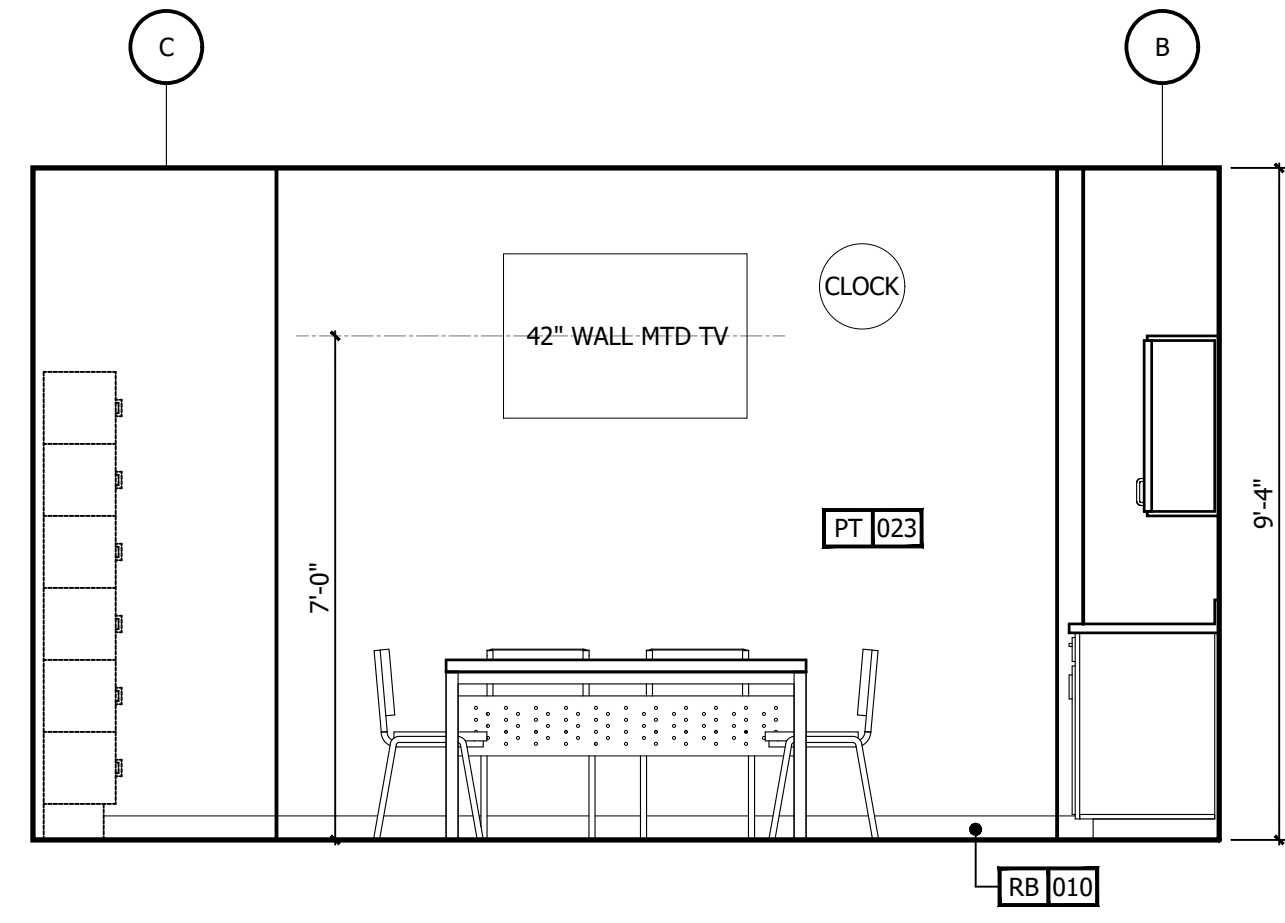
10 EMPLOYEE RESTROOM ELEVATION
3/8" = 1'-0"



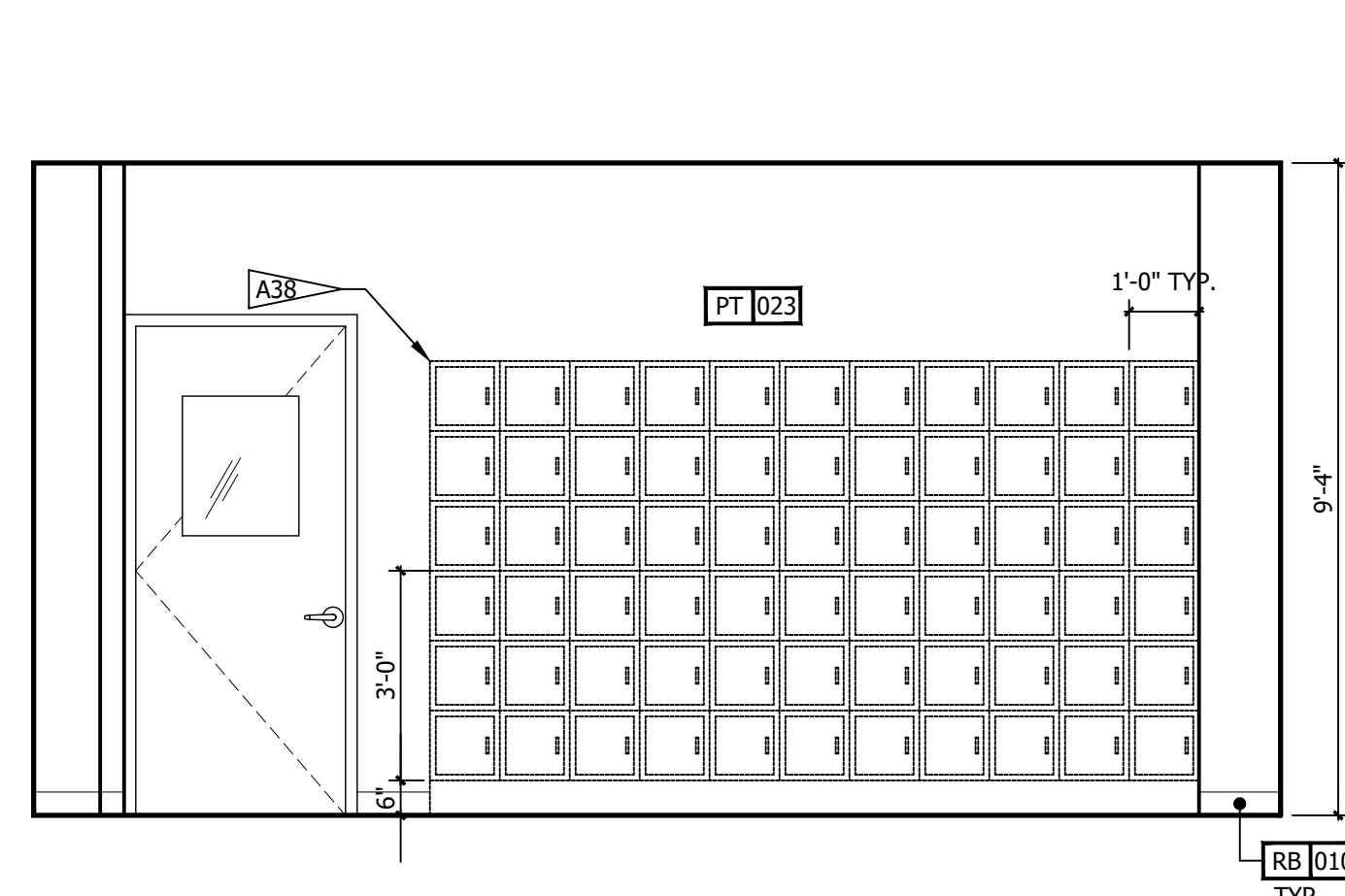
9 EMPLOYEE RESTROOM ELEVATION
3/8" = 1'-0"



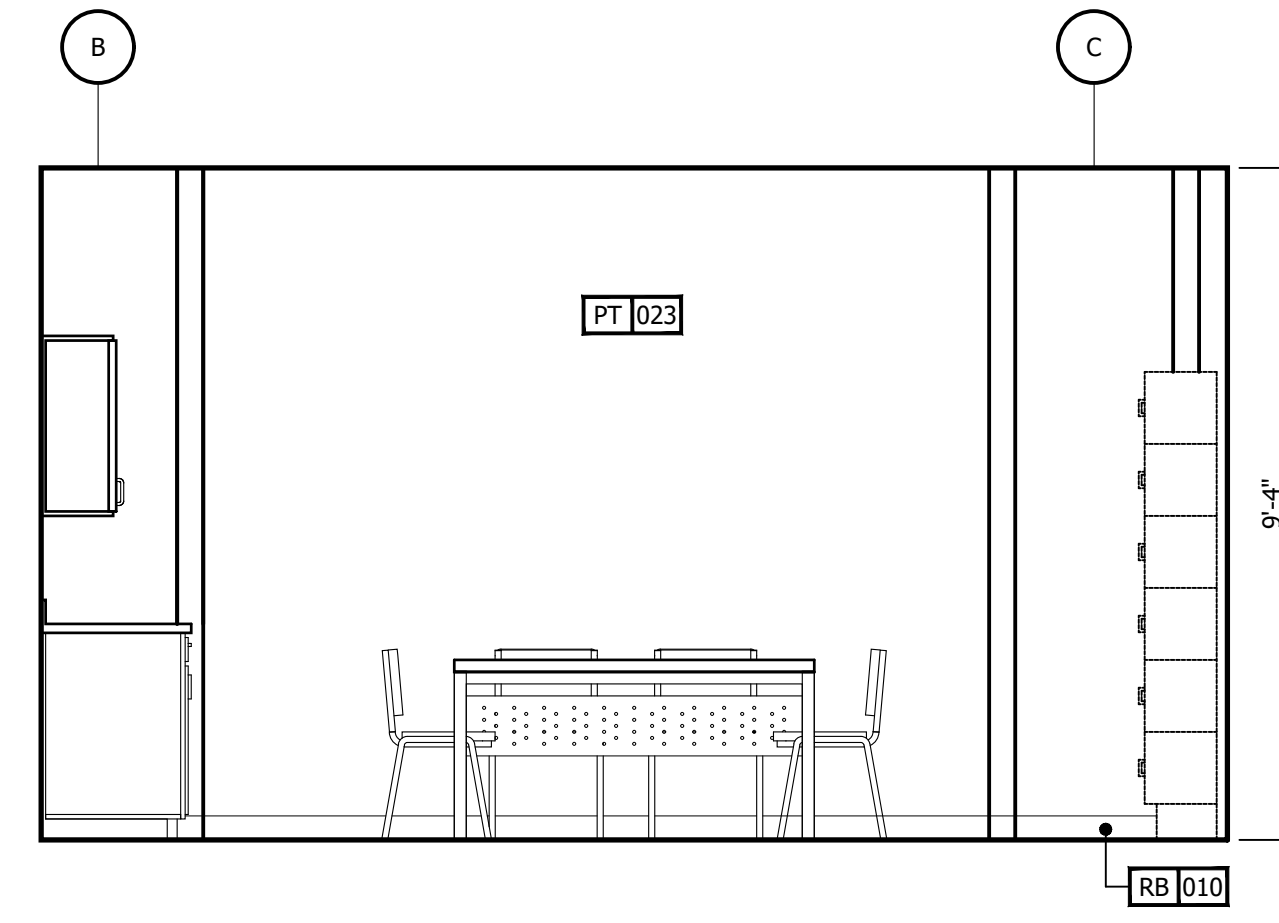
8 EMPLOYEE RESTROOM ELEVATION
3/8" = 1'-0"



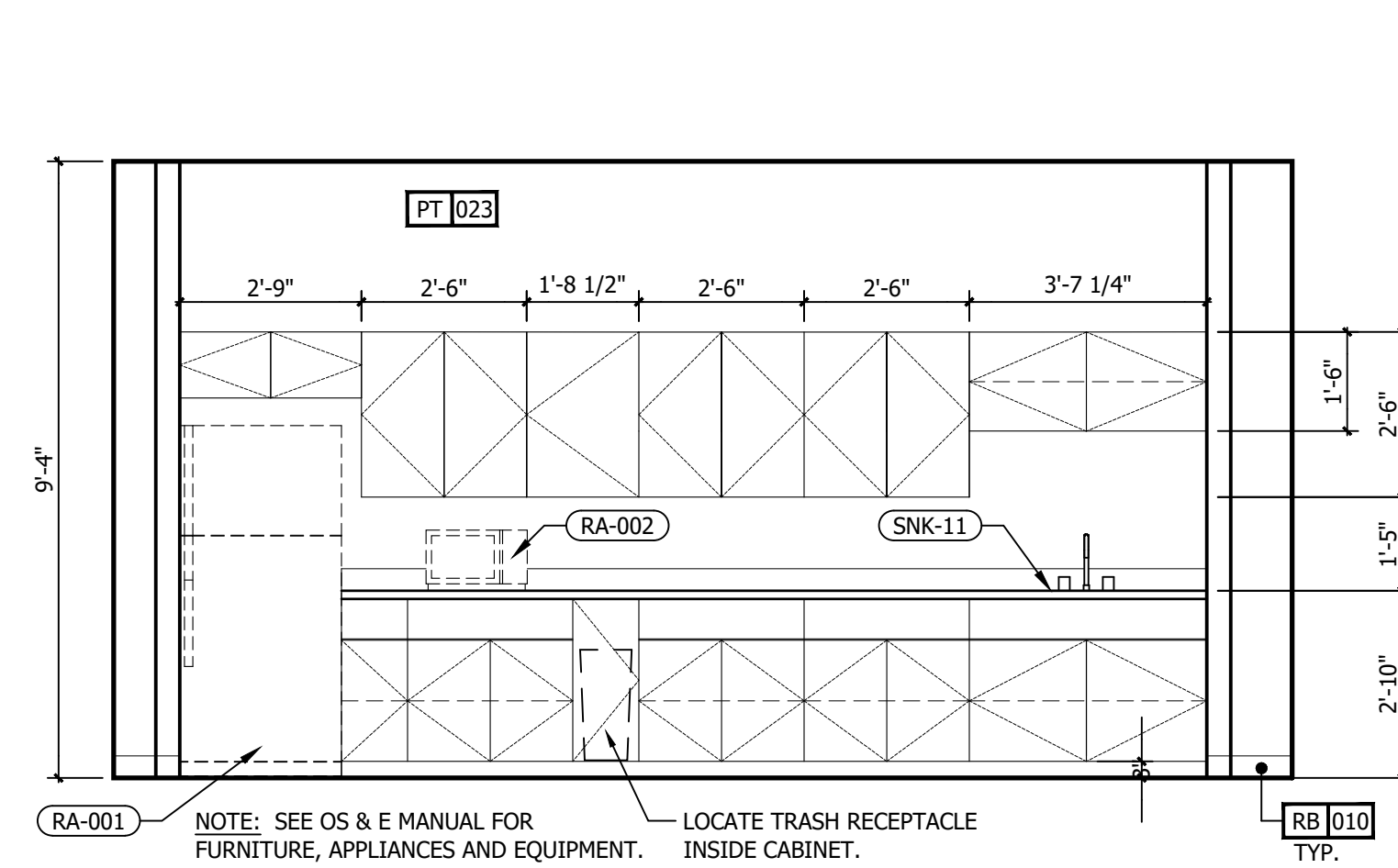
7 EMPLOYEE BREAKROOM ELEVATION
3/8" = 1'-0"



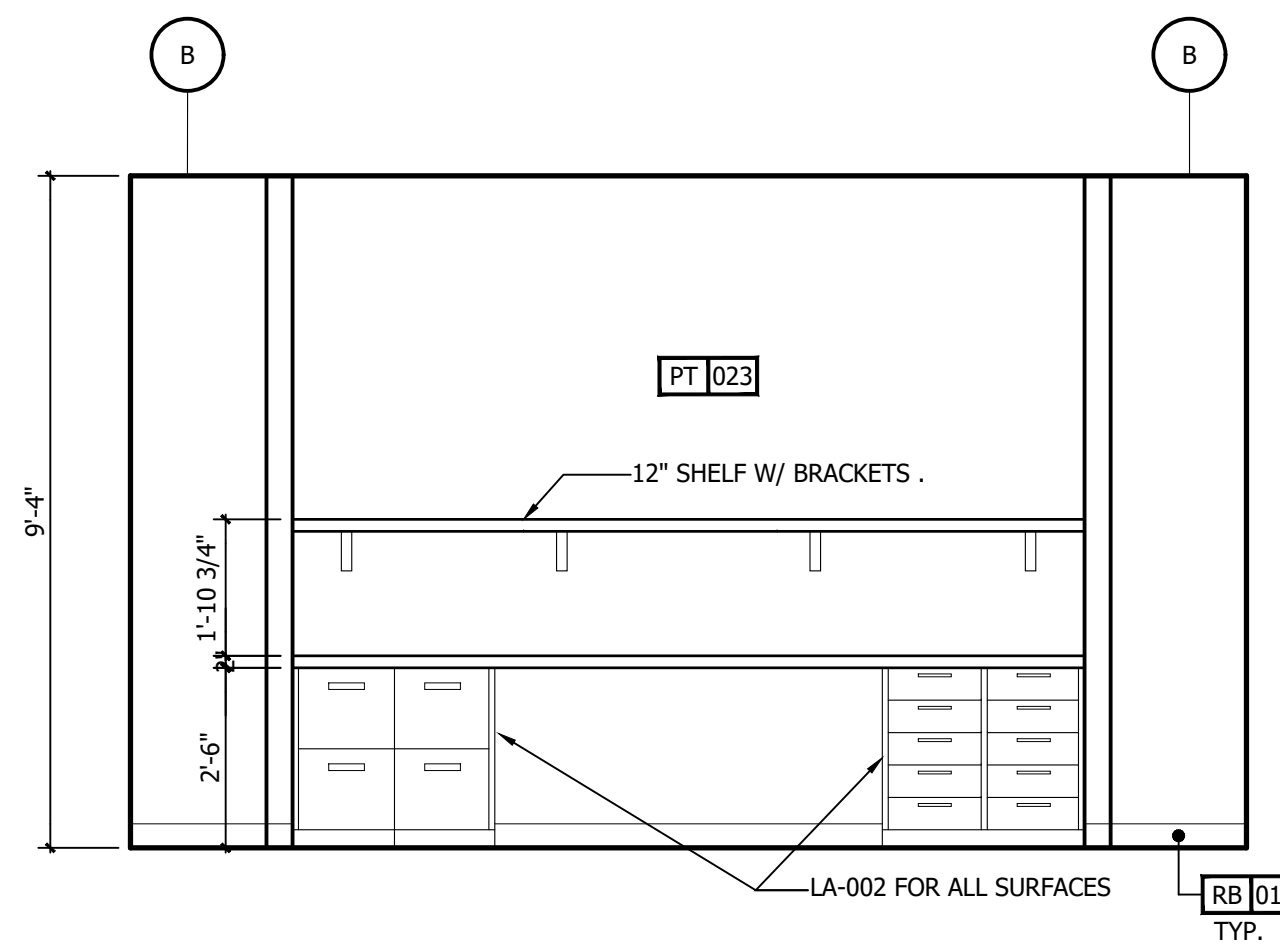
6 EMPLOYEE BREAKROOM ELEVATION
3/8" = 1'-0"



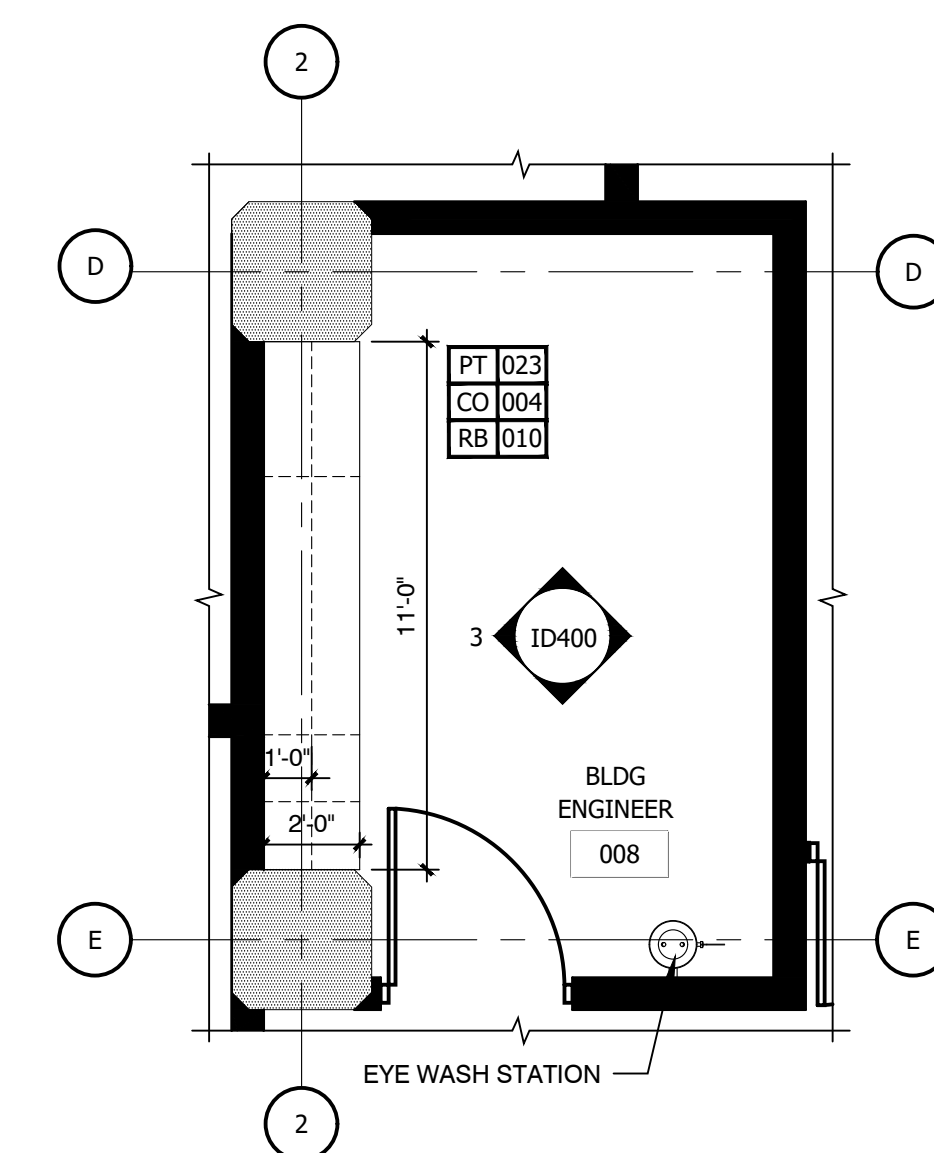
5 EMPLOYEE BREAKROOM ELEVATION
3/8" = 1'-0"



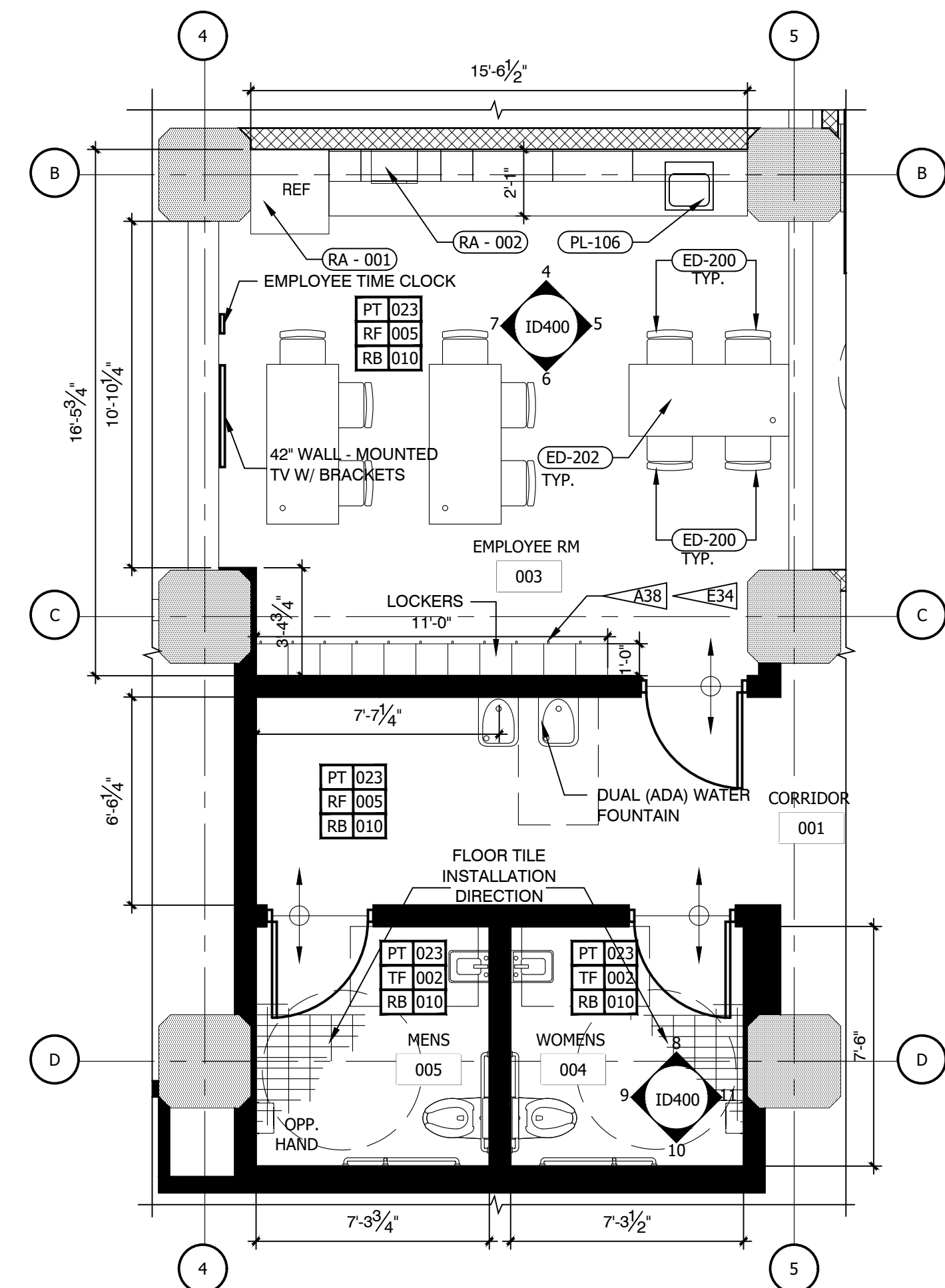
4 EMPLOYEE BREAKROOM ELEVATION
3/8" = 1'-0"



3 ELEVATION - ENGINEER'S OFFICE
3/8" = 1'-0"




2 ENLARGED BASEMENT PLAN - OFFICE
1/4" = 1'-0"




1 ENLARGED BASEMENT PLAN
1/4" = 1'-0"

REFERENCE NOTES	
A.	REFER TO DESIGN STANDARDS "EMPLOYEE AREAS" CHAPTER
B.	FOR MAIN REQUIREMENTS RELATED TO THIS SHEET, ARCHITECT IS RESPONSIBLE FOR DESIGNING PROJECT IN ACCORDANCE WITH THE ENTIRE DESIGN STANDARDS.
C.	SEE CRITERIA PLUMBING PLAN FOR FURTHER INFORMATION REGARDING PLUMBING.
GENERAL NOTES	
1.	G.C. TO PROVIDE BLOCKING AND / OR STRAPPING FOR ALL ITEMS ATTACHED TO WALLS OR MOUNTED TO CEILING ARCHITECT OF RECORD TO REVIEW.
CRITERIA NOTES	
CRITERIA NOTES ARE SHOWN CATEGORIZED BY DISCIPLINE AND COULD BE INTERPRETED TO APPLY TO MORE THAN ONE DISCIPLINE. FOR EFFICIENCY, NOTES ARE ONLY SHOWN UNDER ONE PREDOMINANT DISCIPLINE. CONSULTANTS SHOULD FAMILIARIZE THEMSELVES WITH ALL CRITERIA NOTES.	
E0	ENGINEERING
E34	LOCATE HOUSE PHONES 12" FROM DOOR U.N.O., 44" AFF (TYPICAL)
A0	ARCHITECTURAL
A38	LOCKERS: PROVIDE AT LEAST ONE ACCESSIBLE LOCKER (5%) WITH A SHELF BETWEEN 15" & 48" AFF.
A92	PROVIDE BLOCKING FOR ACCESSORIES INCLUDING (BUT NOT LIMITED TO) GRAB BARS, SHELF AND FOOTREST, TOWEL RACKS, ETC.

NO.	DESCRIPTION	DATE	BY
-	ISSUED FOR DEMOLITION	06/09/17	MV
-	ISSUED TO FRANCHISE	06/09/17	MV
-	ISSUED FOR BID (ID ONLY)	07/21/17	MV
-	ISSUED TO FRANCHISE	08/17/17	MV
-	ISSUED FOR PERMIT	08/04/17	MV
-	FOR FINAL APPROVAL	10/02/17	MV
-	ISSUED FOR PERMIT	11/28/17	MV
-	RE-ISSUED FOR PERMIT	03/07/18	AN
-	REV. DETAILS ON A700.2	06/04/18	AVK
-	RE-90% FRANCHISE COMMENTS		
		06/04/18	AVK



ARCHITECTURE
URBAN PLANNING
INTERIORS
HOTELS/ HOUSING/ MIXED USE
1800.630.3750
CA-SERVICES
ca@mwtusa.com / 1800.717.5816



WARNING
IT IS A VIOLATION OF THE LAW FOR ANY PERSON, UNLESS ACTING UNDER THE DIRECTION OF THE ARCHITECT, TO ALTER OR REPRODUCE THESE DRAWINGS IN ANY WAY.

ALOFT
MEMPHIS
DOWNTOWN

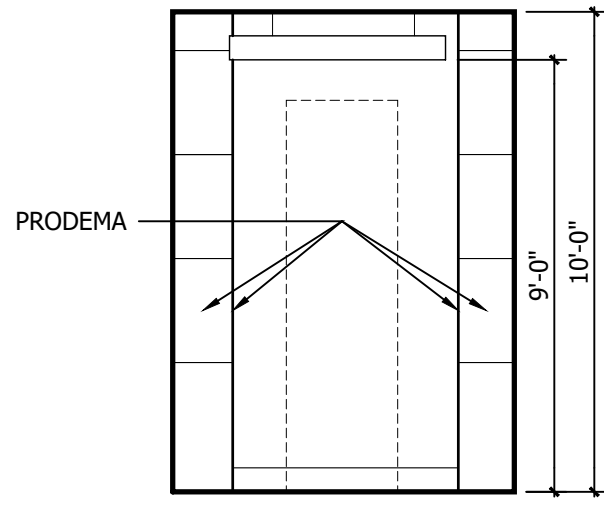
63 NORTH B.B. KING BLVD.
MEMPHIS, TENNESSEE 38103

PROJECT NO.: 16 006
DATE: 04-12-2019
DRAWN BY:
CHKD. BY: MWT

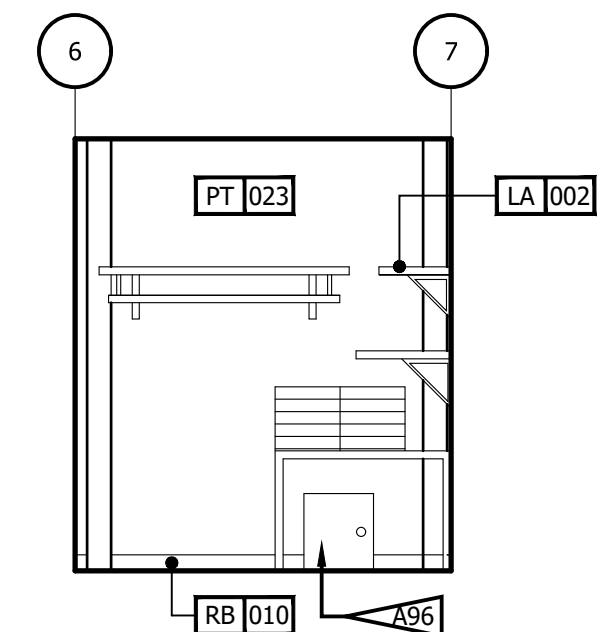
BASEMENT
ENLARGED PLANS
& ELEVATIONS

SHEET ID 400

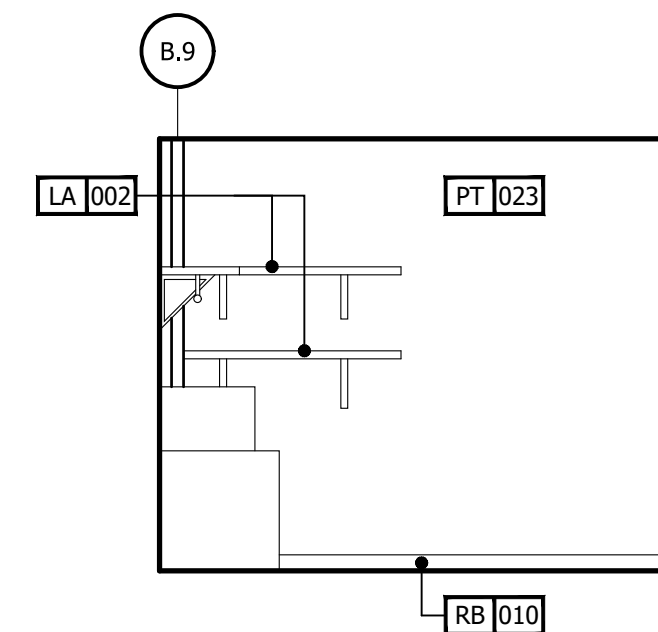
IMPORTANT NOTICE TO ALL CONTRACTORS AND OR SUBCONTRACTORS: (COMPLETE BUILDING SYSTEMS AND OR INSTALLATIONS)
IF AWARDED A CONTRACT FOR ANY PORTION OF WORK NEEDED TO COMPLETE THIS PROJECT YOU ARE AGREEING TO THE FOLLOWING TERMS:
1. YOU ARE A QUALIFIED CONTRACTOR AND OR SUBCONTRACTOR SPECIFICALLY IN PROVIDING A COMPLETE TURNKEY SERVICE IN YOUR TRADE OR PROFESSION FOR THE TYPE OF WORK AND SCOPE FOR THIS PROJECT.
2. YOU AGREE TO PROVIDE A COMPLETE DESIGN SOLUTION BASED ON THE ARCHITECT'S INTENDED DESIGN FOR THIS PROJECT.
3. YOUR BID INCLUDED ALL THE STEPS, PROCESSES, MATERIALS, PRODUCTS, GOVERNING PERMITS AND APPROVALS NECESSARY TO PROVIDE A COMPLETED AND WARRANTED SYSTEM OR INSTALLATION THAT DOES NOT REQUIRE ANOTHER CONTRACTOR OR PRODUCT TO COMPLETE YOUR SCOPE OF WORK.
4. YOUR BID MUST HAVE INCLUDED ANY DESIGN INFORMATION REFERENCED WITHIN ANY CIVIL, ARCHITECTURAL, STRUCTURAL, MECHANICAL, ELECTRICAL AND OR PLUMBING DRAWINGS. ALSO NOTE THESE DRAWINGS ARE SCHEMATIC AND ARE INTENDED TO SHOW ONLY BASIC CONCEPTS AND GENERAL INFORMATION THE COMPLETION OF YOUR WORK MAY INCLUDE OTHER STEPS, PROCESSES, MATERIALS, PRODUCTS, LABOR, GOVERNING PERMITS AND OR APPROVALS NECESSARY TO PROVIDE A COMPLETE SYSTEM INSTALLATION WHETHER SUGGESTED ON THE DRAWINGS OR NOT.
5. AS AN EXAMPLE: ITEMS AND OR TASKS MAY INCLUDE: FIRE CALLS, DRAFT STORES, FASTENERS, ANCHORS, EMBEDMENTS, DUMPSTERS, DEBRIS CLEAN UP, ETC. ARE YOUR RESPONSIBILITY. ANY WORK NOT COMPLETED IN A TIMELY MANNER, OR INCOMPLETE WORK WILL BE BILLED BACK TO THE CONTRACTOR AND OR SUBCONTRACTOR, AT THE OWNERS' DISCRETION.



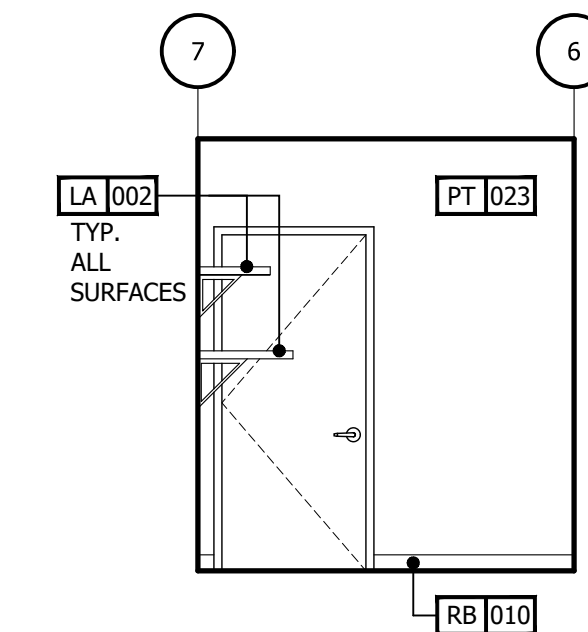
9 ENTRY VESTIBULE
1/4" = 1'-0"



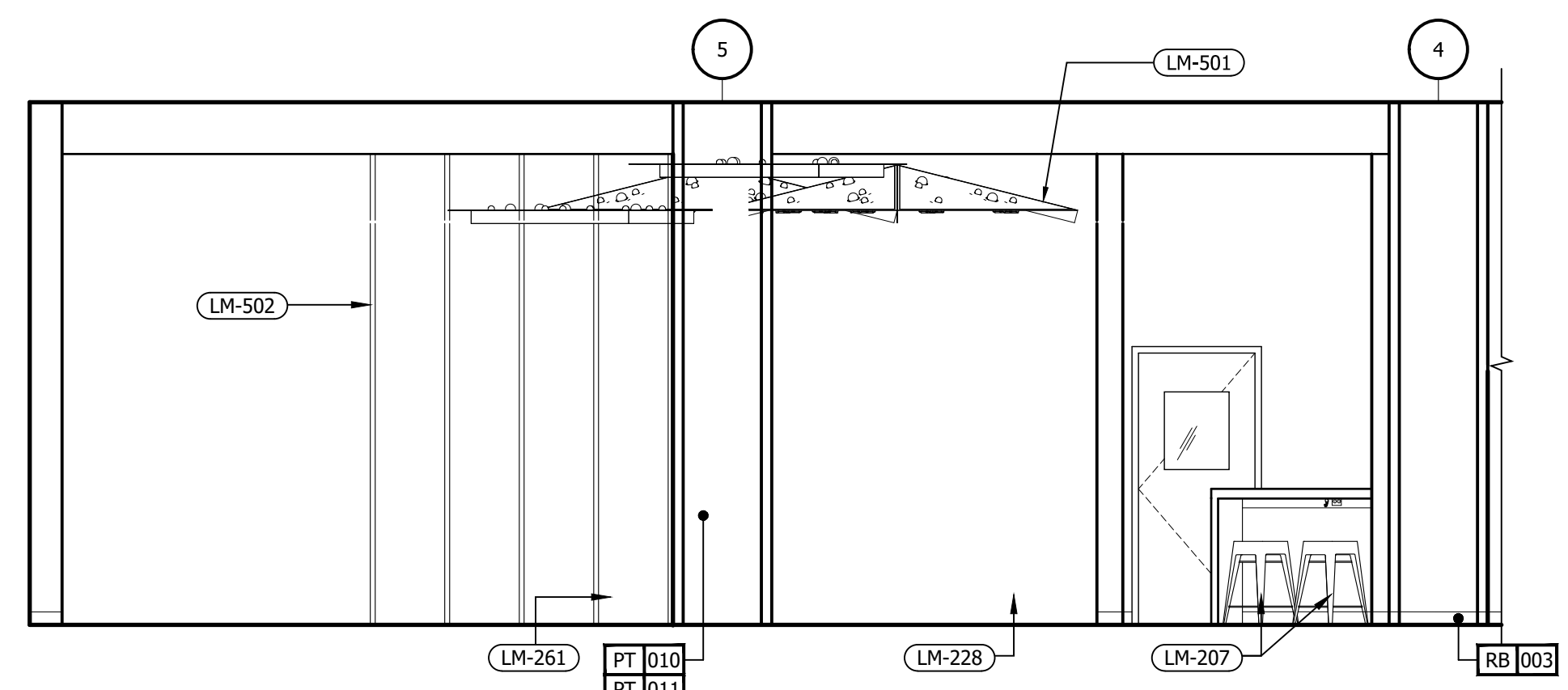
8 ELEVATION - LUGGAGE ROOM
1/4" = 1'-0"



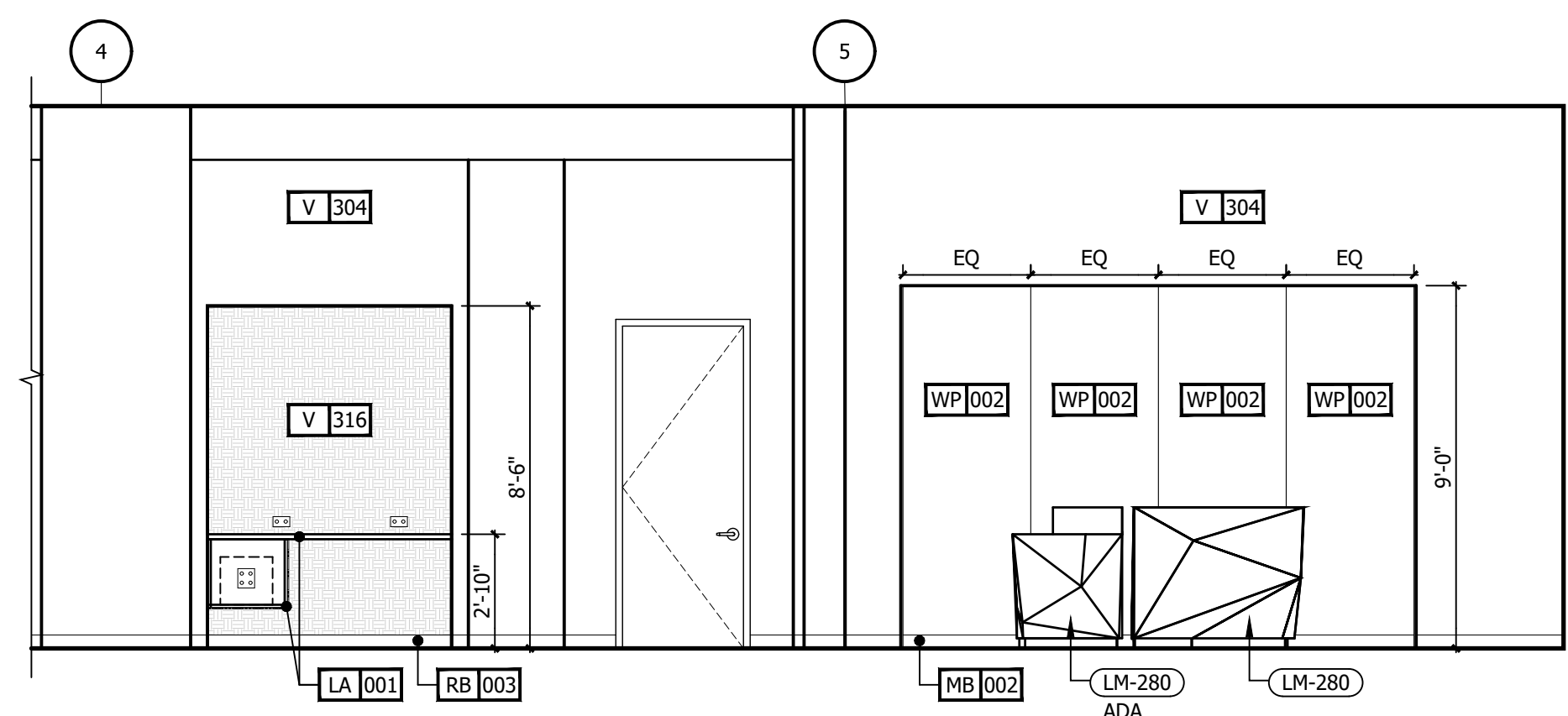
7 ELEVATION - LUGGAGE ROOM
1/4" = 1'-0"



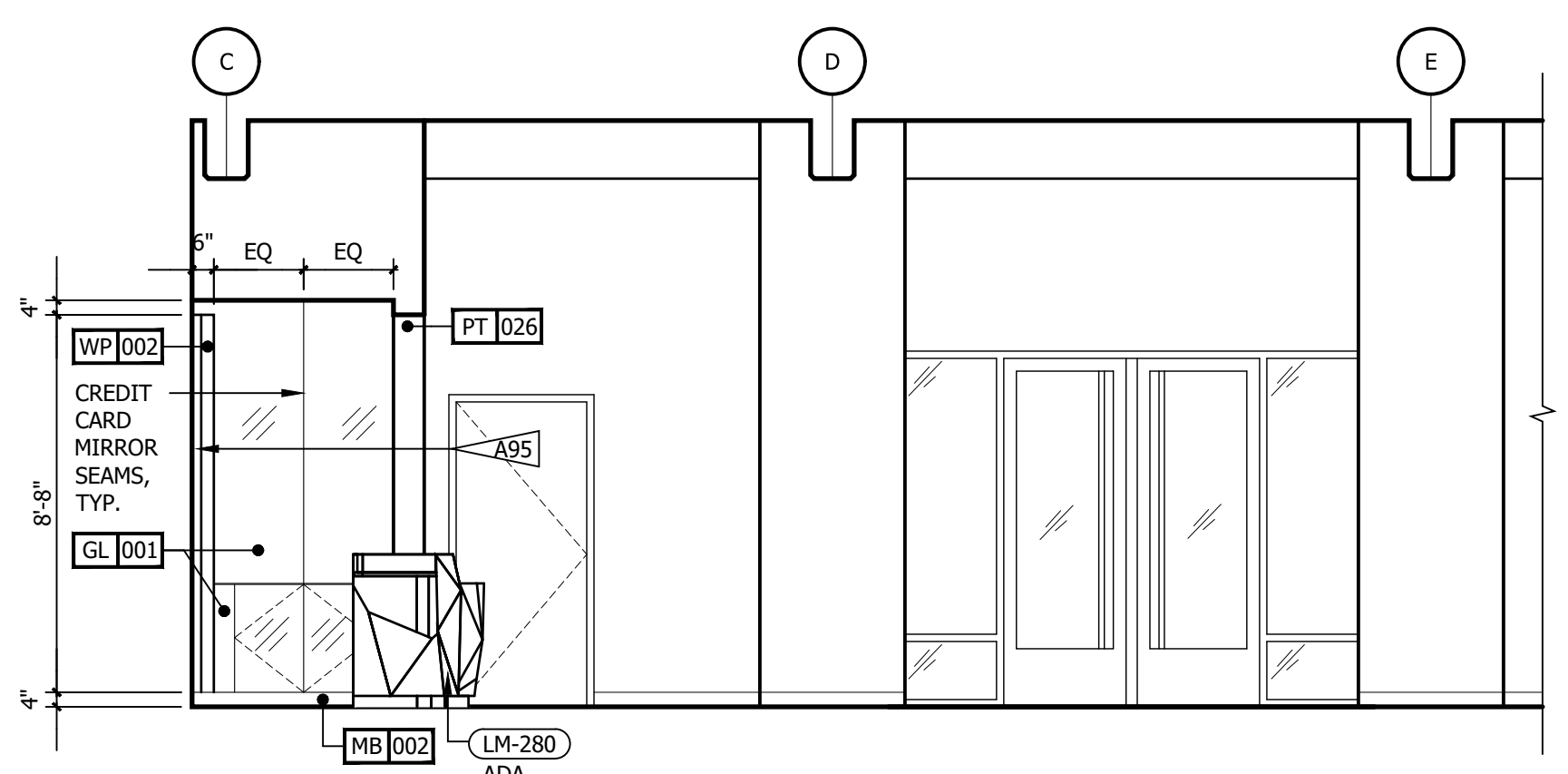
6 ELEVATION - LUGGAGE ROOM
1/4" = 1'-0"



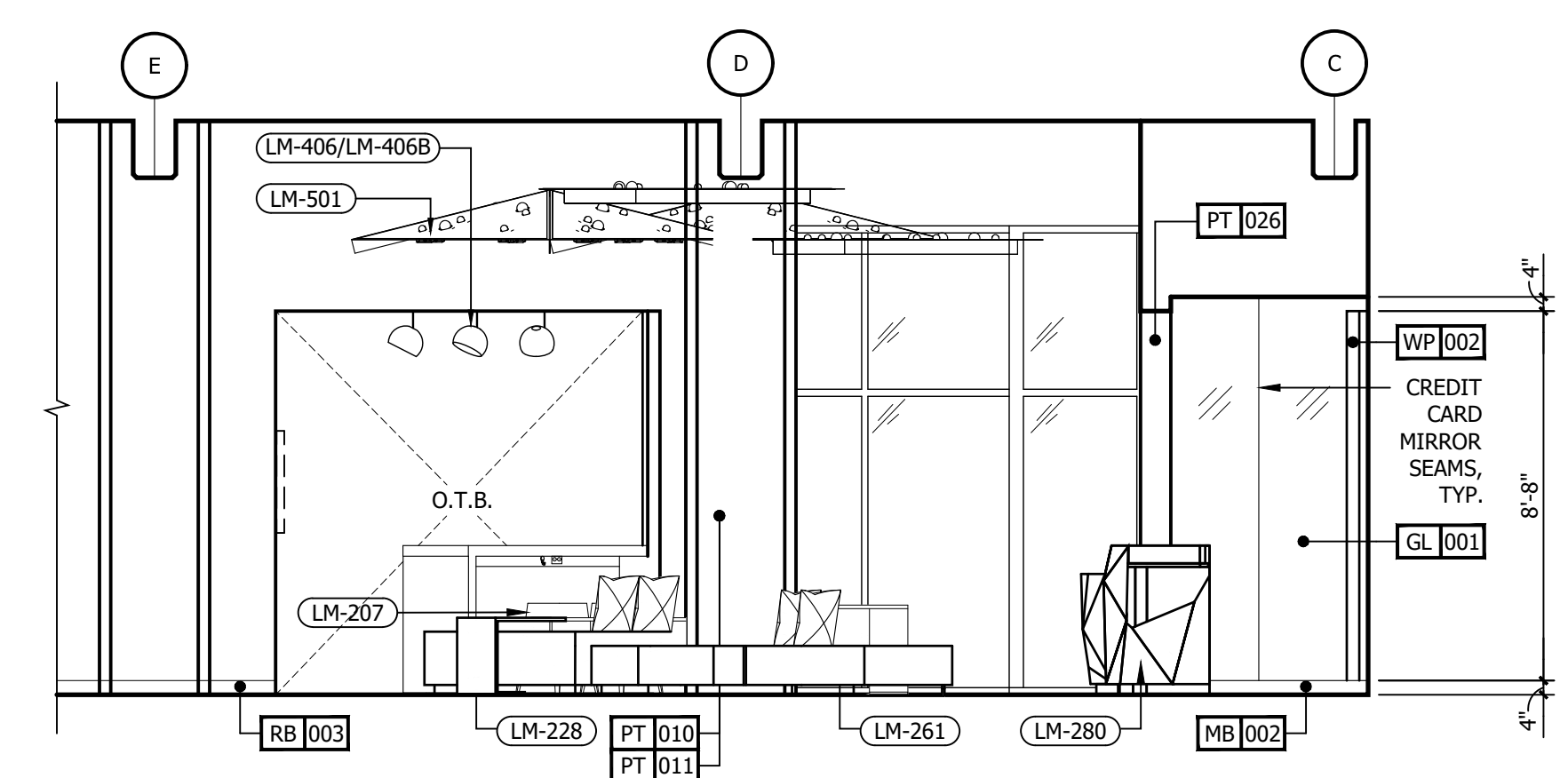
5 INT. ELEVATION - LOBBY
1/4" = 1'-0"



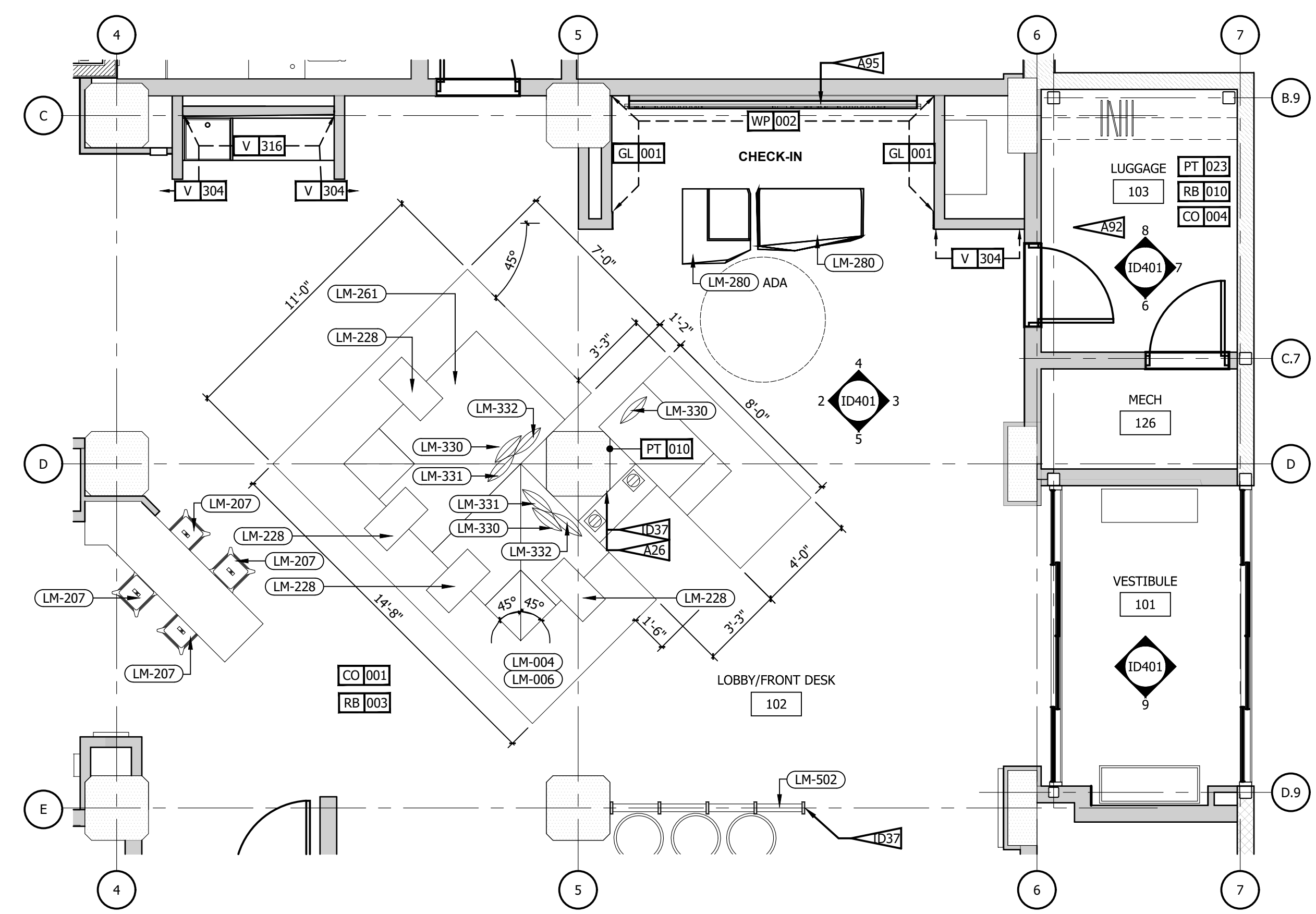
4 INT. ELEVATION - LOBBY
1/4" = 1'-0"



3 INT. ELEVATION - LOBBY
1/4" = 1'-0"



2 INT. ELEVATION - LOBBY
1/4" = 1'-0"



1 ENLARGED FIRST FLOOR PLAN - LOBBY
1/4" = 1'-0"

REFERENCE NOTES	
A.	REFER TO DESIGN STANDARDS "LOBBY AREAS" CHAPTER FOR MAIN REQUIREMENTS RELATED TO THIS SHEET.
B.	REFER TO THE 700 SERIES CRITERIA PLANS FOR ADDITIONAL INFORMATION.
C.	G.C. TO PROVIDE BLOCKING AND / OR STRAPPING FOR ALL ITEMS ATTACHED TO WALLS OR MOUNTED TO CEILING. ARCHITECT OF RECORD TO REVIEW.
D.	REFER TO ELECTRICAL SECTION OF BPM FOR SWITCH TYPE AND COVER.
GENERAL NOTES	
1.	G.C. TO PROVIDE BLOCKING AND / OR STRAPPING FOR ALL ITEMS ATTACHED TO WALLS OR MOUNTED TO CEILING. ARCHITECT OF RECORD TO REVIEW.
CRITERIA NOTES	
CRITERIA NOTES ARE SHOWN CATEGORIZED BY DISCIPLINE AND COULD BE INTERPRETED TO APPLY TO MORE THAN ONE DISCIPLINE. FOR EFFICIENCY, NOTES ARE ONLY SHOWN UNDER ONE PREDOMINANT DISCIPLINE. CONSULTANTS SHOULD FAMILIARIZE THEMSELVES WITH ALL CRITERIA NOTES.	
ARCHITECTURAL	
A26	EXPOSED STRUCTURAL MEMBRANE TO RECEIVE INTUMESCENT PAINT.
A92	PROVIDE BLOCKING FOR ACCESSORIES INCLUDING (BUT NOT LIMITED TO) GRAB BARS, SHELF AND FOOTREST, TOWEL RACKS, ETC.
A95	ARCHITECT TO COORDINATE BACKLIGHTING FOR PERFORATED METAL PANEL WITH INTERIOR DESIGNER AND ELECTRICAL ENGINEER.
A96	EMPLOYEE DEPOSITORY SAFE.
INTERIOR DESIGN	
ID37	COORDINATE FURNITURE DESIGN AND DIMENSIONS WITH STRUCTURAL MEMBERS (COLUMNS, BEAMS, ETC) IN LOBBY.

NO.	DESCRIPTION	DATE	BY
-	ISSUED FOR DEMOLITION	06/09/17	MV
-	ISSUED FOR FRANCHISE	06/09/17	MV
-	ISSUED FOR BID (ID ONLY)	07/21/17	MV
-	ISSUED FOR PERMIT	08/17/17	MV
-	ISSUED FOR PERMIT	08/04/17	MV
-	FOR FINAL APPROVAL	10/02/17	MV
-	ISSUED FOR PERMIT	11/28/17	MV
-	RE-ISSUED FOR PERMIT	03/07/18	AN
-	REV. DETAILS ON A700.2	06/04/18	AVK
-	RE-90% FRANCHISE COMMENTS	06/04/18	AVK



ARCHITECTURE
URBAN PLANNING
INTERIORS
HOTELS/ HOUSING/ MIXED USE
1800.630.3750
CA-SERVICES
ca@mwtusa.com / 1800.717.5816



WARNING
IT IS A VIOLATION OF THE LAW FOR ANY PERSON, UNLESS ACTING UNDER THE DIRECTION OF THE ARCHITECT, TO ALTER OR REPRODUCE THESE DRAWINGS IN ANY WAY.

ALOFT
MEMPHIS
DOWNTOWN
63 NORTH B.B. KING BLVD.
MEMPHIS, TENNESSEE 38103

PROJECT NO.: 16 006
DATE: 04-12-2019
DRAWN BY:
CHKD. BY: MWT

1st FLR ENLARGED
P LAN &
ELEVATIONS
SHEET ID401

IMPORTANT NOTICE TO ALL CONTRACTORS AND OR SUBCONTRACTORS: (COMPLETE BUILDING SYSTEMS AND OR INSTALLATIONS)
IF AWARDED A CONTRACT FOR ANY PORTION OF WORK NEEDED TO COMPLETE THIS PROJECT YOU ARE AGREEING TO THE FOLLOWING TERMS:
1. YOU ARE A QUALIFIED CONTRACTOR AND OR SUBCONTRACTOR SPECIFICALLY IN PROVIDING A COMPLETE TURNKEY SERVICE IN YOUR TRADE OR PROFESSION FOR THE TYPE OF WORK AND SCOPE FOR THIS PROJECT.
2. YOU AGREE TO PROVIDE A COMPLETE DESIGN-BUILD SOLUTION BASED ON THE ARCHITECT'S INTENDED DESIGN FOR THIS PROJECT.
3. YOUR BID INCLUDED ALL THE STEPS, PROCESSES, MATERIALS, PRODUCTS, GOVERNING PERMITS AND APPROVALS NECESSARY TO PROVIDE A COMPLETED AND WARRANTED SYSTEM OR INSTALLATION THAT DOES NOT REQUIRE ANOTHER CONTRACTOR OR PRODUCT TO COMPLETE YOUR SCOPE OF WORK.
4. YOUR BID MUST HAVE INCLUDED ANY DESIGN INFORMATION REFERENCED WITHIN ANY CIVIL, ARCHITECTURAL, STRUCTURAL, MECHANICAL, ELECTRICAL AND OR PLUMBING DRAWINGS. ALSO NOTE THESE DRAWINGS ARE SCHEMATIC AND ARE INTENDED TO SHOW ONLY BASIC CONCEPTS AND GENERAL INFORMATION THE COMPLETION OF YOUR WORK MAY INCLUDE OTHER STEPS, PROCESSES, MATERIALS, PRODUCTS, LABOR, GOVERNING PERMITS AND OR APPROVALS NECESSARY TO PROVIDE A COMPLETE SYSTEM INSTALLATION WHETHER SUGGESTED ON THE DRAWINGS OR NOT.
5. AS AN EXAMPLE: ITEMS AND OR TASKS LIKE: FIRE CALLER, DRAFT STOPS, FASTENERS, ANCHORS, EMBEDMENTS, DUMPSTERS, DEBRIS CLEAN UP, ETC. ARE YOUR RESPONSIBILITY. ANY WORK NOT COMPLETED IN A TIMELY MANNER, OR INCOMPLETE WORK WILL BE BILLED BACK TO THE CONTRACTOR AND OR SUBCONTRACTOR, AT THE OWNERS' DISCRETION.

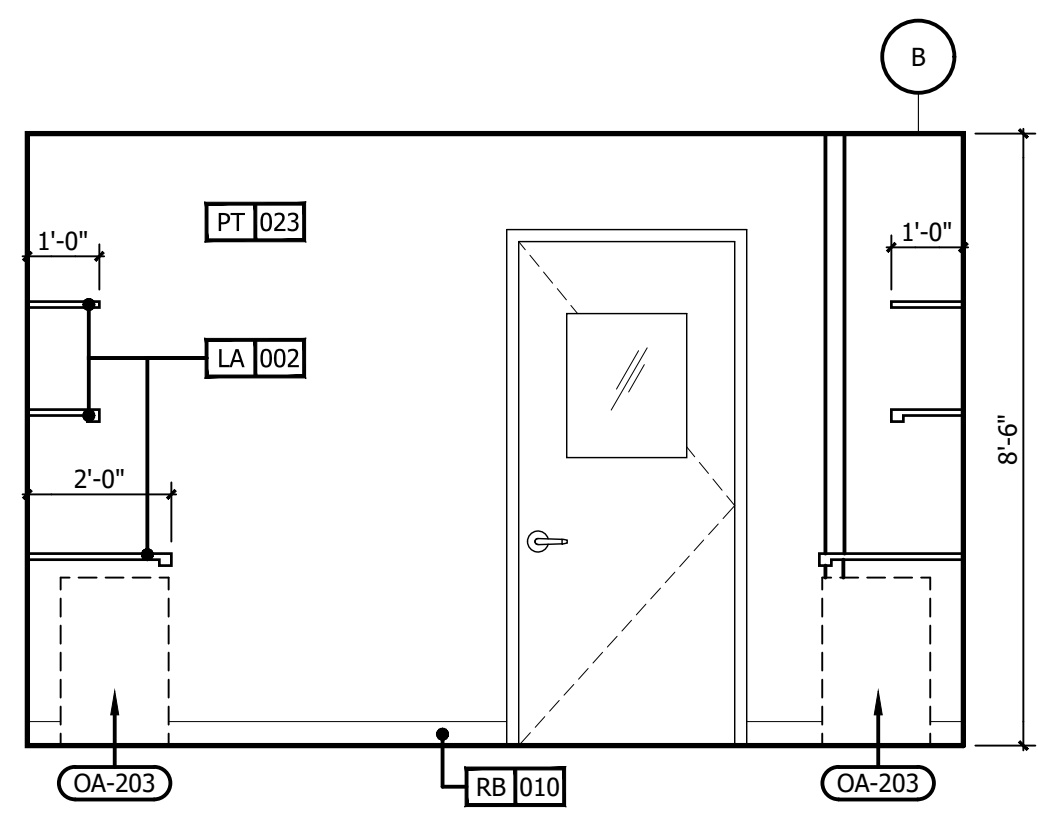
REFERENCE NOTES

A. REFER TO DESIGN STANDARDS "EMPLOYEE AREAS" CHAPTER FOR MAIN REQUIREMENTS RELATED TO THIS SHEET.

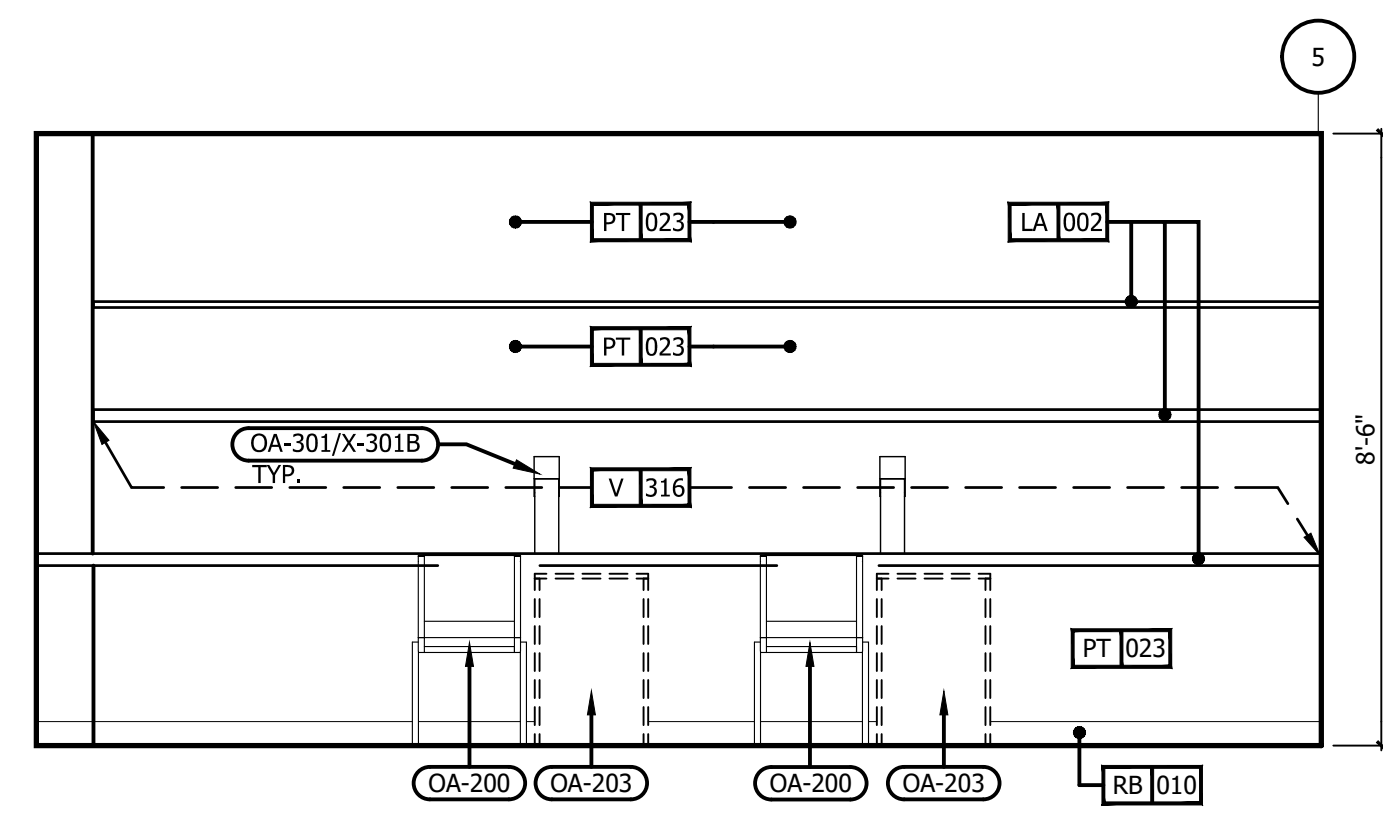
GENERAL NOTES

1. G.C. TO PROVIDE BLOCKING AND / OR STRAPPING FOR ALL ITEMS ATTACHED TO WALLS OR MOUNTED TO CEILING. ARCHITECT OF RECORD TO REVIEW.

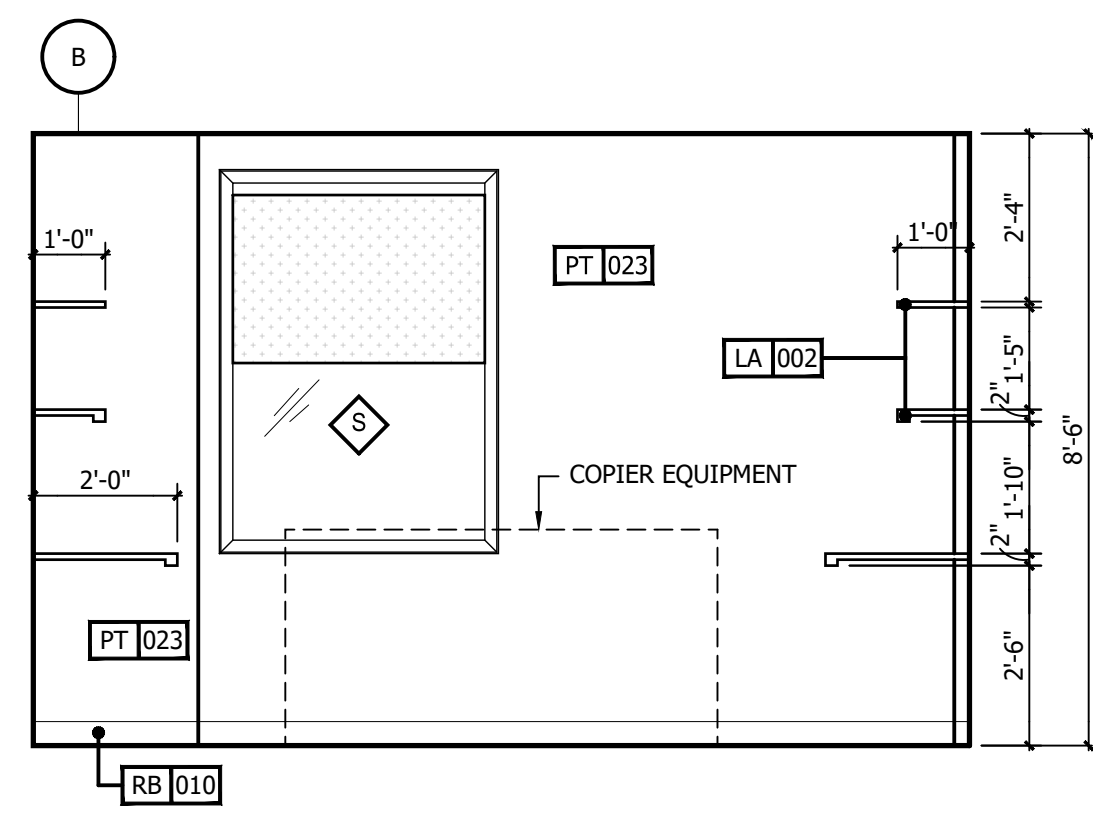
NO.	DESCRIPTION	DATE	BY
-	ISSUED FOR DEMOLITION	06/09/17	MV
-	ISSUED FOR FRANCHISE	06/09/17	MV
-	ISSUED FOR BID (ID ONLY)	07/21/17	MV
-	ISSUED TO FRANCHISE	08/17/17	MV
-	ISSUED FOR PERMIT	08/04/17	MV
-	FOR FINAL APPROVAL	10/02/17	MV
-	ISSUED FOR PERMIT	11/28/17	MV
-	RE-ISSUED FOR PERMIT	03/07/18	AN
-	REV. DETAILS ON A700.2	06/04/18	AVK
-	RE-90% FRANCHISE COMMENTS	06/04/18	AVK



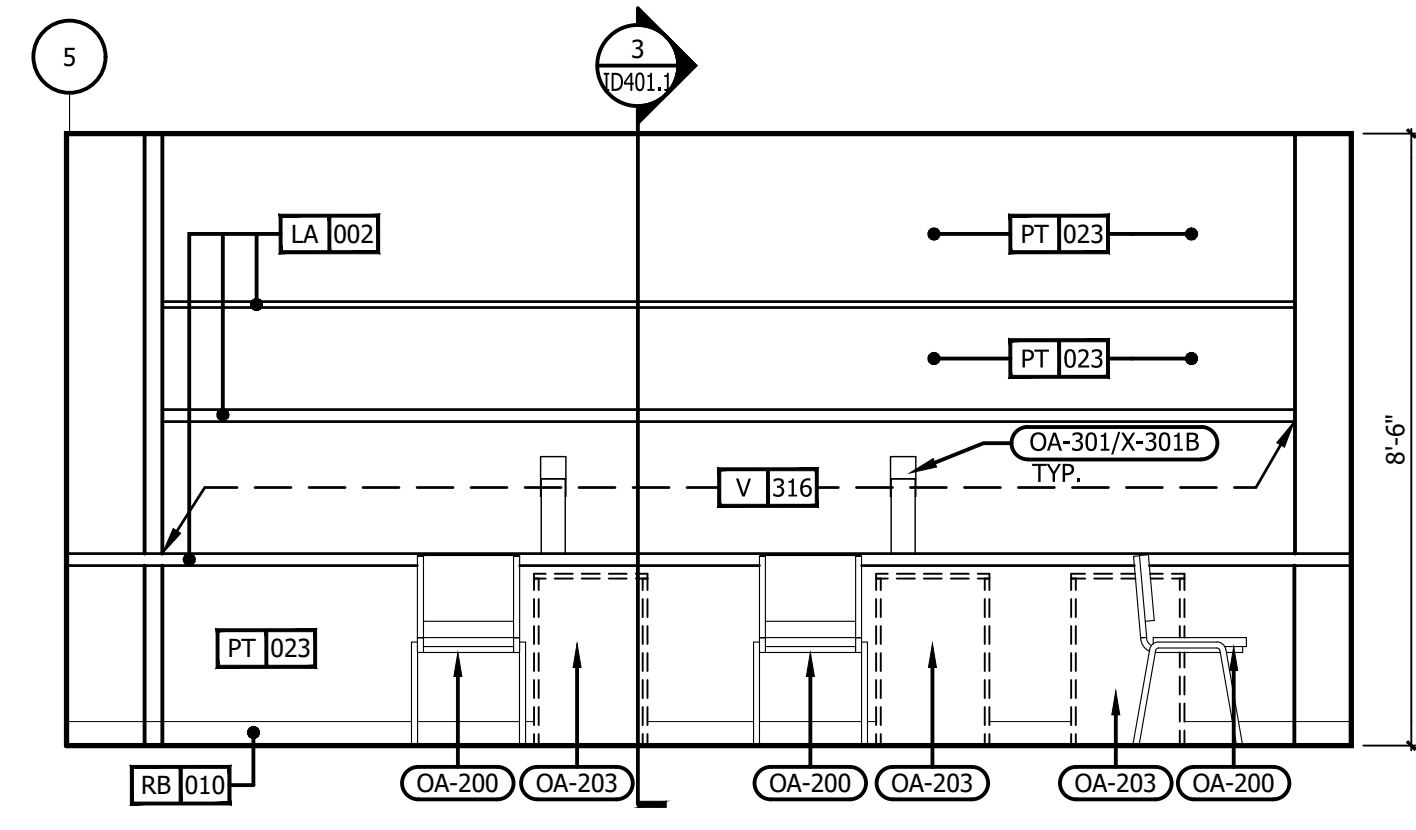
7 INT. ELEVATION
3/8" = 1'-0"



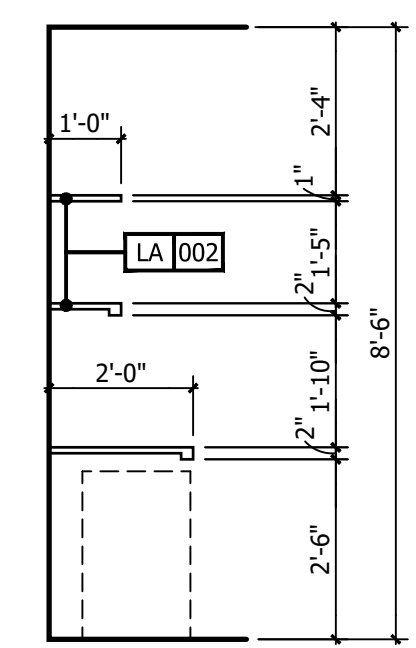
6 INT. ELEVATION
3/8" = 1'-0"



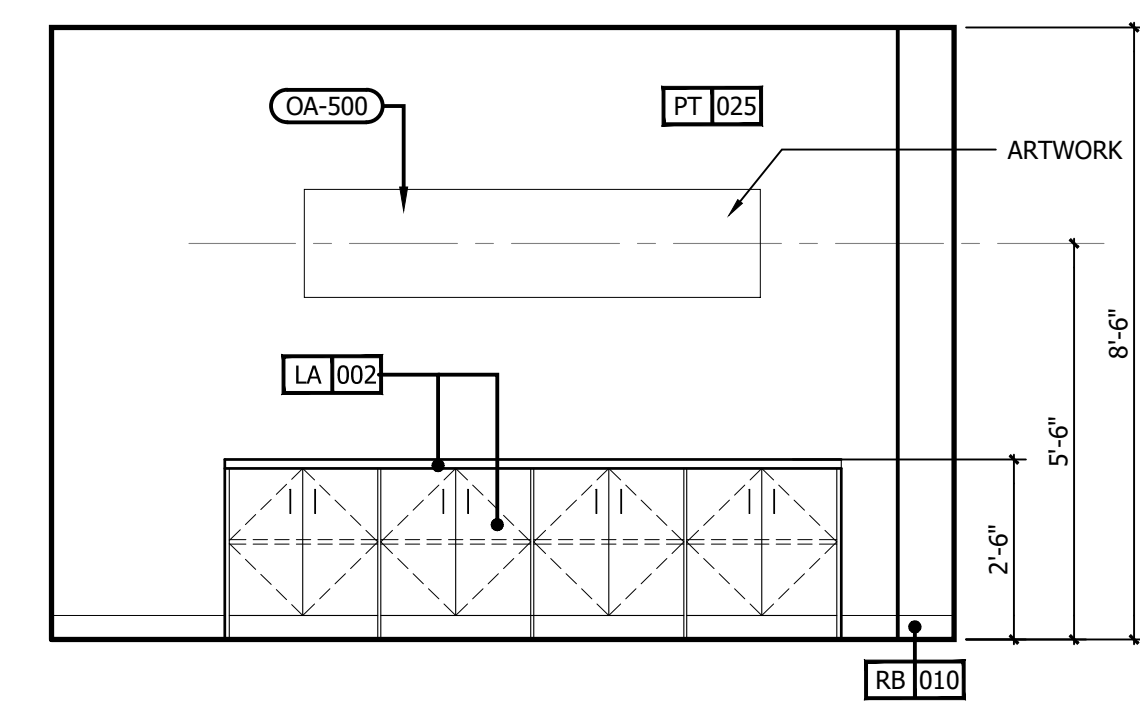
5 INT. ELEVATION
3/8" = 1'-0"



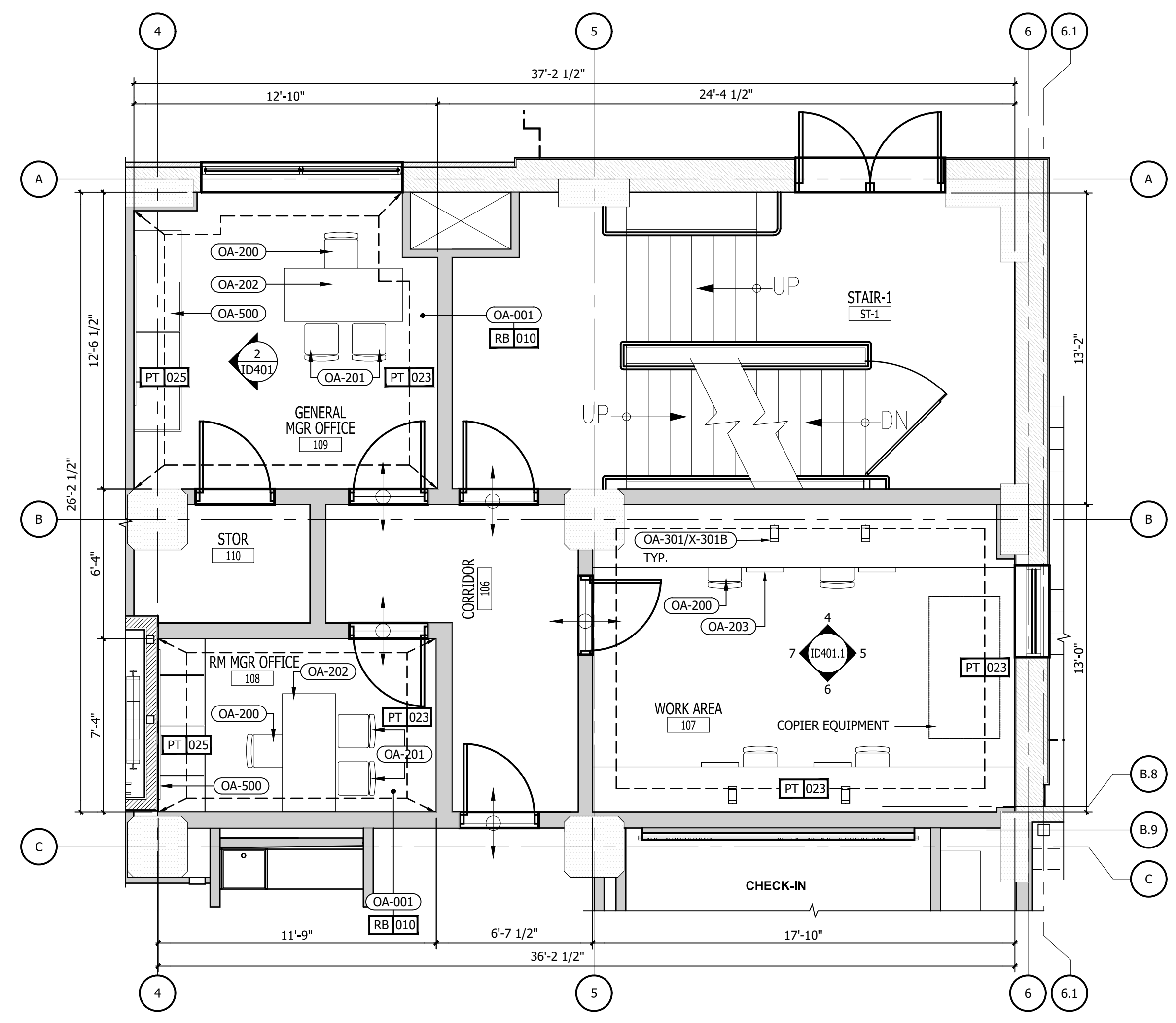
4 INT. ELEVATION
3/8" = 1'-0"



3 SECTION WORK AREA
3/8" = 1'-0"



2 INT. ELEVATION
3/8" = 1'-0"




1 ENLARGED FIRST FLOOR PLAN - BOH OFFICES
1/4" = 1'-0"

IMPORTANT NOTICE TO ALL CONTRACTORS AND OR SUBCONTRACTORS: (COMPLETE BUILDING SYSTEMS AND OR INSTALLATIONS)

IF AWARDED A CONTRACT FOR ANY PORTION OF WORK NEEDED TO COMPLETE THIS PROJECT YOU ARE AGREEING TO THE FOLLOWING TERMS:

1. YOU ARE A QUALIFIED CONTRACTOR AND OR SUBCONTRACTOR SPECIFICALLY IN PROVIDING A COMPLETE TURNKEY SERVICE IN YOUR TRADE OR PROFESSION FOR THE TYPE OF WORK AND SCOPE FOR THIS PROJECT.
2. YOU AGREE TO PROVIDE A COMPLETE DESIGN BUILD SOLUTION BASED ON THE ARCHITECT'S INTENDED DESIGN FOR THIS PROJECT.
3. YOUR BID INCLUDED ALL THE STEPS, PROCESSES, MATERIALS, PRODUCTS, GOVERNING PERMITS AND APPROVALS NECESSARY TO PROVIDE A COMPLETED AND WARRANTED SYSTEM OR INSTALLATION THAT DOES NOT REQUIRE ANOTHER CONTRACTOR OR PRODUCT TO COMPLETE YOUR SCOPE OF WORK.
4. YOUR BID MUST HAVE INCLUDED ANY DESIGN INFORMATION REFERENCED WITHIN ANY CIVIL, ARCHITECTURAL, STRUCTURAL, MECHANICAL, ELECTRICAL AND OR PLUMBING DRAWINGS. ALSO NOTE THESE DRAWINGS ARE SCHEMATIC AND ARE INTENDED TO SHOW ONLY BASIC CONCEPTS AND GENERAL INFORMATION. THE COMPLETION OF YOUR WORK MAY INCLUDE OTHER STEPS, PROCESSES, MATERIALS, PRODUCTS, LABOR, GOVERNING PERMITS AND OR APPROVALS NECESSARY TO PROVIDE A COMPLETE SYSTEM INSTALLATION WHETHER SUGGESTED ON THE DRAWINGS OR NOT.
5. AS AN EXAMPLE: ITEMS AND OR TASKS LIKE: FIRE CALLS, DRAFT STOPS, FASTENERS, ANCHORS, EMBEDMENTS, DUMPSTERS, DEBRIS CLEAN UP, ETC. ARE YOUR RESPONSIBILITY. ANY WORK NOT COMPLETED IN A TIMELY MANNER, OR INCOMPLETE WORK WILL BE BILLED BACK TO THE CONTRACTOR AND OR SUBCONTRACTOR, AT THE OWNERS' DISCRETION.



ARCHITECTURE
URBAN PLANNING
INTERIORS
HOTELS/ HOUSING/ MIXED USE
1800.630.3750
CA-SERVICES
ca@mwtusa.com / 1800.717.5816



WARNING
IT IS A VIOLATION OF THE LAW FOR ANY PERSON, UNLESS ACTING UNDER THE DIRECTION OF THE ARCHITECT, TO ALTER OR REPRODUCE THESE DRAWINGS IN ANY WAY.

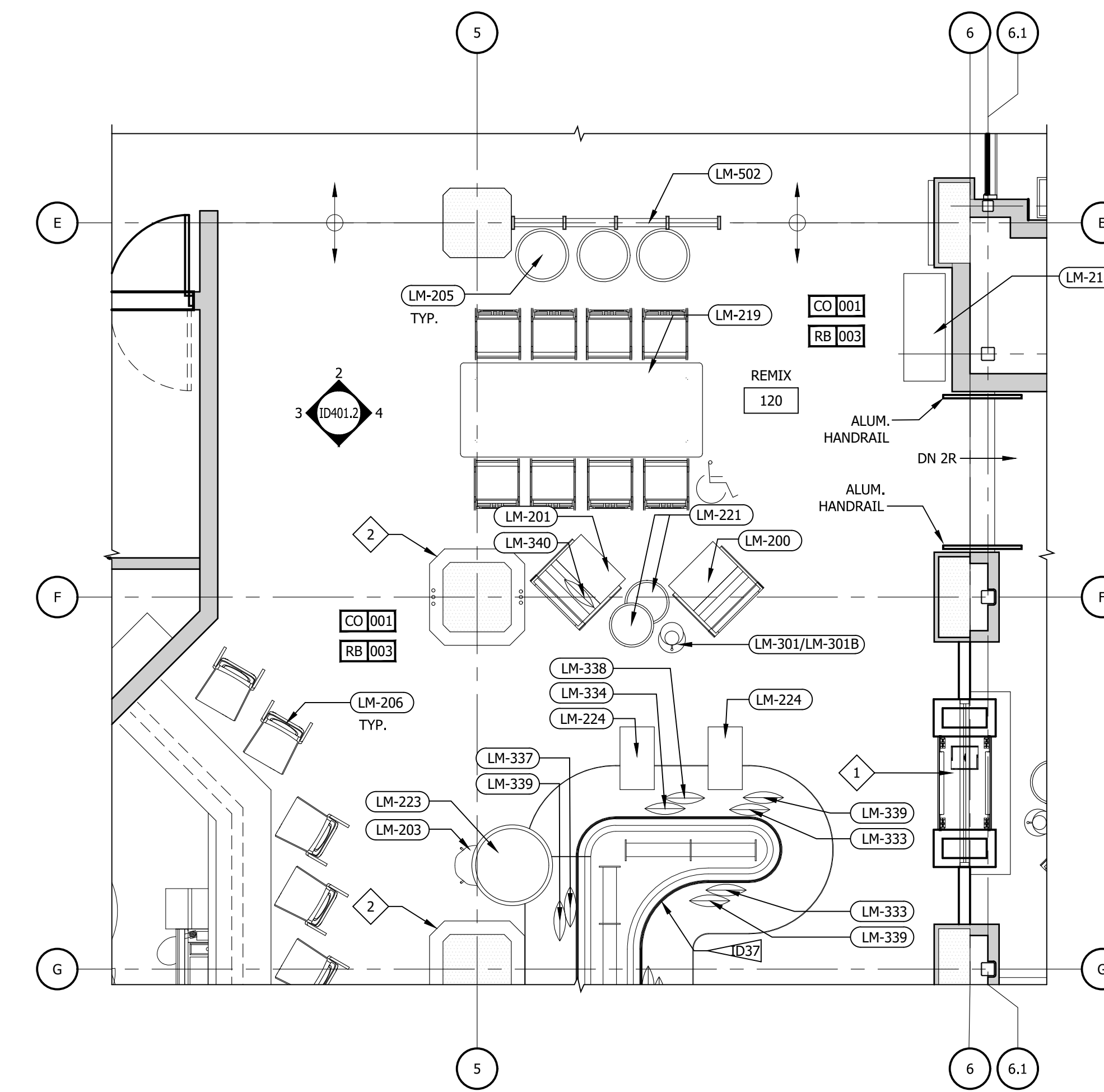
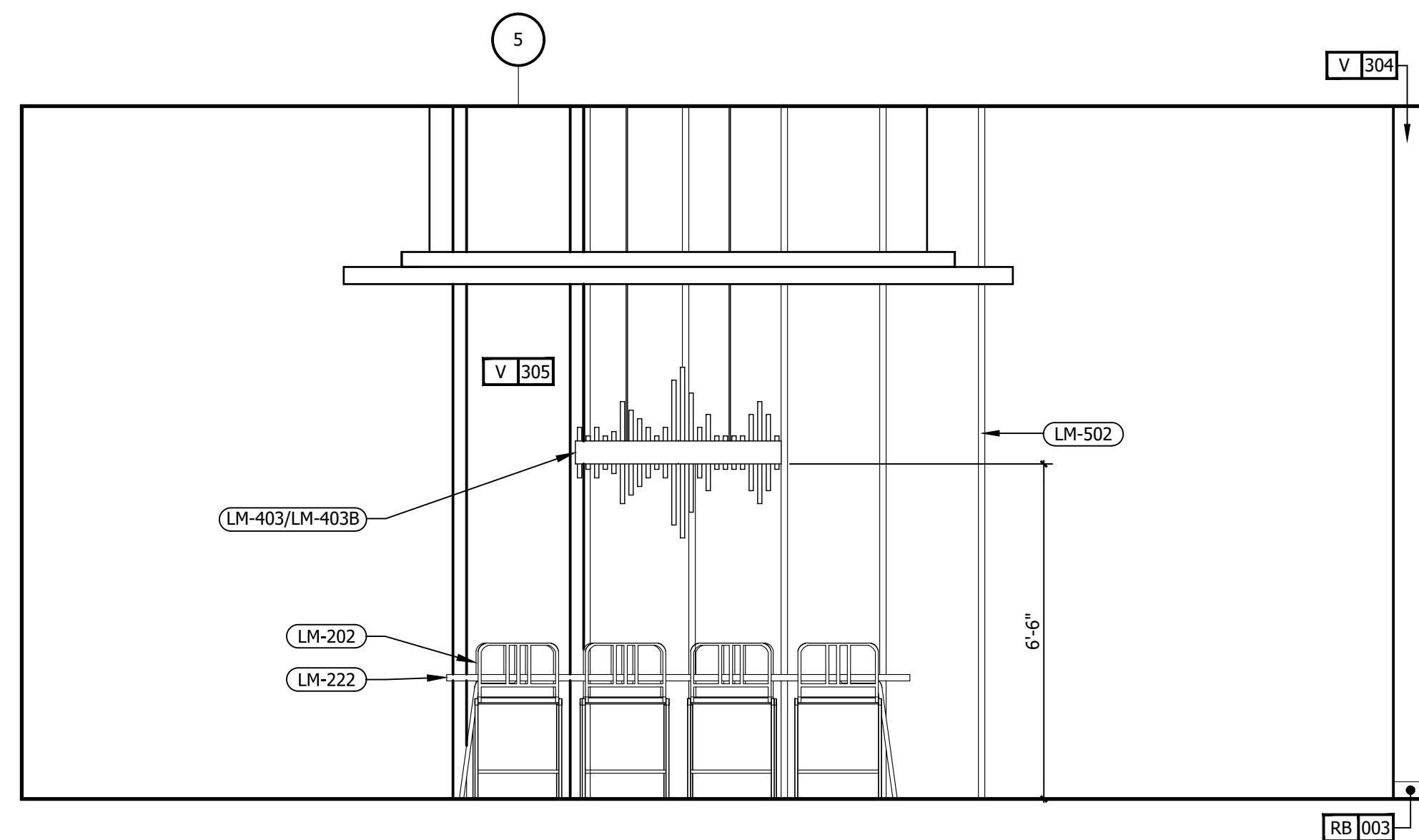
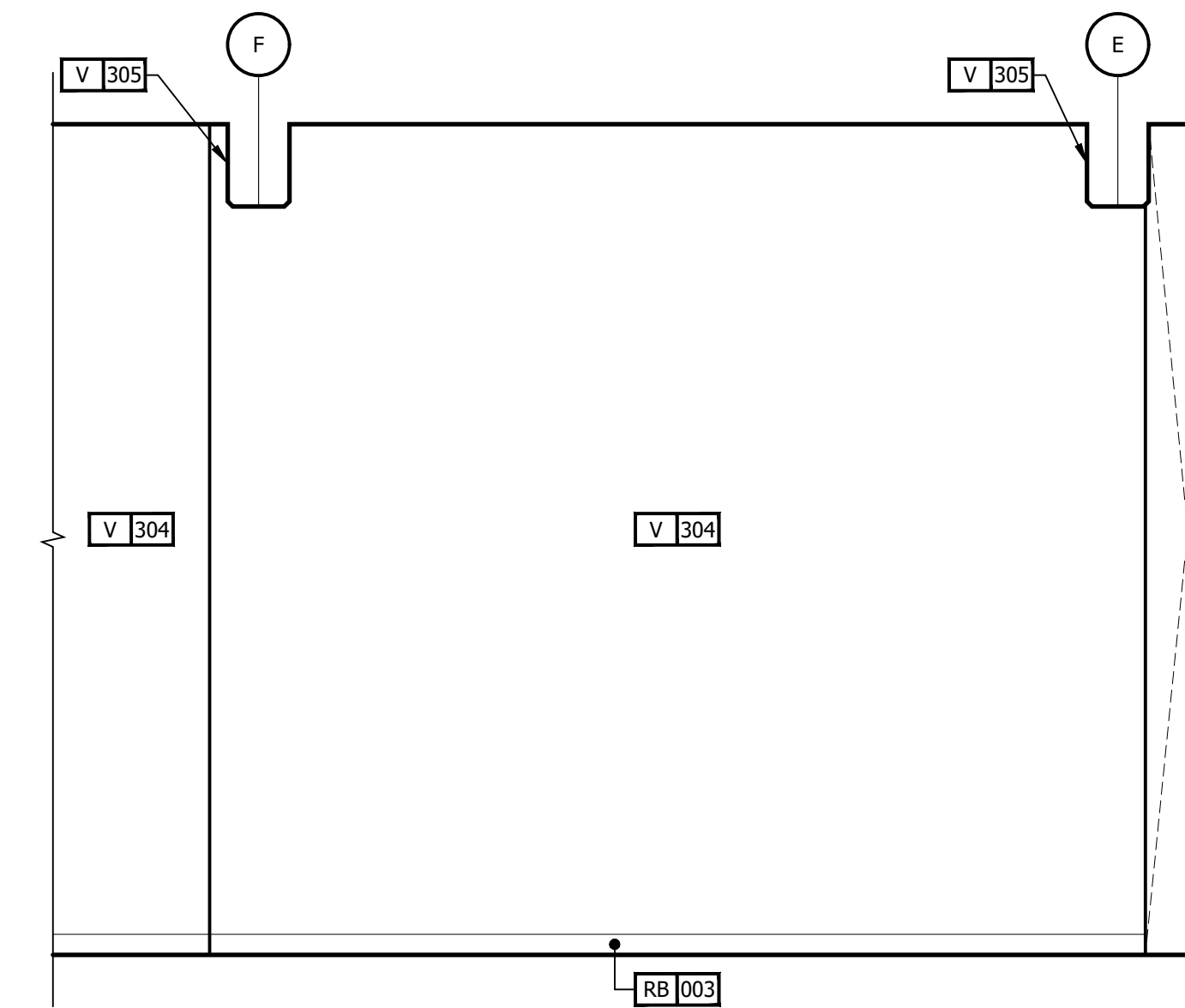
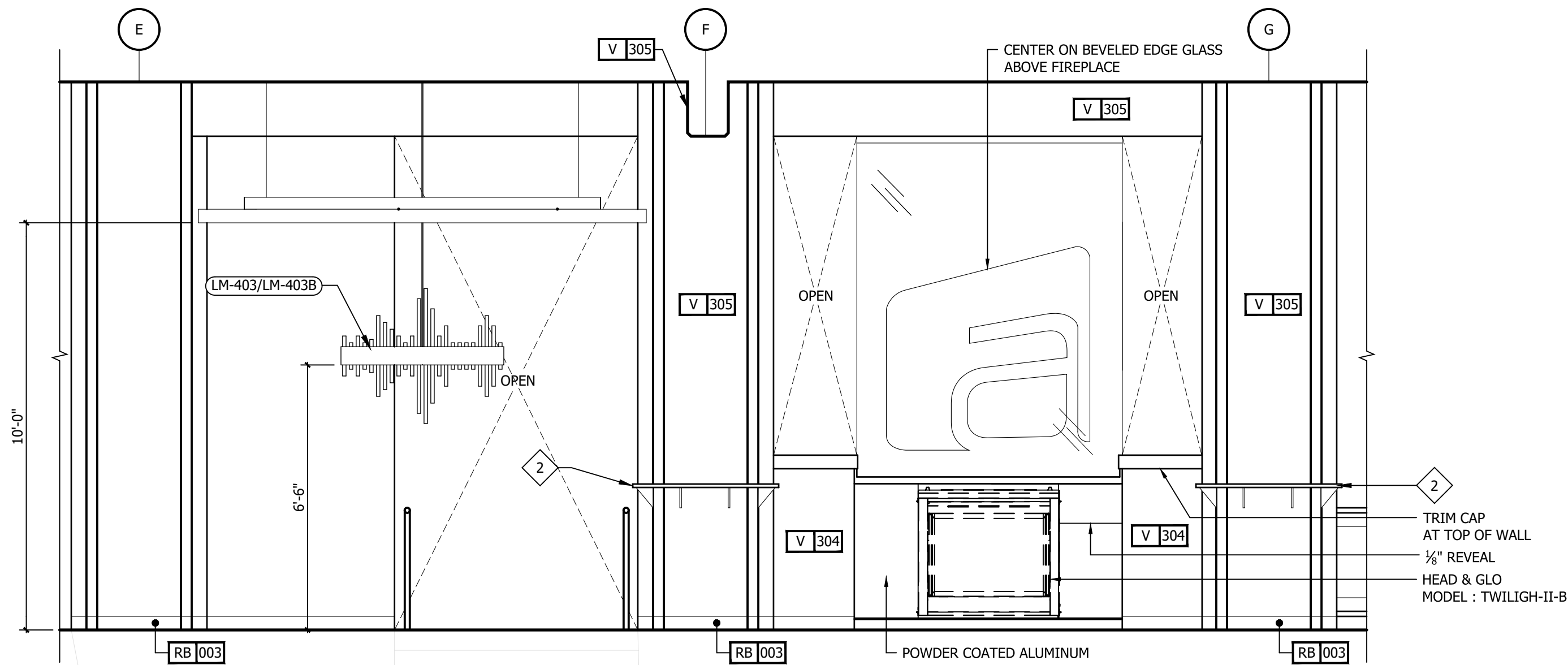
**ALOFT
MEMPHIS
DOWNTOWN**

63 NORTH B.B. KING BLVD.
MEMPHIS, TENNESSEE 38103

PROJECT NO.: 16 006
DATE: 04-12-2019
DRAWN BY:
CHKD. BY: MWT

**1st FLOOR
ENLARGED PLANS
& ELEVATIONS**

SHEET ID 401.1




REFERENCE NOTES	
A.	REFER TO DESIGN STANDARDS "LOBBY AREAS" CHAPTER FOR MAIN REQUIREMENTS RELATED TO THIS SHEET.
B.	REFER TO THE 700 SERIES CRITERIA PLANS FOR ADDITIONAL INFORMATION.
C.	REFER TO ELECTRICAL SECTION OF BPM FOR SWITCH TYPE AND COVER.

GENERAL NOTES	
1.	G.C. TO PROVIDE BLOCKING AND / OR STRAPPING FOR ALL ITEMS ATTACHED TO WALLS OR MOUNTED TO CEILING. ARCHITECT OF RECORD TO REVIEW.

KEY NOTES	
1	COORDINATE ELEC. FIREPLACE W/ FRAMING AND GLAZING.
2	S.S. DRINK SHELF; @ 42" AFF.

CRITERIA NOTES	
CRITERIA NOTES ARE SHOWN CATEGORIZED BY DISCIPLINE AND COULD BE INTERPRETED TO APPLY TO MORE THAN ONE DISCIPLINE. FOR EFFICIENCY, NOTES ARE ONLY SHOWN UNDER ONE PREDOMINANT DISCIPLINE. CONSULTANTS SHOULD FAMILIARIZE THEMSELVES WITH ALL CRITERIA NOTES.	
ID0 INTERIOR DESIGN	
ID37	COORDINATE FURNITURE DESIGN AND DIMENSIONS WITH STRUCTURAL MEMBERS (COLUMNS, BEAMS, ETC) IN LOBBY.

NO.	DESCRIPTION	DATE	BY
-	ISSUED FOR DEMOLITION	06/09/17	MV
-	ISSUED FOR FRANCHISE	06/09/17	MV
-	ISSUED FOR BID (ID ONLY)	07/21/17	MV
-	ISSUED TO FRANCHISE	08/17/17	MV
-	ISSUED FOR PERMIT	08/04/17	MV
-	FOR FINAL APPROVAL	10/02/17	MV
-	ISSUED FOR PERMIT	11/28/17	MV
-	RE-ISSUED FOR PERMIT	03/07/18	AN
-	REV. DETAILS ON A700.2	06/04/18	AVK
-	RE-90% FRANCHISE COMMENTS	06/04/18	AVK



ARCHITECTURE
URBAN PLANNING
INTERIORS
HOTELS/ HOUSING/ MIXED USE
1800.630.3750
CA-SERVICES
ca@mwtusa.com / 1800.717.5816



WARNING
IT IS A VIOLATION OF THE LAW FOR ANY PERSON, UNLESS ACTING UNDER THE DIRECTION OF THE ARCHITECT, TO ALTER OR REPRODUCE THESE DRAWINGS IN ANY WAY.

**ALOFT
MEMPHIS
DOWNTOWN**

63 NORTH B.B. KING BLVD.
MEMPHIS, TENNESSEE 38103

PROJECT NO.: 16 006
DATE: 04-12-2019
DRAWN BY:
CHKD. BY: MWT

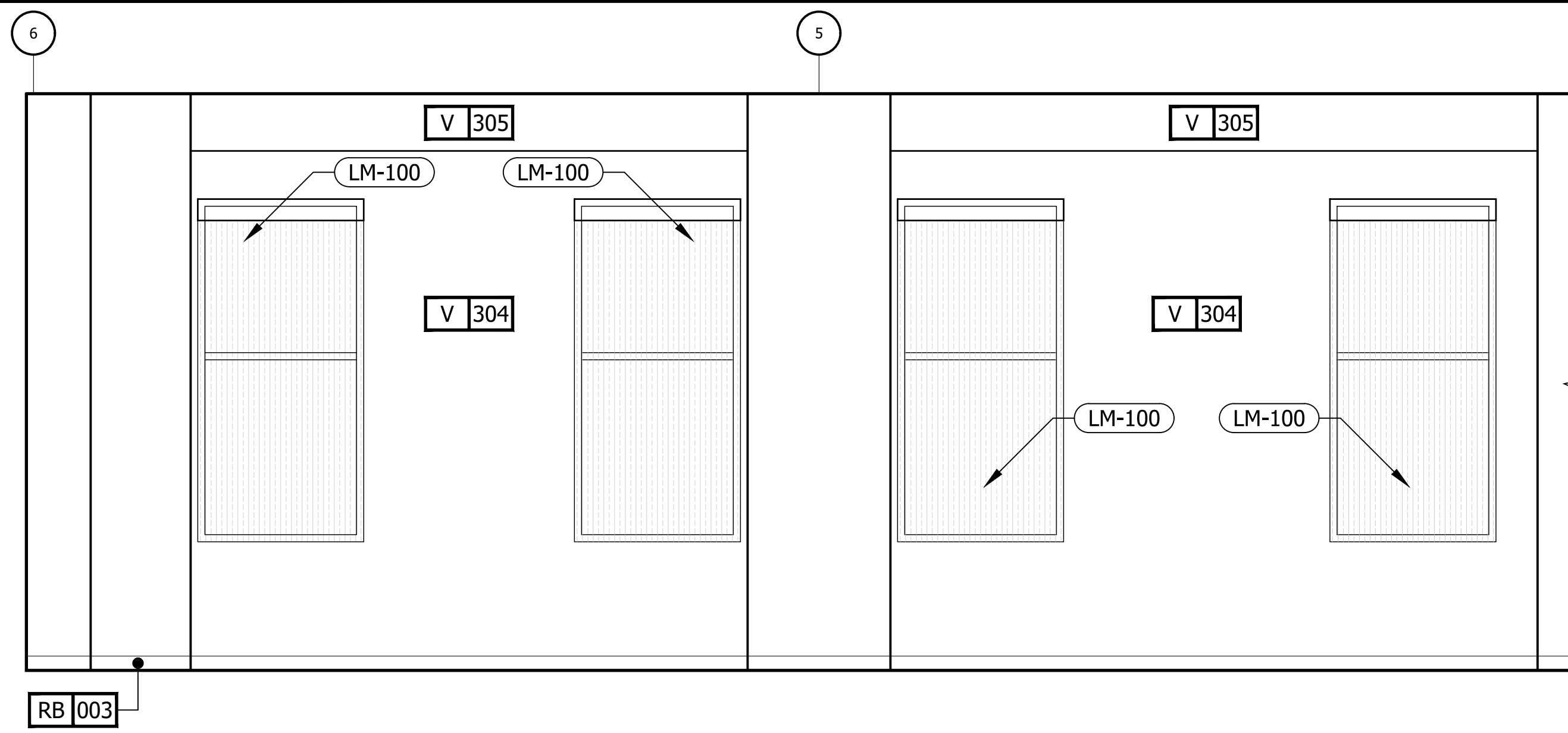
**1st FLOOR
INTERIOR
ELEVATIONS**

SHEET ID 401.2

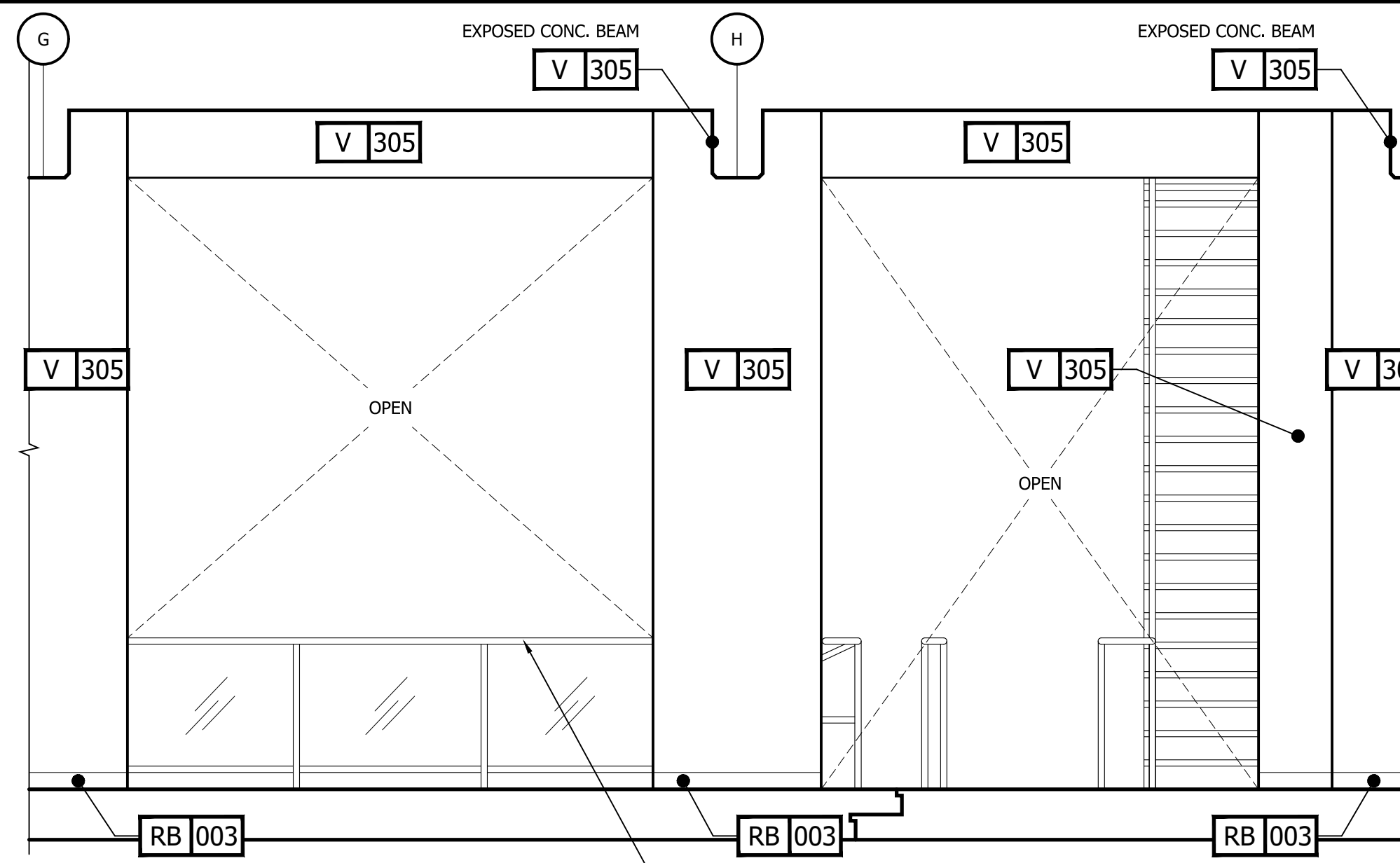
IMPORTANT NOTICE TO ALL CONTRACTORS AND OR SUBCONTRACTORS: (COMPLETE BUILDING SYSTEMS AND OR INSTALLATIONS)

IF AWARDED A CONTRACT FOR ANY PORTION OF WORK NEEDED TO COMPLETE THIS PROJECT YOU ARE AGREEING TO THE FOLLOWING TERMS:

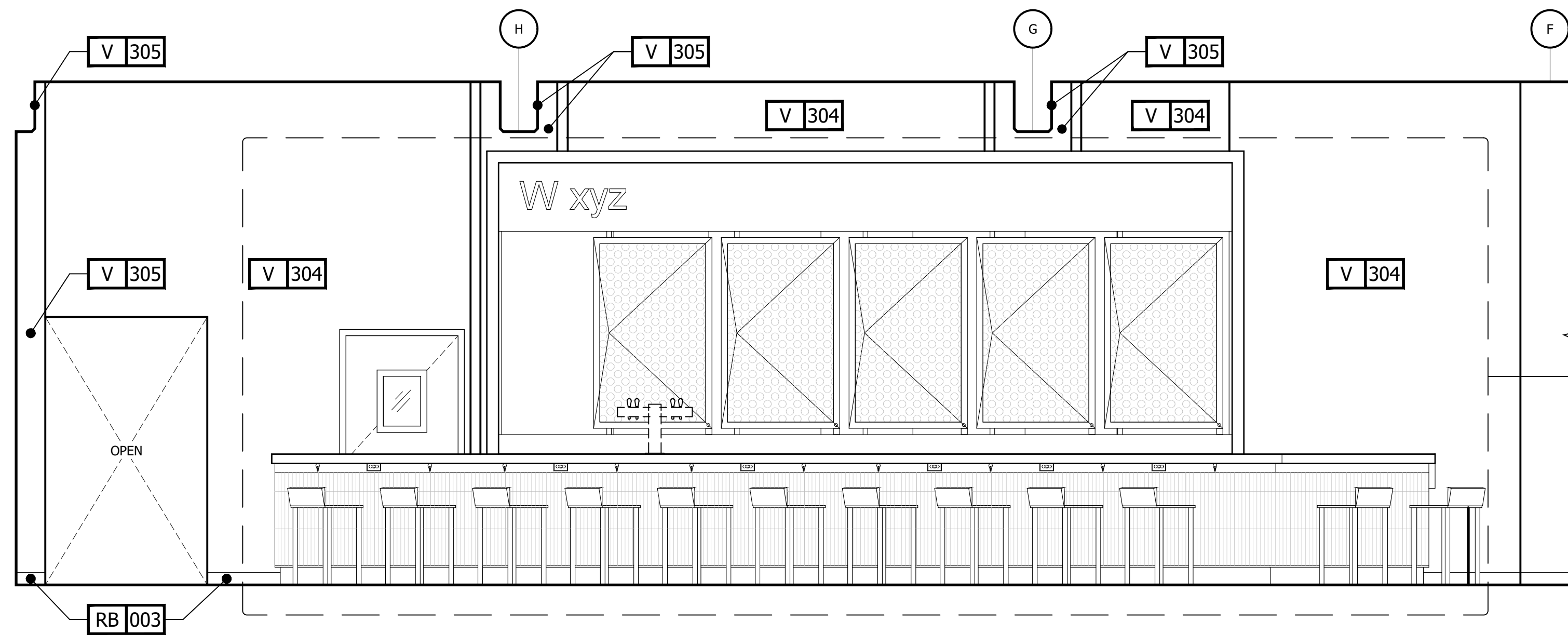
- YOU ARE A QUALIFIED CONTRACTOR AND OR SUBCONTRACTOR SPECIFICALLY IN PROVIDING A COMPLETE TURNKEY SERVICE IN YOUR TRADE OR PROFESSION FOR THE TYPE OF WORK AND SCOPE FOR THIS PROJECT.
- YOU AGREE TO PROVIDE A COMPLETE DESIGN BUILD SOLUTION BASED ON THE ARCHITECT'S INTENDED DESIGN FOR THIS PROJECT.
- YOUR BID INCLUDED ALL THE STEPS, PROCESSES, MATERIALS, PRODUCTS, GOVERNING PERMITS AND APPROVALS NECESSARY TO PROVIDE A COMPLETED AND WARRANTED SYSTEM OR INSTALLATION THAT DOES NOT REQUIRE ANOTHER CONTRACTOR OR PRODUCT TO COMPLETE YOUR SCOPE OF WORK.
- YOUR BID MUST HAVE INCLUDED ANY DESIGN INFORMATION REFERENCED WITHIN ANY CIVIL, ARCHITECTURAL, STRUCTURAL, MECHANICAL, ELECTRICAL AND OR PLUMBING DRAWINGS. ALSO NOTE THESE DRAWINGS ARE SCHEMATIC AND ARE INTENDED TO SHOW ONLY BASIC CONCEPTS AND GENERAL INFORMATION THE COMPLETION OF YOUR WORK MAY INCLUDE OTHER STEPS, PROCESSES, MATERIALS, PRODUCTS, LABOR, GOVERNING PERMITS AND OR APPROVALS NECESSARY TO PROVIDE A COMPLETE SYSTEM INSTALLATION WHETHER SUGGESTED ON THE DRAWINGS OR NOT.
- AS AN EXAMPLE: ITEMS AND OR TASKS LIKE: FIRE CALLS, DRAFT STOPPS, FASTENERS, ANCHORS, EMBEDMENTS, DUMPSTERS, DEBRIS CLEAN UP, ETC. ARE YOUR RESPONSIBILITY. ANY WORK NOT COMPLETED IN A TIMELY MANNER, OR INCOMPLETE WORK WILL BE BILLED BACK TO THE CONTRACTOR AND OR SUBCONTRACTOR, AT THE OWNERS' DISCRETION.



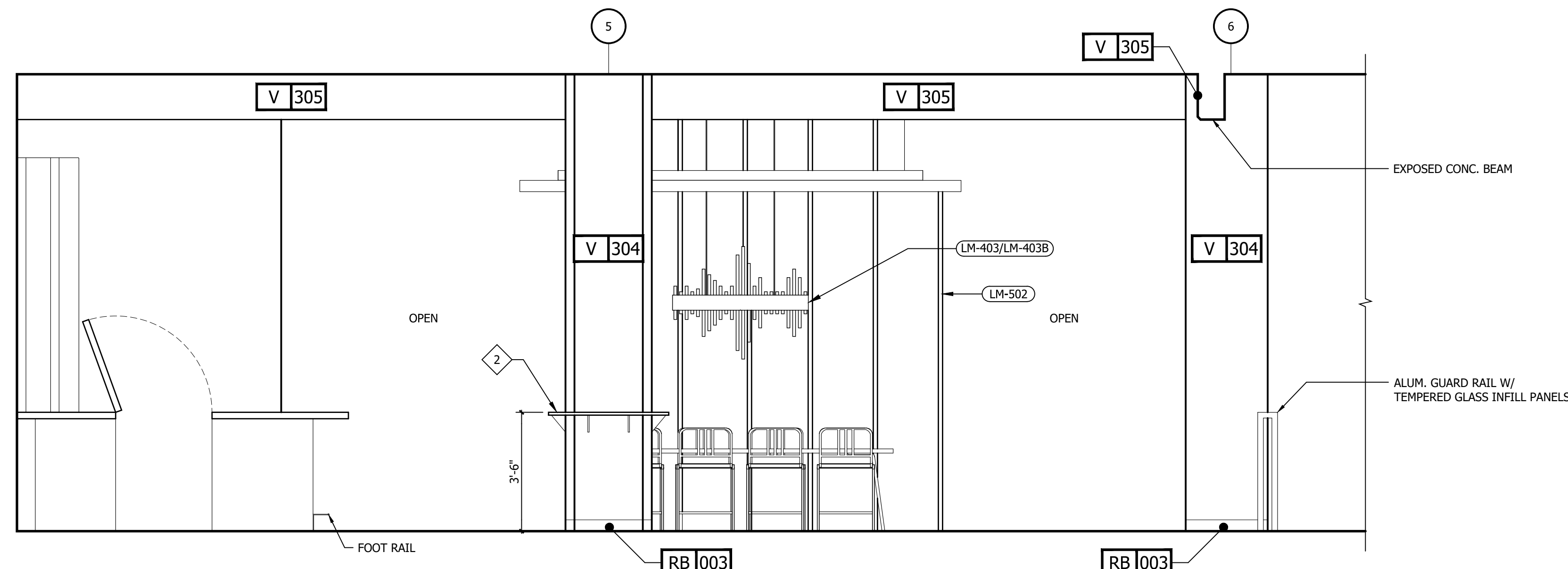
5 INTERIOR ELEVATIONS - WXYZ BAR
3/8" = 1'-0"



4 INTERIOR ELEVATIONS - WXYZ BAR
3/8" = 1'-0"

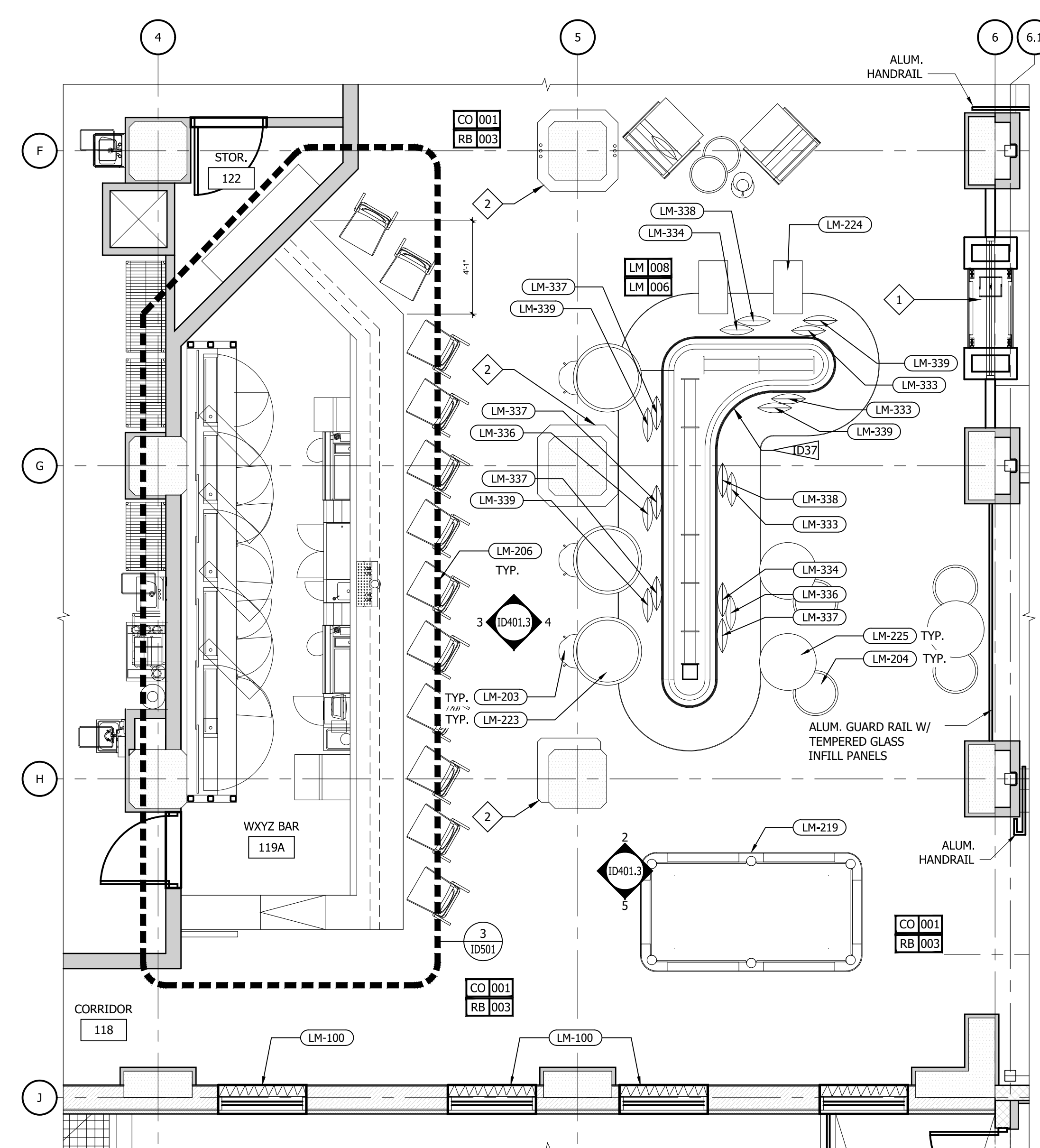


3 INTERIOR ELEVATIONS - WXYZ BAR
3/8" = 1'-0"



A INTERIOR ELEVATIONS - WXYZ BAR
3/8" = 1'-0"

2 INTERIOR ELEVATIONS - WXYZ BAR
3/8" = 1'-0"



1 ENLARGED FIRST FLOOR PLAN - WXYZ BAR
1/4" = 1'-0"

REFERENCE NOTES	
A.	REFER TO DESIGN STANDARDS "LOBBY AREAS" CHAPTER FOR MAIN REQUIREMENTS RELATED TO THIS SHEET.
B.	REFER TO THE 700 SERIES CRITERIA PLANS FOR ADDITIONAL INFORMATION.
C.	REFER TO ELECTRICAL SECTION OF BPM FOR SWITCH TYPE AND COVER.

GENERAL NOTES	
1.	G.C. TO PROVIDE BLOCKING AND / OR STRAPPING FOR ALL ITEMS ATTACHED TO WALLS OR MOUNTED TO CEILING. ARCHITECT OF RECORD TO REVIEW.

KEY NOTES	
1	COORDINATE ELEC. FIREPLACE W/ FRAMING AND GLAZING.
2	S.S. DRINK SHELF; @ 42" AFF.


CRITERIA NOTES	
CRITERIA NOTES ARE SHOWN CATEGORIZED BY DISCIPLINE AND COULD BE INTERPRETED TO APPLY TO MORE THAN ONE DISCIPLINE. FOR EFFICIENCY, NOTES ARE ONLY SHOWN UNDER ONE PREDOMINANT DISCIPLINE. CONSULTANTS SHOULD FAMILIARIZE THEMSELVES WITH ALL CRITERIA NOTES.	

IMPORTANT NOTICE TO ALL CONTRACTORS AND OR SUBCONTRACTORS: (COMPLETE BUILDING SYSTEMS AND OR INSTALLATIONS)

IF AWARDED A CONTRACT FOR A PORTION OF WORK NEEDED TO COMPLETE THIS PROJECT YOU ARE AGREEING TO THE FOLLOWING TERMS:

- YOU ARE A QUALIFIED CONTRACTOR AND OR SUBCONTRACTOR SPECIFICALLY IN PROVIDING A COMPLETE TURNKEY SERVICE IN YOUR TRADE OR PROFESSION FOR THE TYPE OF WORK AND SCOPE FOR THIS PROJECT.
- YOU AGREE TO PROVIDE A COMPLETE DESIGN-BUILD SOLUTION BASED ON THE ARCHITECT'S INTENDED DESIGN FOR THIS PROJECT.
- YOUR BID INCLUDED ALL THE STEPS, PROCESSES, MATERIALS, PRODUCTS, GOVERNING PERMITS AND APPROVALS NECESSARY TO PROVIDE A COMPLETED AND WARRANTED SYSTEM OR INSTALLATION THAT DOES NOT REQUIRE ANOTHER CONTRACTOR OR PRODUCT TO COMPLETE YOUR SCOPE OF WORK.
- YOUR BID MUST HAVE INCLUDED ANY DESIGN INFORMATION REFERENCED WITHIN ANY CIVIL, ARCHITECTURAL, STRUCTURAL, MECHANICAL, ELECTRICAL AND OR PLUMBING DRAWINGS. ALSO NOTE THESE DRAWINGS ARE SCHEMATIC AND ARE INTENDED TO SHOW ONLY BASIC CONCEPTS AND GENERAL INFORMATION. THE COMPLETION OF YOUR WORK MAY INCLUDE OTHER STEPS, PROCESSES, MATERIALS, PRODUCTS, LABOR, GOVERNING PERMITS AND OR APPROVALS NECESSARY TO PROVIDE A COMPLETE SYSTEM INSTALLATION WHETHER SUGGESTED ON THE DRAWINGS OR NOT.
- AS AN EXAMPLE: ITEMS AND OR TASKS LIKE: FIRE CALLS, DRAFT STOPS, FASTENERS, ANCHORS, EMBEDMENTS, DUMPSTERS, DEBRIS CLEAN UP, ETC. ARE YOUR RESPONSIBILITY. ANY WORK NOT COMPLETED IN A TIMELY MANNER, OR INCOMPLETE WORK WILL BE BILLED BACK TO THE CONTRACTOR AND OR SUBCONTRACTOR, AT THE OWNERS' DISCRETION.

NO.	DESCRIPTION	DATE	BY
-	ISSUED FOR DEMOLITION	06/09/17	MV
-	ISSUED TO FRANCHISE	06/09/17	MV
-	ISSUED FOR BID (ID ONLY)	07/21/17	MV
-	ISSUED TO FRANCHISE	08/17/17	MV
-	ISSUED FOR PERMIT	08/04/17	MV
-	FOR FINAL APPROVAL	10/02/17	MV
-	ISSUED FOR PERMIT	11/28/17	MV
-	RE-ISSUED FOR PERMIT	03/07/18	AN
-	REV. DETAILS ON A700.2	06/04/18	AVK
-	RE-90% FRANCHISE COMMENTS	06/04/18	AVK



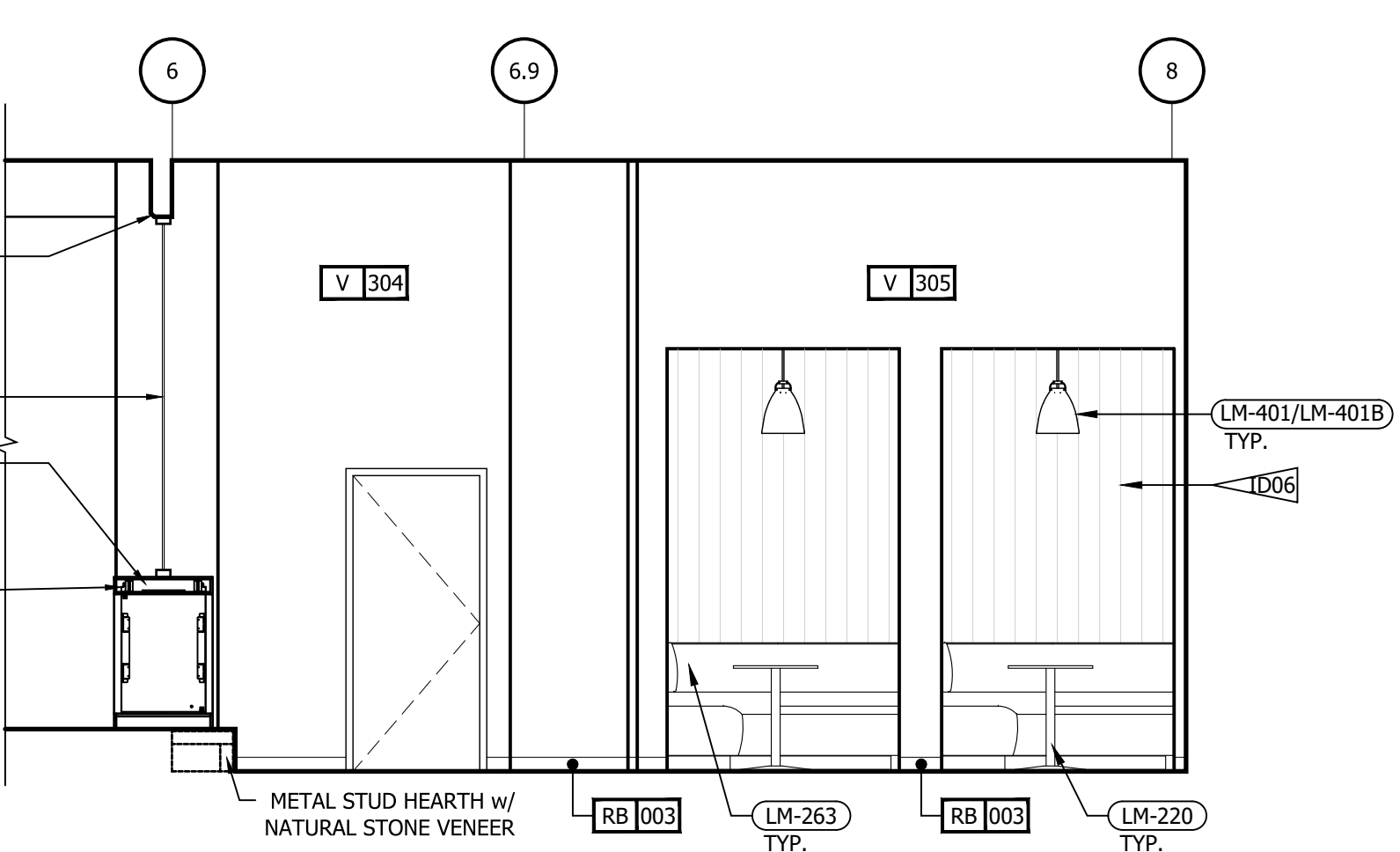
ARCHITECTURE
URBAN PLANNING
INTERIORS
HOTELS/ HOUSING/ MIXED USE
1800.630.3750
CA-SERVICES
ca@mwtusa.com / 1800.717.5816



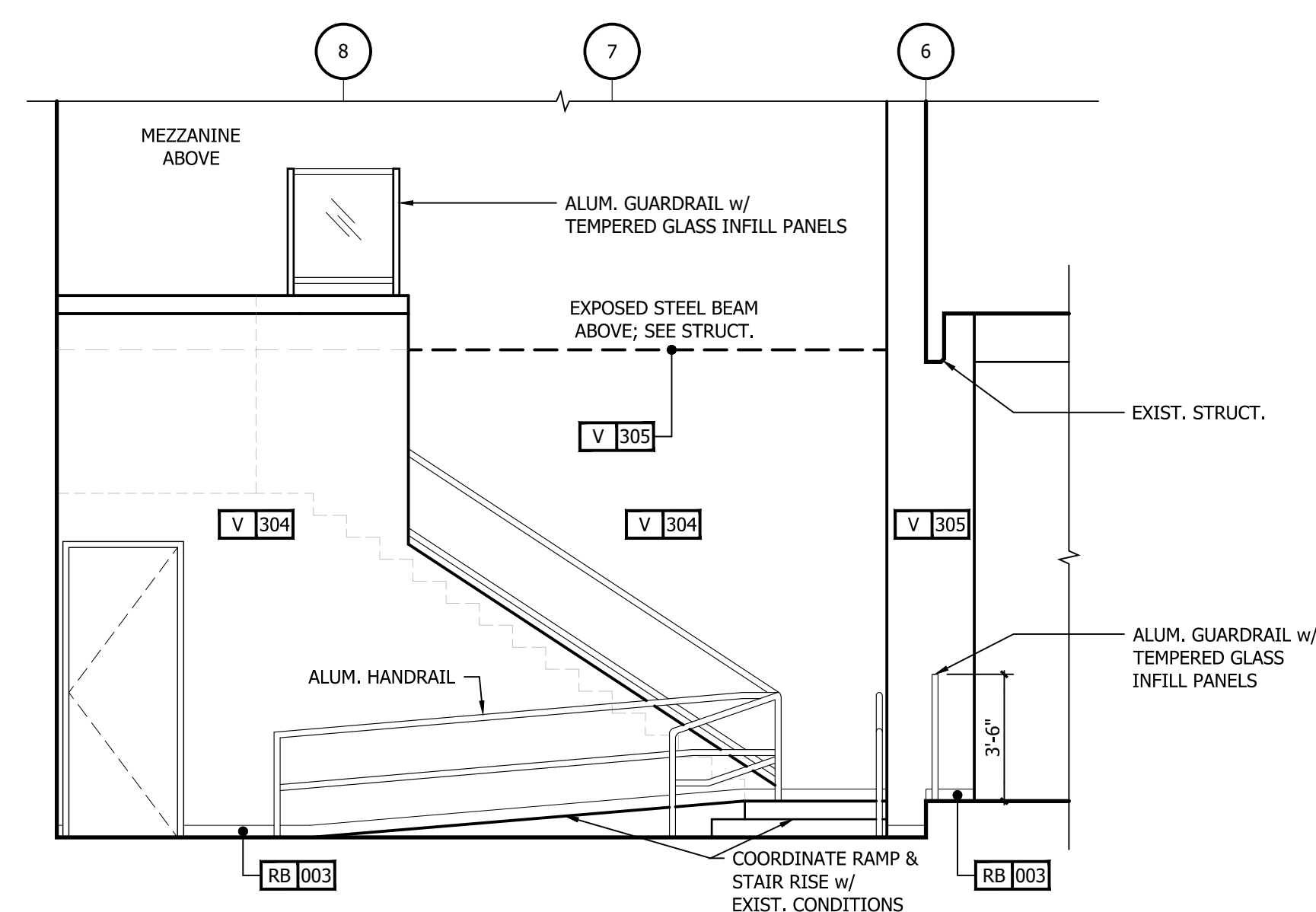
WARNING
IT IS A VIOLATION OF THE LAW FOR ANY PERSON, UNLESS ACTING UNDER THE DIRECTION OF THE ARCHITECT, TO ALTER OR REPRODUCE THESE DRAWINGS IN ANY WAY.

ALOFT
MEMPHIS
DOWNTOWN
63 NORTH B.B. KING BLVD.
MEMPHIS, TENNESSEE 38103

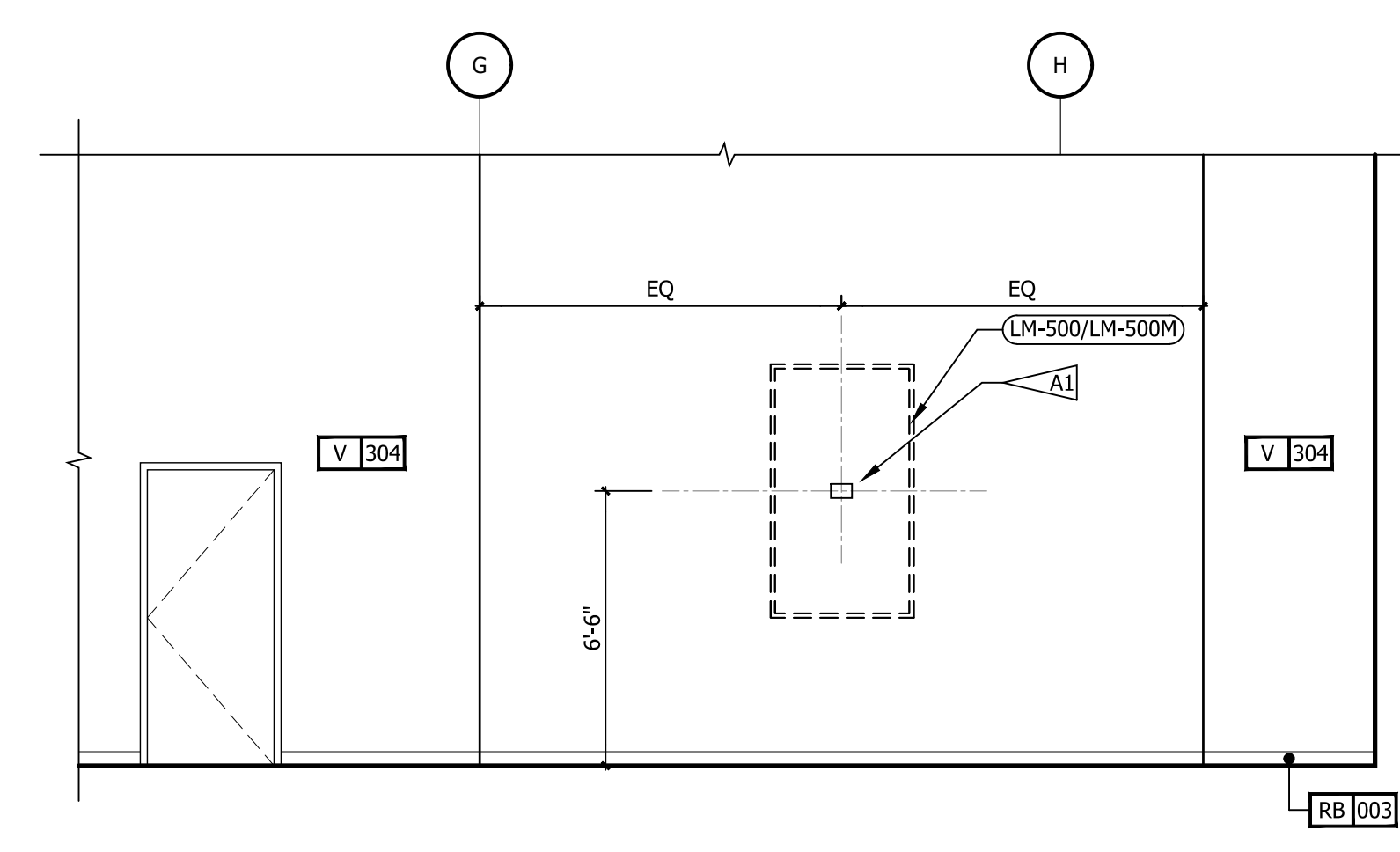
PROJECT NO.: 16 006
DATE: 04-12-2019
DRAWN BY:
CHKD. BY: MWT
1st FLOOR
INTERIOR
ELEVATIONS
SHEET ID 401.3



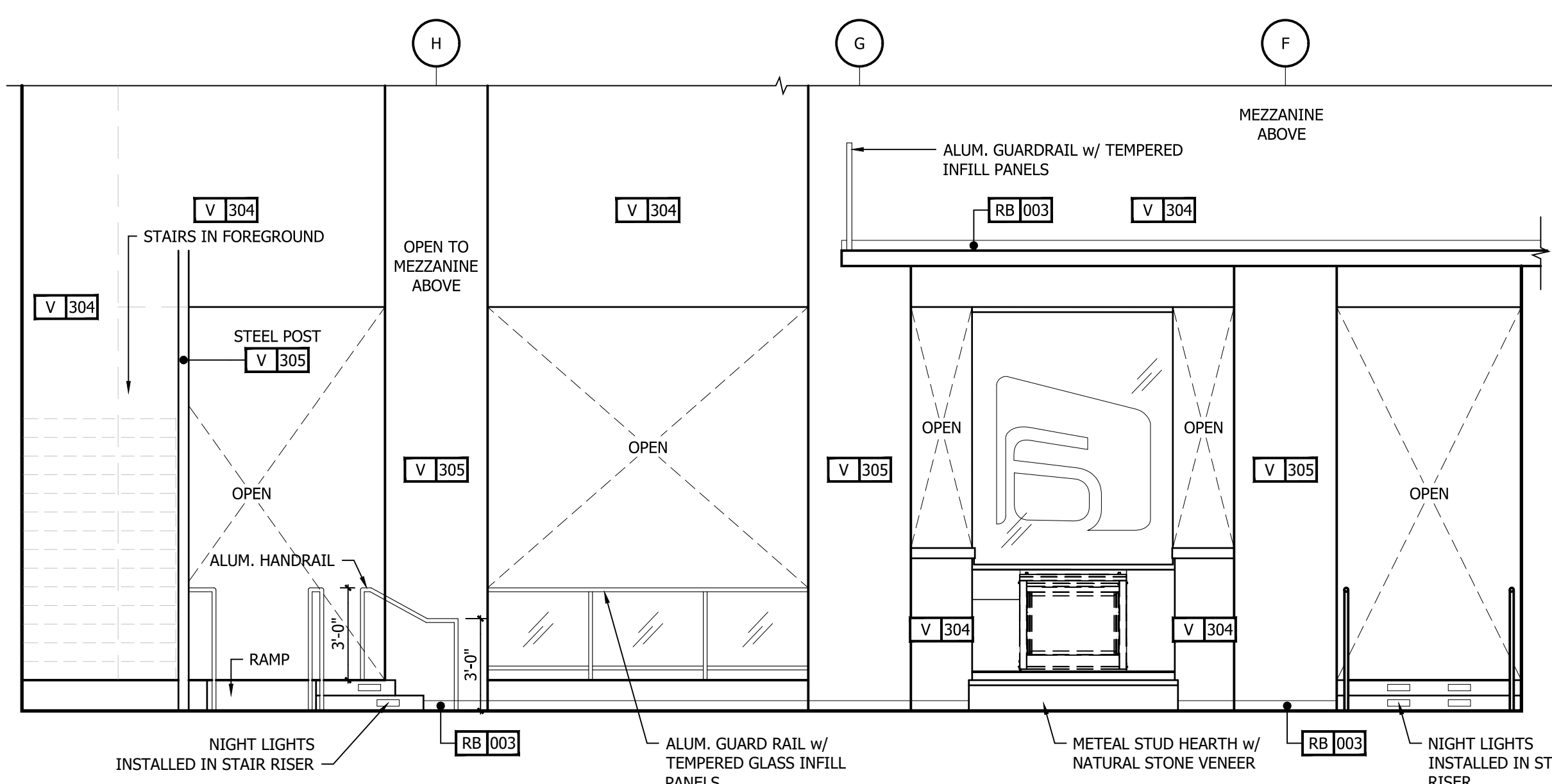
5 INTERIOR ELEVATIONS - WXYZ LOUNGE
1/4" = 1'-0"



4 INTERIOR ELEVATIONS - WXYZ LOUNGE
1/4" = 1'-0"

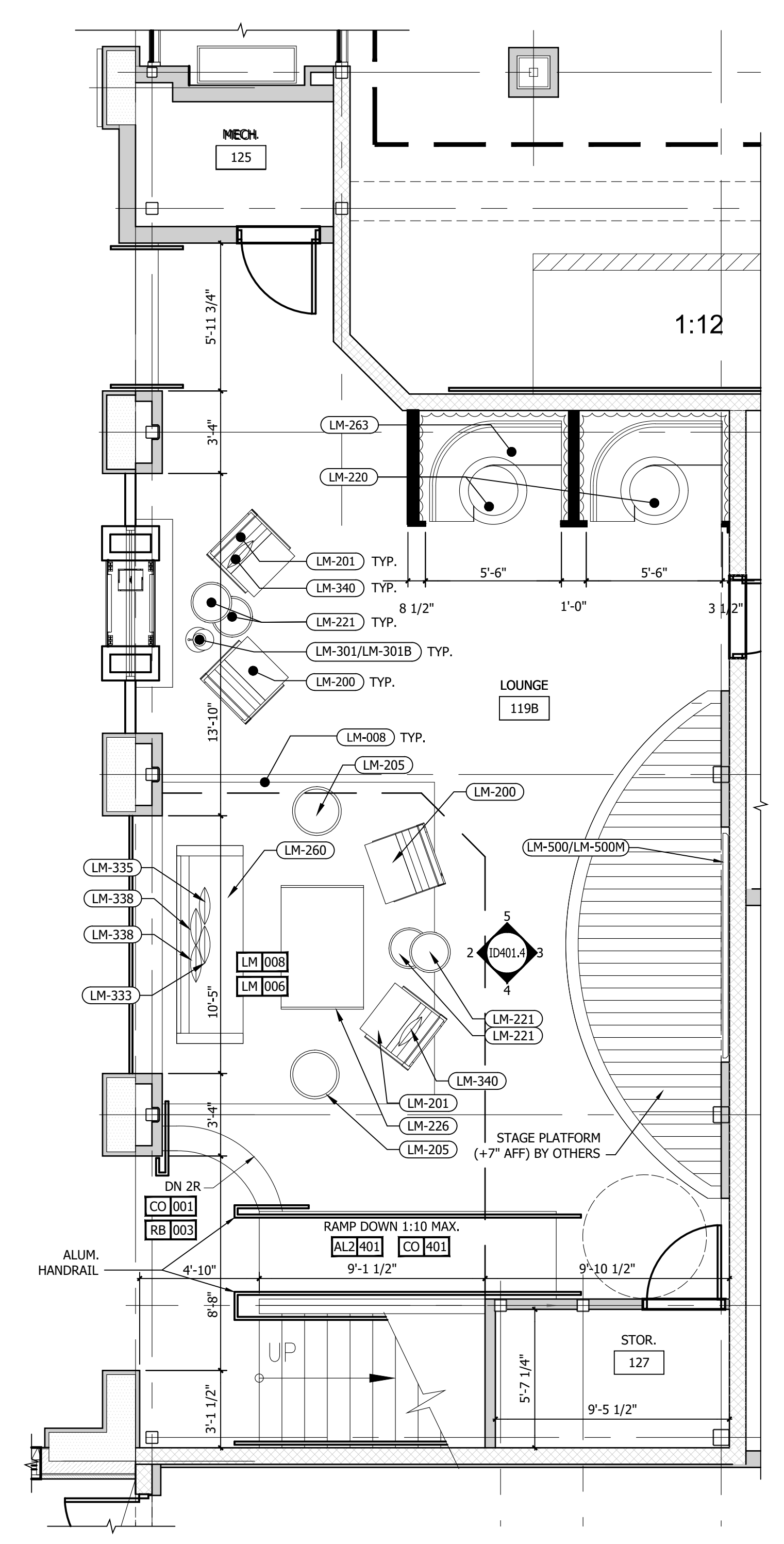


3 INTERIOR ELEVATIONS - WXYZ LOUNGE
1/4" = 1'-0"



A INTERIOR ELEVATIONS - WXYZ LOUNGE
1/4" = 1'-0"

2 INTERIOR ELEVATIONS - STAGE LOUNGE
1/4" = 1'-0"



1 ENLARGED FIRST FLOOR PLAN - STAGE LOUNGE
1/4" = 1'-0"

REFERENCE NOTES	
1.	REFER TO DESIGN STANDARDS "LOBBY AREAS" CHAPTER FOR MAIN REQUIREMENTS RELATED TO THIS SHEET.
2.	REFER TO THE 700 SERIES CRITERIA PLANS FOR ADDITIONAL INFORMATION.
3.	REFER TO ELECTRICAL SECTION OF BPM FOR SWITCH TYPE AND COVER.

GENERAL NOTES	
1.	ALL SWITCH AND RECEPTACLE DEVICES IN THE LOBBY SHALL BE SIMILAR TO "DECORA" STYLE, OR ACCEPTED SUBSTITUTION BY LISTED MANUFACTURERS. COLOR OF THE DEVICES AND COVER PLATES IS SPECIFIED UNDER THE COVER PLATE COLOR TABLE IN PROJECT MANUAL SECTION 26 27 26.
2.	COORDINATE PLACEMENT OF ELECTRICAL DEVICES, DIFFUSERS, ACCESS PANELS, SYSTEMS INTERFACE AND INTERIOR GRAPHICS SO AS NOT TO ENCROACH ON KEY FOCAL ELEMENTS.
3.	G.C. TO PROVIDE BLOCKING AND / OR STRAPPING FOR ALL ITEMS ATTACHED TO WALLS OR MOUNTED TO CEILING. ARCHITECT OF RECORD TO REVIEW.

CRITERIA NOTES	
CRITERIA NOTES ARE SHOWN CATEGORIZED BY DISCIPLINE AND COULD BE INTERPRETED TO APPLY TO MORE THAN ONE DISCIPLINE. FOR EFFICIENCY, NOTES ARE ONLY SHOWN UNDER ONE PREDOMINANT DISCIPLINE. CONSULTANTS SHOULD FAMILIARIZE THEMSELVES WITH ALL CRITERIA NOTES.	
A0	ARCHITECTURAL
A1	PROVIDE BLOCKING PER MANUFACTURER'S RECOMMENDATIONS.
ID0	INTERIOR DESIGN
ID6	BANQUETTE, WALLCOVERING, AND SURFACE SURROUNDING IS PROVIDED AS FF&E.

NO.	DESCRIPTION	DATE	BY
-	ISSUED FOR DEMOLITION	06/08/17	MV
-	ISSUED TO FRANCHISE	06/09/17	MV
-	ISSUED FOR BID (ID ONLY)	07/21/17	MV
-	ISSUED TO FRANCHISE	08/17/17	MV
-	ISSUED FOR PERMIT	08/04/17	MV
-	FOR FINAL APPROVAL	10/02/17	MV
-	ISSUED FOR PERMIT	11/28/17	MV
-	RE-ISSUED FOR PERMIT	03/07/18	AN
-	REV. DETAILS ON A700.2	06/04/18	AVK
-	RE-90% FRANCHISE COMMENTS	06/04/18	AVK



ARCHITECTURE
URBAN PLANNING
INTERIORS
HOTELS/ HOUSING/ MIXED USE
1800.630.3750
CA-SERVICES
ca@mwtusa.com / 1800.717.5816



WARNING
IT IS A VIOLATION OF THE LAW FOR ANY PERSON, UNLESS ACTING UNDER THE DIRECTION OF THE ARCHITECT, TO ALTER OR REPRODUCE THESE DRAWINGS IN ANY WAY.

ALOFT
MEMPHIS
DOWNTOWN

63 NORTH B.B. KING BLVD.
MEMPHIS, TENNESSEE 38103

PROJECT NO.: 16 006
DATE: 04-12-2019
DRAWN BY:
CHKD. BY: MWT

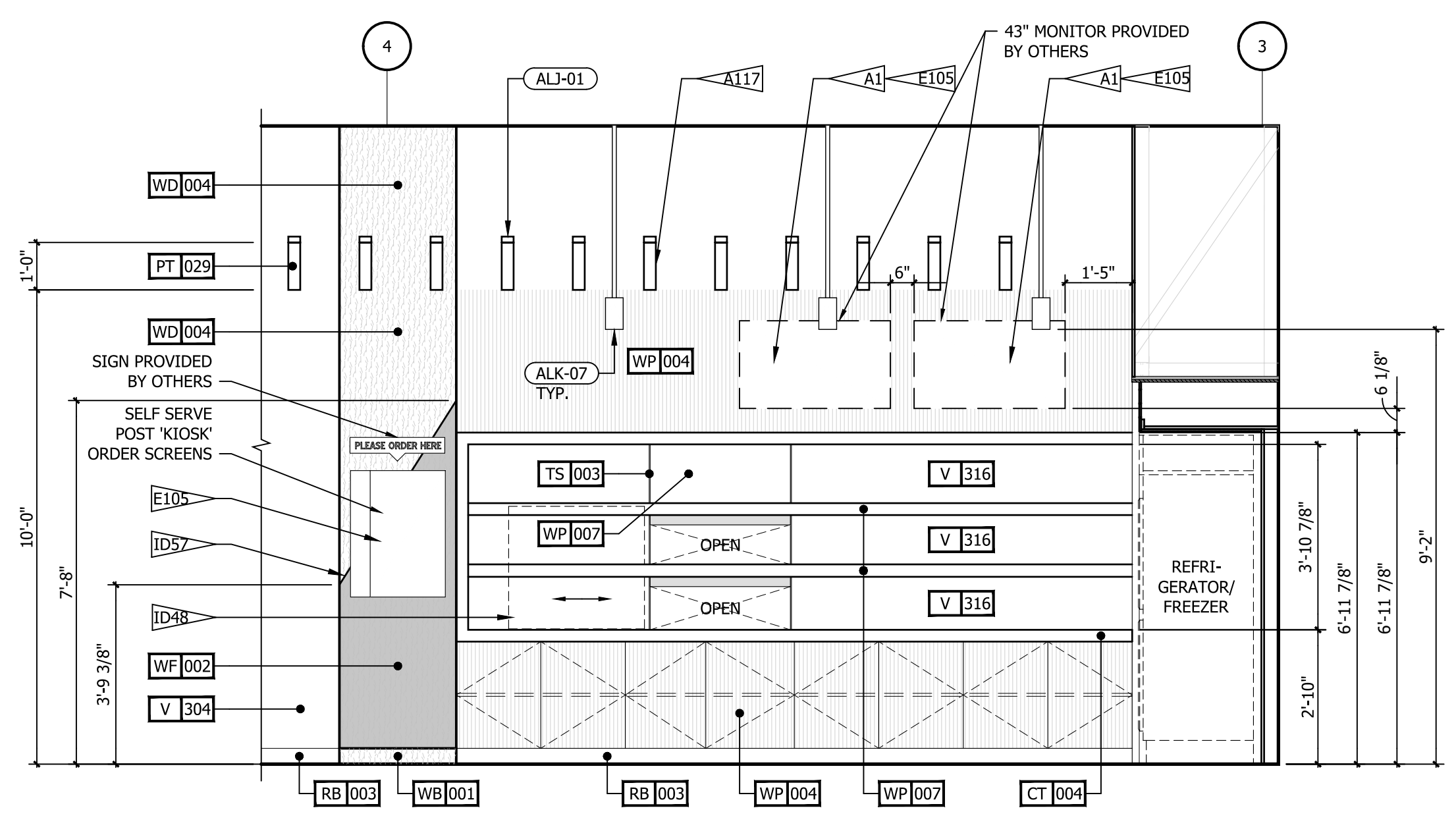
1st FLOOR
INTERIOR
ELEVATIONS
SHEET ID 401.4

IMPORTANT NOTICE TO ALL CONTRACTORS AND OR SUBCONTRACTORS: (COMPLETE BUILDING SYSTEMS AND OR INSTALLATIONS)

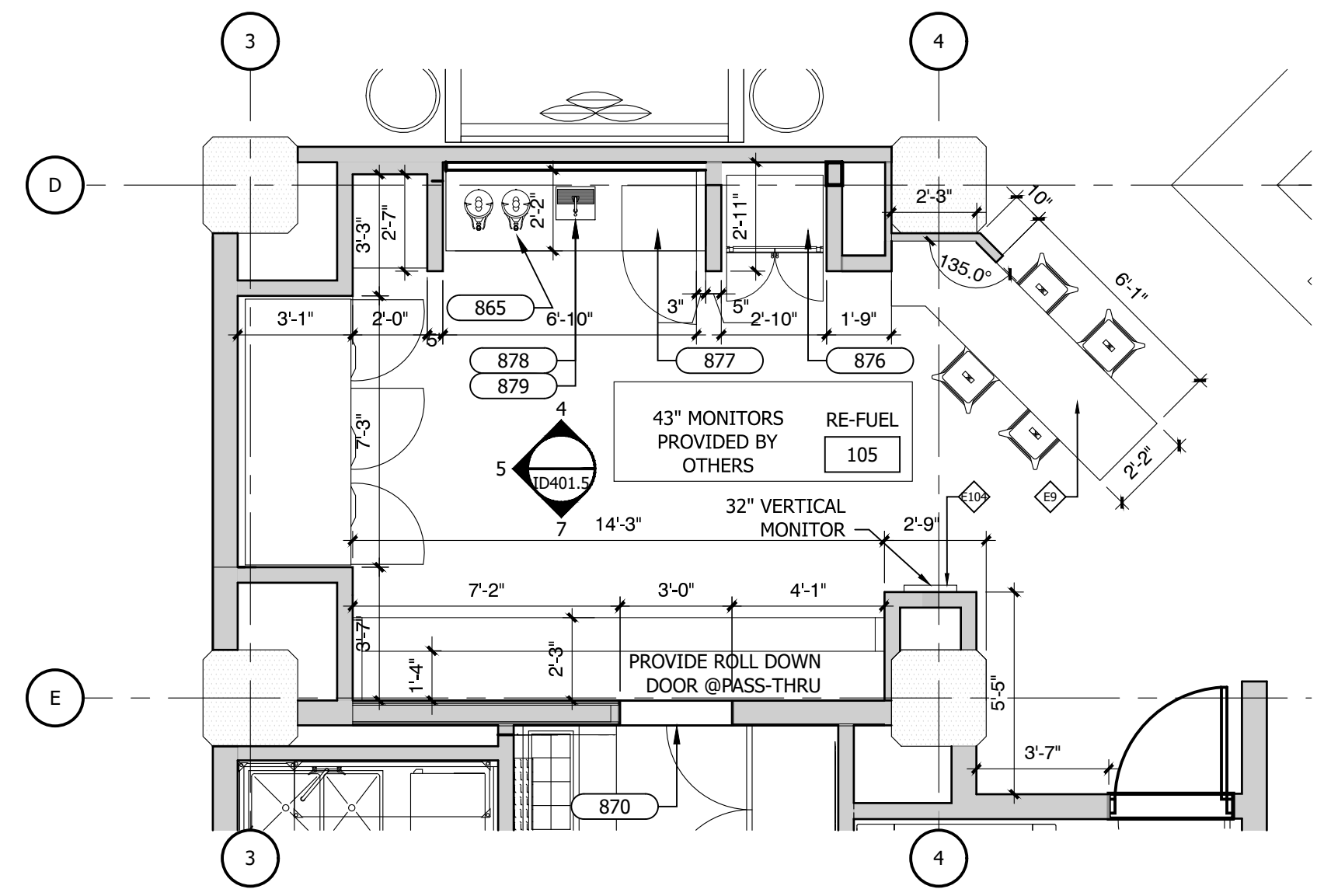
IF AWARDED A CONTRACT FOR ANY PORTION OF WORK NEEDED TO COMPLETE THIS PROJECT YOU ARE AGREEING TO THE FOLLOWING TERMS:

1. YOU ARE A QUALIFIED CONTRACTOR AND OR SUBCONTRACTOR SPECIFICALLY IN PROVIDING A COMPLETE TURNKEY SERVICE IN YOUR TRADE OR PROFESSION FOR THE TYPE OF WORK AND SCOPE FOR THIS PROJECT.
2. YOU AGREE TO PROVIDE A COMPLETE DESIGN-BUILD SOLUTION BASED ON THE ARCHITECT'S INTENDED DESIGN FOR THIS PROJECT.
3. YOUR BID INCLUDED ALL THE STEPS, PROCESSES, MATERIALS, PRODUCTS, GOVERNING PERMITS AND APPROVALS NECESSARY TO PROVIDE A COMPLETED AND WARRANTED SYSTEM OR INSTALLATION THAT DOES NOT REQUIRE ANOTHER CONTRACTOR OR PRODUCT TO COMPLETE YOUR SCOPE OF WORK.
4. YOUR BID MUST HAVE INCLUDED ANY DESIGN INFORMATION REFERENCED WITHIN ANY CIVIL, ARCHITECTURAL, STRUCTURAL, MECHANICAL, ELECTRICAL AND OR PLUMBING DRAWINGS. ALSO NOTE THESE DRAWINGS ARE SCHEMATIC AND ARE INTENDED TO SHOW ONLY BASIC CONCEPTS AND GENERAL INFORMATION. THE COMPLETION OF YOUR WORK MAY INCLUDE OTHER STEPS, PROCESSES, MATERIALS, PRODUCTS, LABOR, GOVERNING PERMITS AND OR APPROVALS NECESSARY TO PROVIDE A COMPLETE SYSTEM INSTALLATION WHETHER SUGGESTED ON THE DRAWINGS OR NOT.
5. AS AN EXAMPLE: ITEMS AND OR TASKS LIKE: FIRE CALLS, DRAFT STOPS, FASTENERS, ANCHORS, EMBEDMENTS, DUMPSTERS, DEBRIS CLEAN UP, ETC. ARE YOUR RESPONSIBILITY. ANY WORK NOT COMPLETED IN A TIMELY MANNER, OR INCOMPLETE WORK WILL BE BILLED BACK TO THE CONTRACTOR AND OR SUBCONTRACTOR, AT THE OWNERS' DISCRETION.

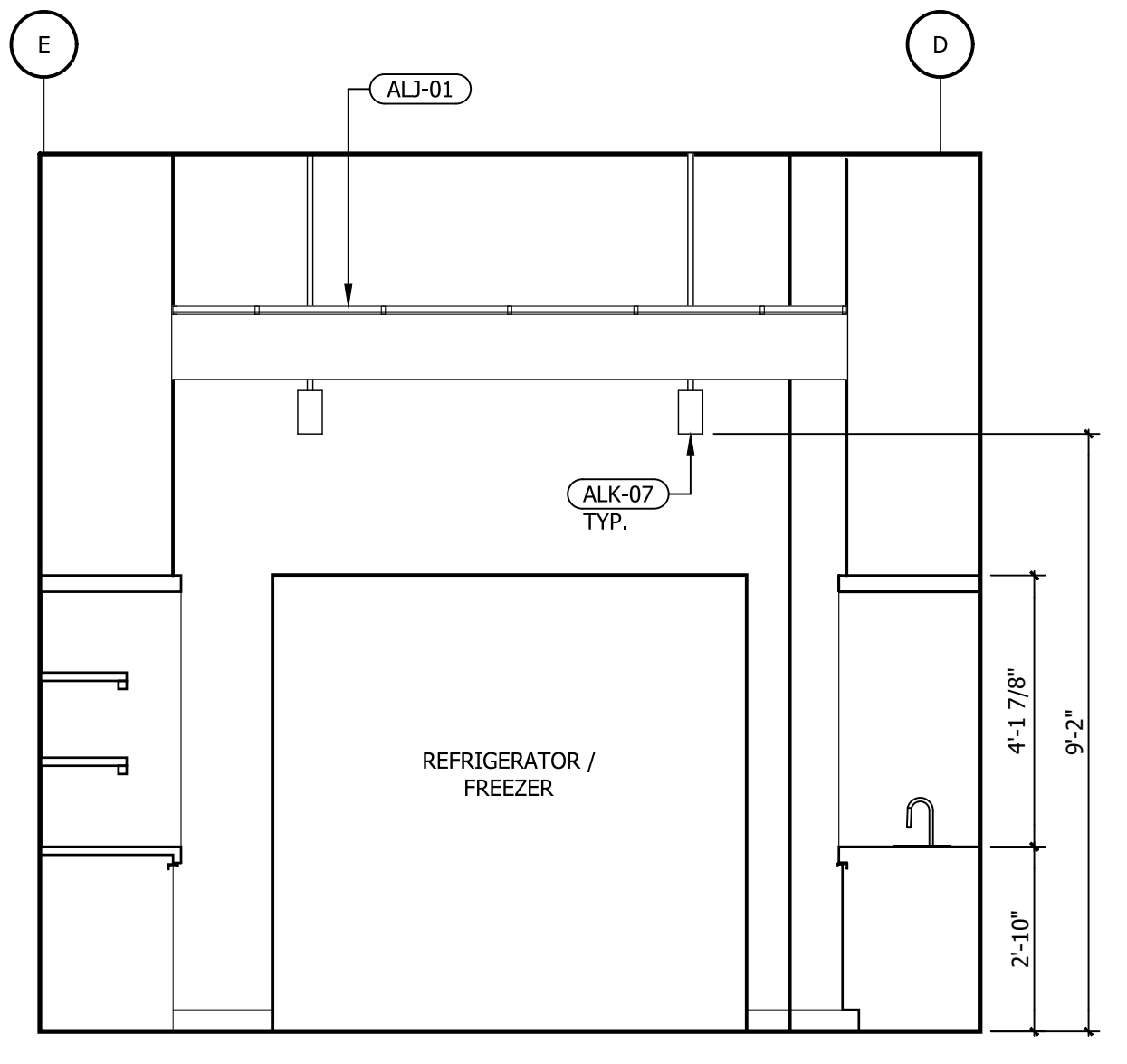
NO.	DESCRIPTION	DATE	BY
-	ISSUED FOR DEMOLITION	06/09/17	MV
-	ISSUED TO FRANCHISE	06/09/17	MV
-	ISSUED FOR BID (ID ONLY)	07/21/17	MV
-	ISSUED TO FRANCHISE	08/17/17	MV
-	ISSUED FOR PERMIT	08/04/17	MV
-	FOR FINAL APPROVAL	10/02/17	MV
-	ISSUED FOR PERMIT	11/28/17	MV
-	RE-ISSUED FOR PERMIT	03/07/18	AN
-	REV. DETAILS ON A700.2	06/04/18	AVK
-	RE-90% FRANCHISE COMMENTS		
		06/04/18	AVK



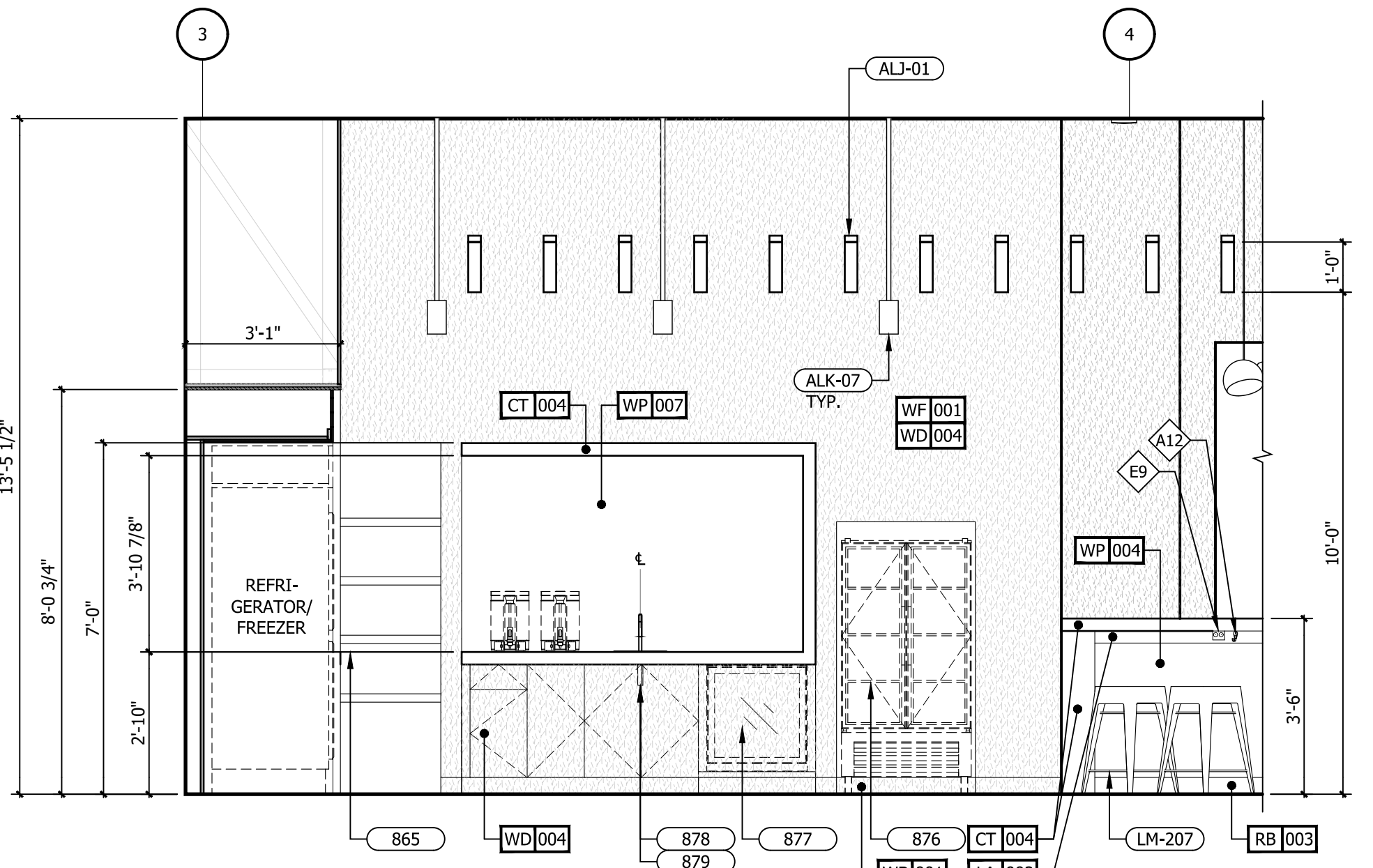
7 INTERIOR ELEVATION - REFUEL
3/8" = 1'-0"



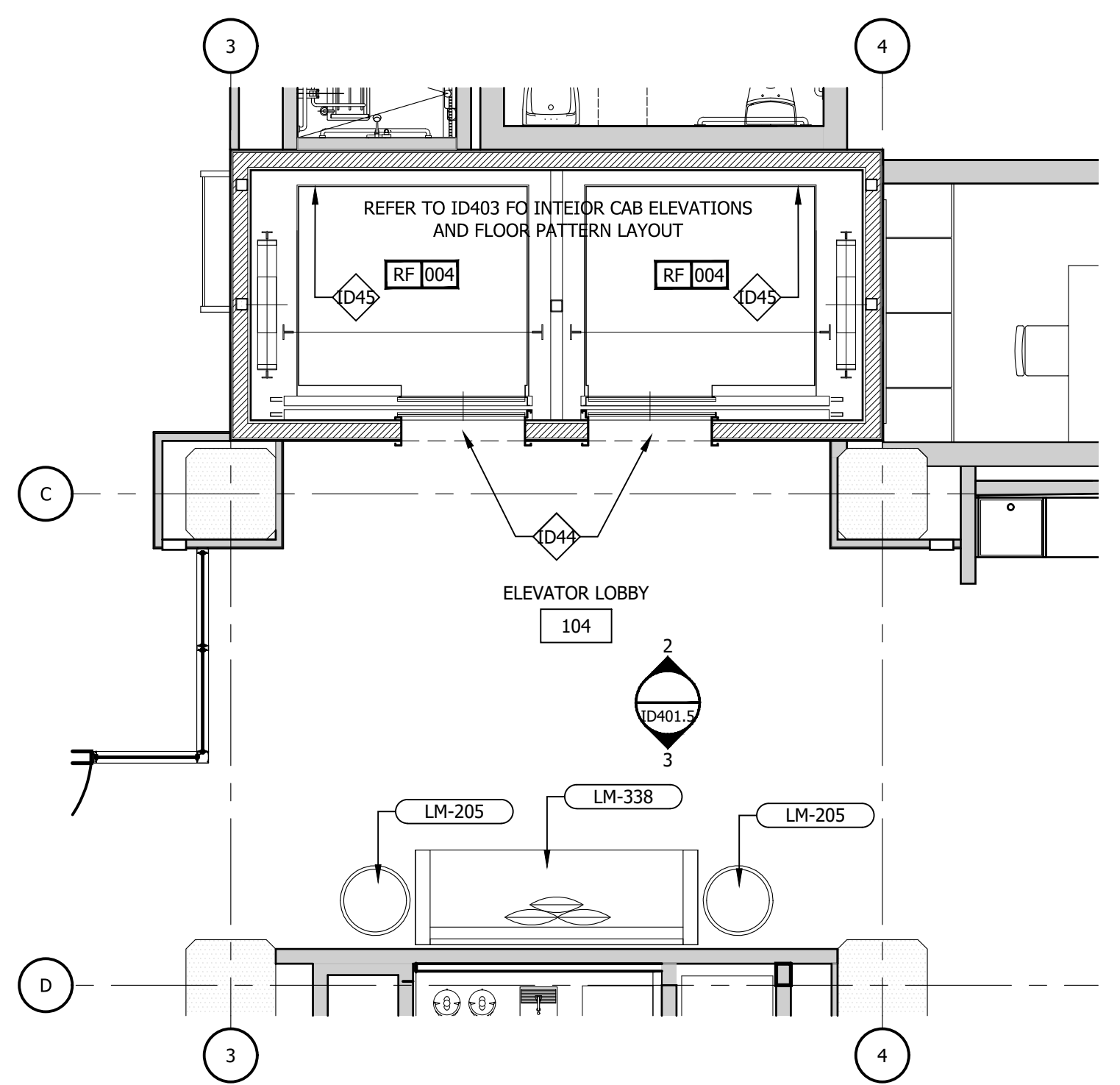
6 INTERIOR ELEVATIONS - REFUEL
1/4" = 1'-0"



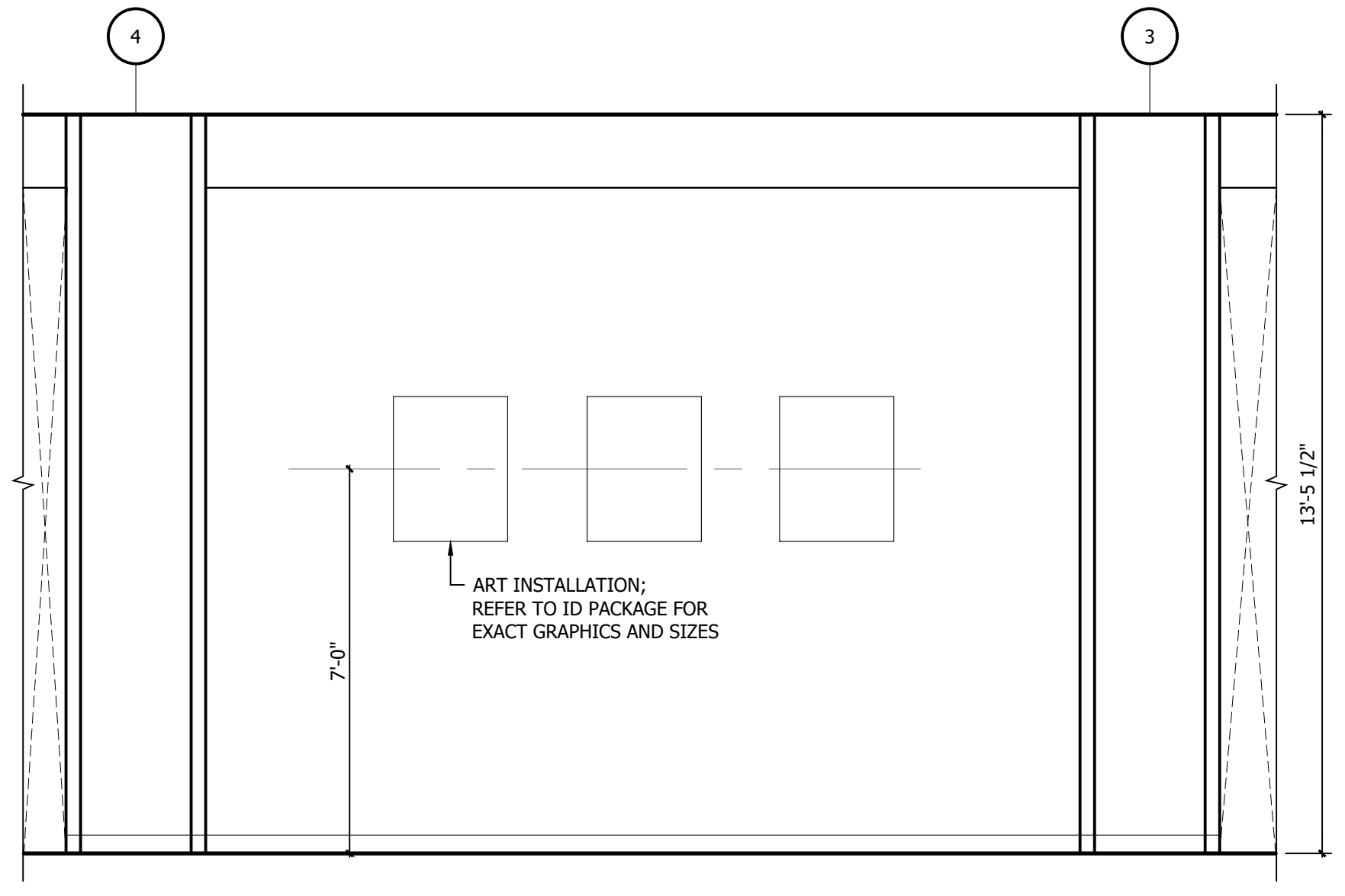
5 INTERIOR ELEVATION - REFUEL
3/8" = 1'-0"



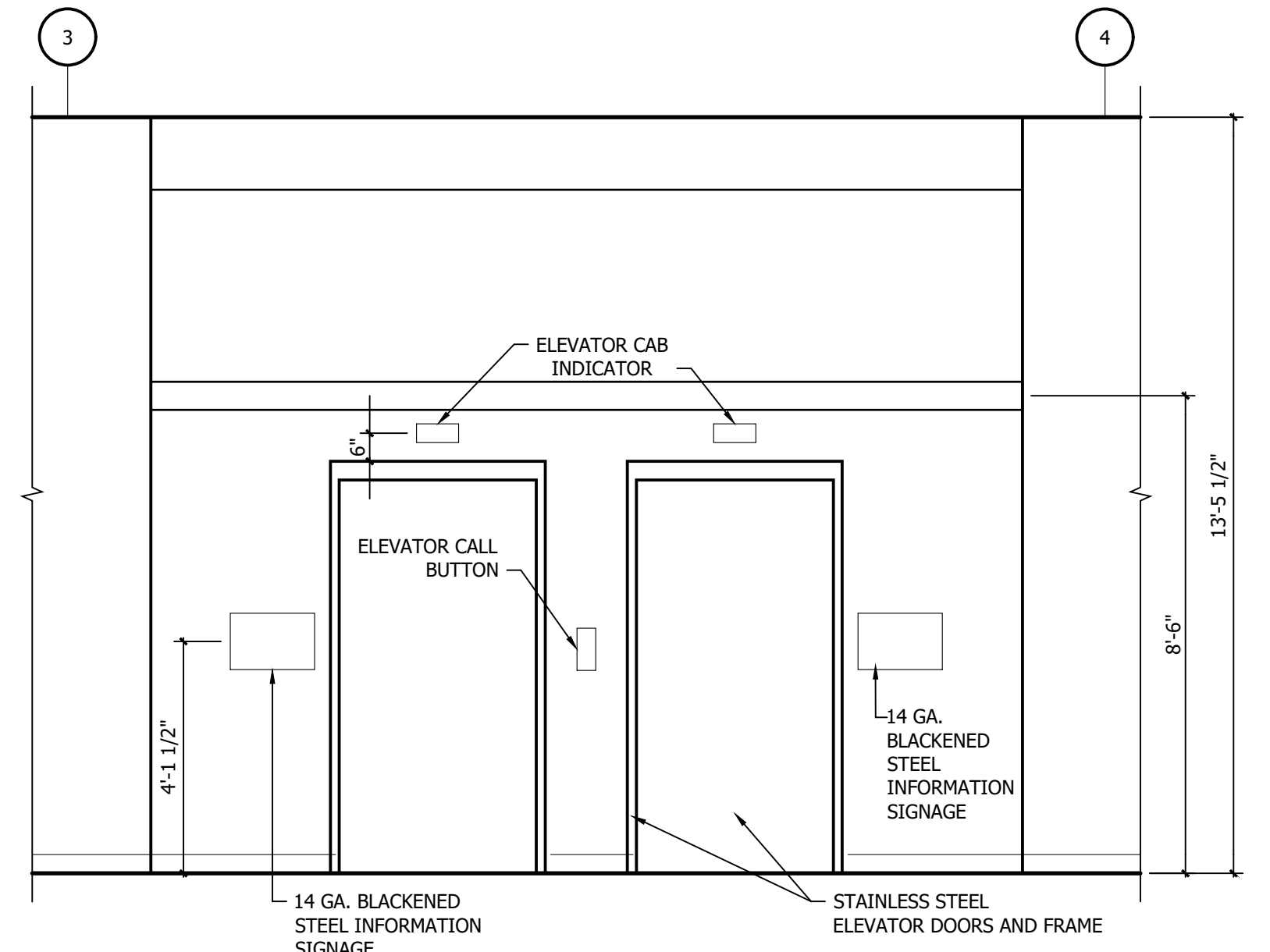
4 INTERIOR ELEVATION - REFUEL
3/8" = 1'-0"



1 ENLARGED FLOOR PLAN - ELEVATOR LOBBY
1/4" = 1'-0"



3 INTERIOR ELEVATION - ELEVATOR LOBBY
3/8" = 1'-0"



2 INTERIOR ELEVATION - ELEVATOR LOBBY
3/8" = 1'-0"

NOTE:
ELEVATOR DOOR FRAMES SHALL BE STAINLESS STEEL AT MAIN LEVEL. PAINT TO MATCH GUESTROOM DOOR FRAMES AT GUESTROOM LEVELS.
REFER TO PRODUCT SELECTION SCHEDULE FOR ELEVATOR FINISH OPTIONS.

IMPORTANT NOTICE TO ALL CONTRACTORS AND OR SUBCONTRACTORS: (COMPLETE BUILDING SYSTEMS AND OR INSTALLATIONS)
IF AWARDED A CONTRACT FOR ANY PORTION OF WORK NEEDED TO COMPLETE THIS PROJECT YOU ARE AGREEING TO THE FOLLOWING TERMS:
1. YOU ARE A QUALIFIED CONTRACTOR AND OR SUBCONTRACTOR SPECIFICALLY IN PROVIDING A COMPLETE TURNKEY SERVICE IN YOUR TRADE OR PROFESSION FOR THE TYPE OF WORK AND SCOPE FOR THIS PROJECT.
2. YOUR BID INCLUDED ALL THE STEPS, PROCESSES, MATERIALS, PRODUCTS, GOVERNING PERMITS AND APPROVALS NECESSARY TO PROVIDE A COMPLETED AND WARRANTED SYSTEM OR INSTALLATION THAT DOES NOT REQUIRE ANOTHER CONTRACTOR OR PRODUCT TO COMPLETE YOUR SCOPE OF WORK.
3. YOUR BID MUST HAVE INCLUDED ANY DESIGN INFORMATION REFERENCED WITHIN ANY CIVIL, ARCHITECTURAL, STRUCTURAL, MECHANICAL, ELECTRICAL AND OR PLUMBING DRAWINGS. ALSO NOTE THESE DRAWINGS ARE SCHEMATIC AND ARE INTENDED TO SHOW ONLY BASIC CONCEPTS AND GENERAL INFORMATION THE COMPLETION OF YOUR WORK MAY INCLUDE OTHER STEPS, PROCESSES, MATERIALS, PRODUCTS, LABOR, GOVERNING PERMITS AND OR APPROVALS NECESSARY TO PROVIDE A COMPLETE SYSTEM INSTALLATION WHETHER SUGGESTED ON THE DRAWINGS OR NOT.
4. AS AN EXAMPLE: ITEMS AND OR TASKS LIKE: FIRE CALLS, DRAFT STOPS, FASTENERS, ANCHORS, EMBEDMENTS, DUMPSTERS, DEBRIS CLEAN UP, ETC. ARE YOUR RESPONSIBILITY. ANY WORK NOT COMPLETED IN A TIMELY MANNER, OR INCOMPLETE WORK WILL BE BILLED BACK TO THE CONTRACTOR AND OR SUBCONTRACTOR, AT THE OWNERS' DISCRETION.



ARCHITECTURE
URBAN PLANNING
INTERIORS
HOTELS/ HOUSING/ MIXED USE
1800.630.3750
CA-SERVICES
ca@mwtusa.com / 1800.717.5816



WARNING
IT IS A VIOLATION OF THE LAW FOR ANY PERSON, UNLESS ACTING UNDER THE DIRECTION OF THE ARCHITECT, TO ALTER OR REPRODUCE THESE DRAWINGS IN ANY WAY.

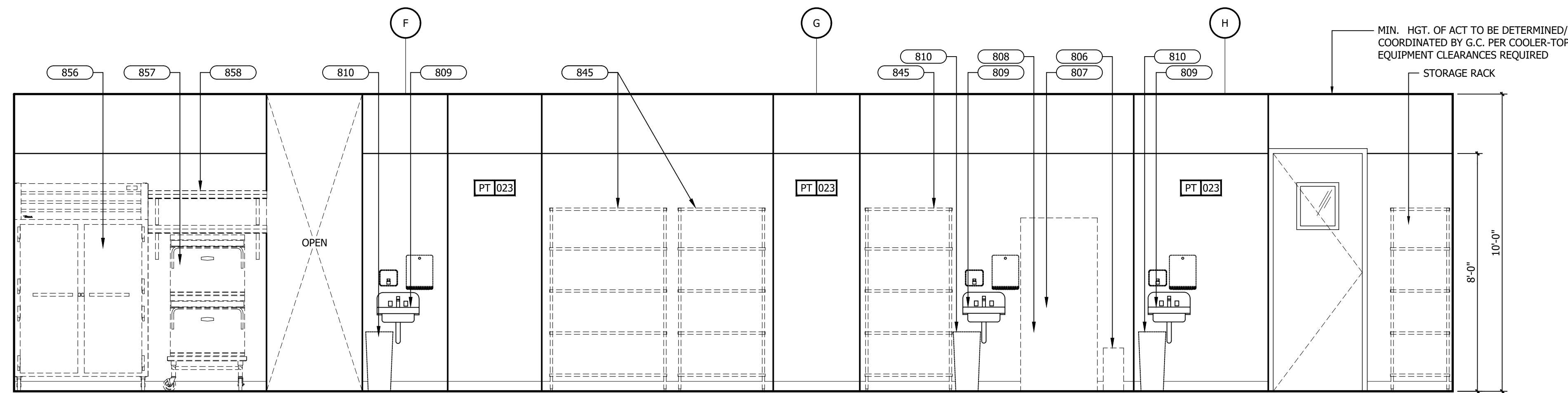
**ALOFT
MEMPHIS
DOWNTOWN**

63 NORTH B.B. KING BLVD.
MEMPHIS, TENNESSEE 38103

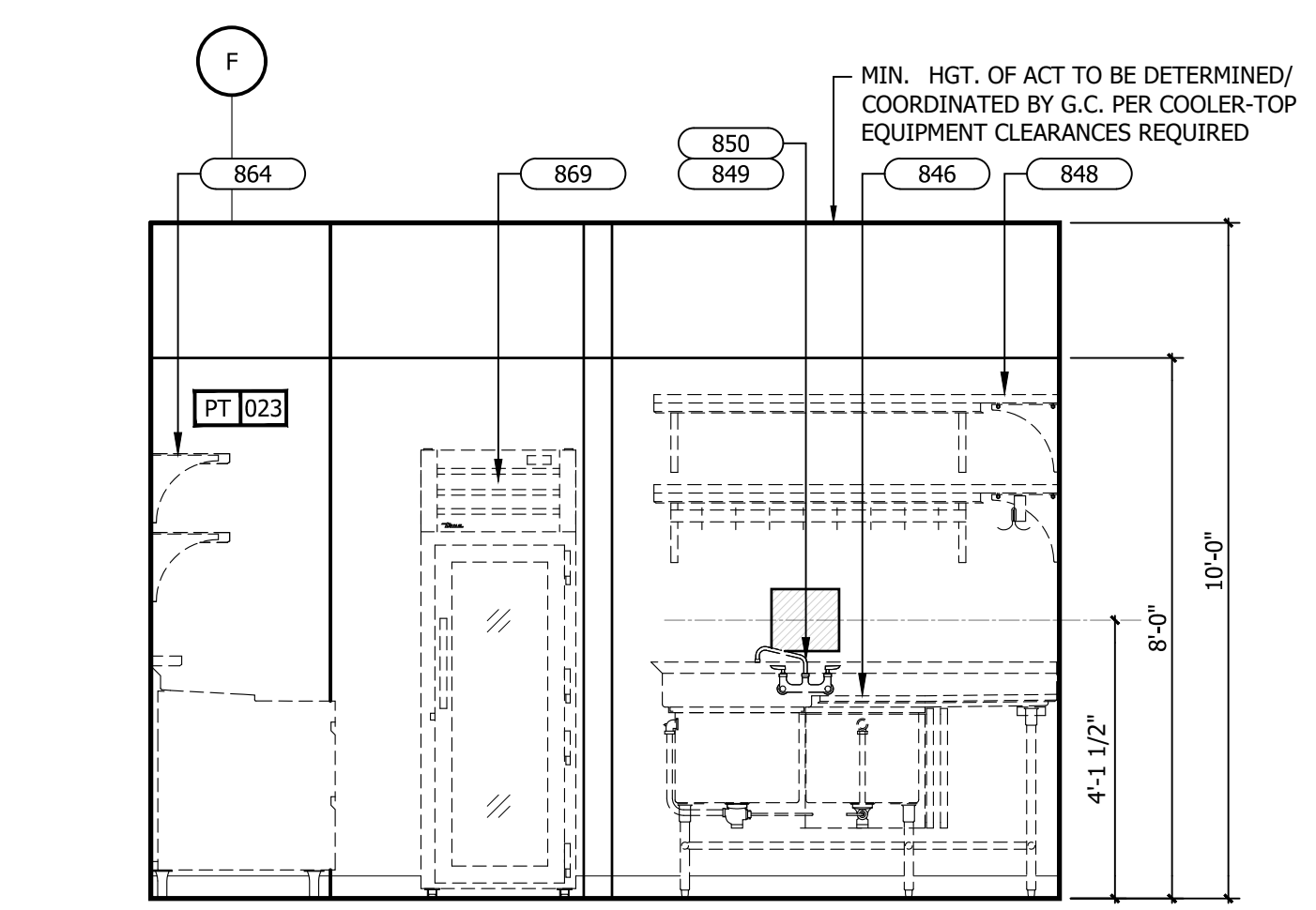
PROJECT NO.: 16 006
DATE: 04-12-2019
DRAWN BY:
CHKD. BY: MWT

**1st FLR ENLARGED
P LAN &
ELEVATIONS
SHEET ID 401.5**

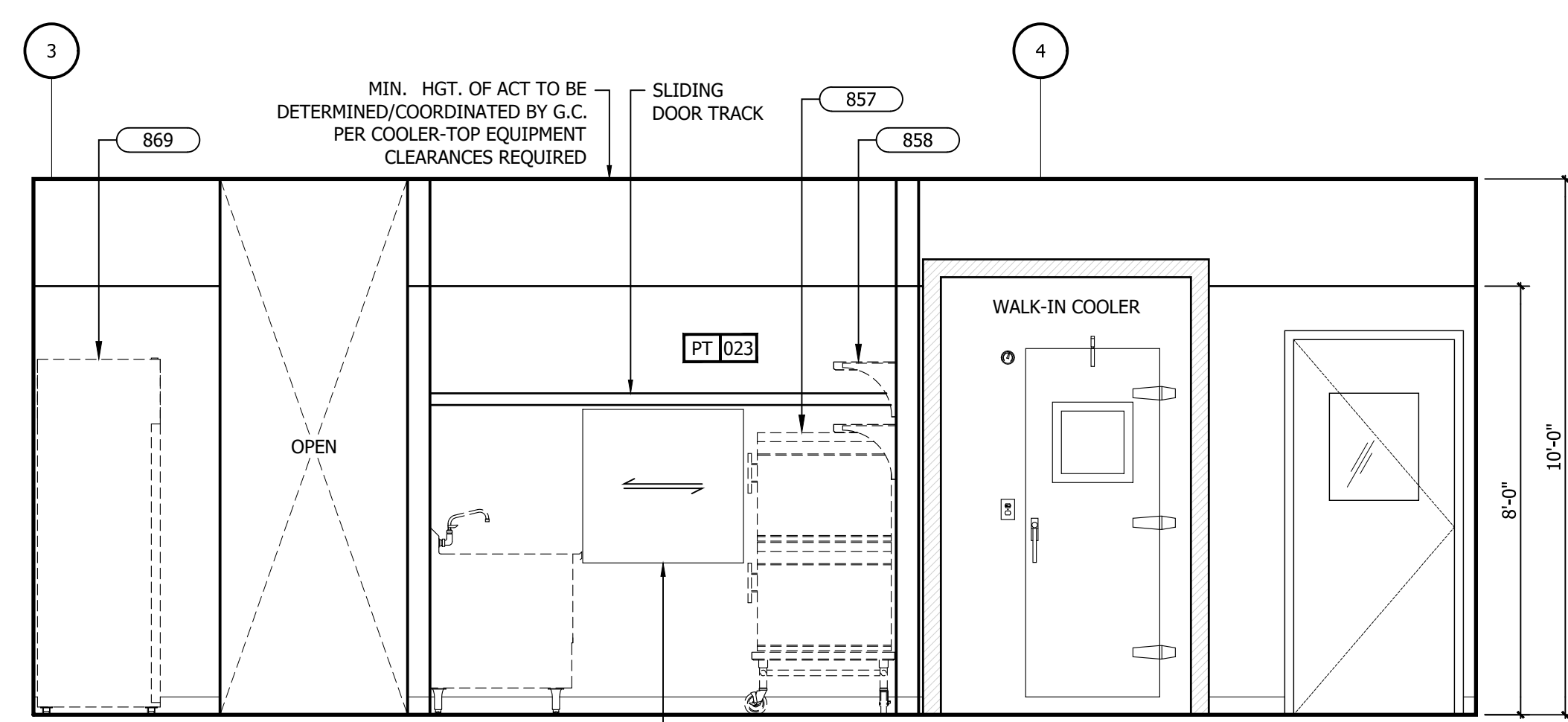
NO.	DESCRIPTION	DATE	BY
-	ISSUED FOR DEMOLITION	06/09/17	MV
-	ISSUED TO FRANCHISE	06/09/17	MV
-	ISSUED FOR BID (ID ONLY)	07/21/17	MV
-	ISSUED TO FRANCHISE	08/17/17	MV
-	ISSUED FOR PERMIT	08/04/17	MV
-	FOR FINAL APPROVAL	10/02/17	MV
-	ISSUED FOR PERMIT	11/28/17	MV
-	RE-ISSUED FOR PERMIT	03/07/18	AN
-	REV. DETAILS ON A700.2	06/04/18	AVK
-	RE-90% FRANCHISE COMMENTS	06/04/18	AVK



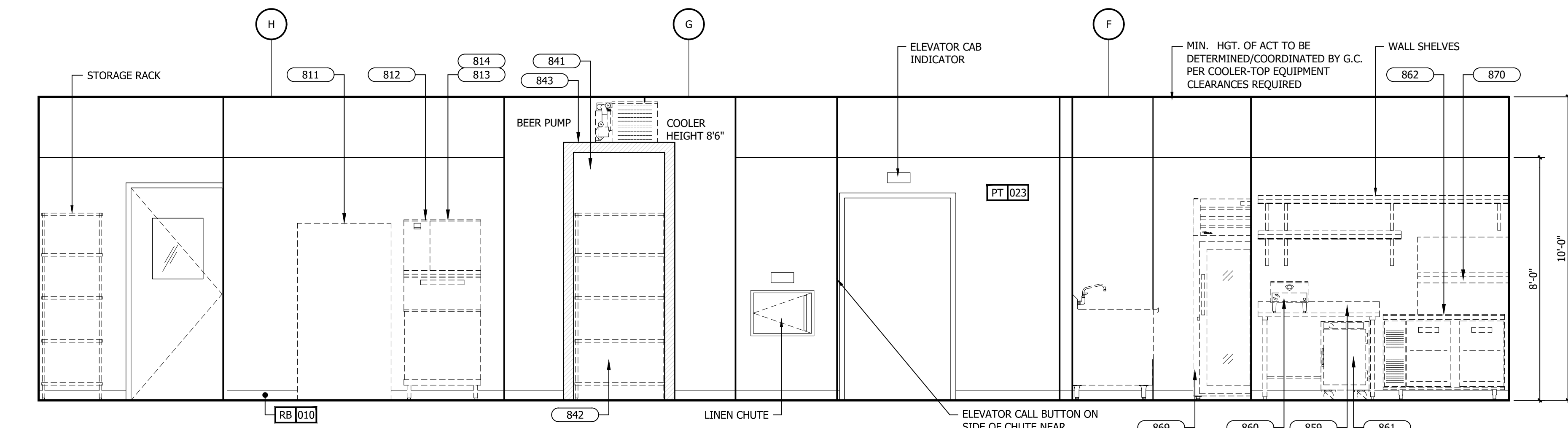
5 INTERIOR ELEVATIONS
3/8" = 1'-0"



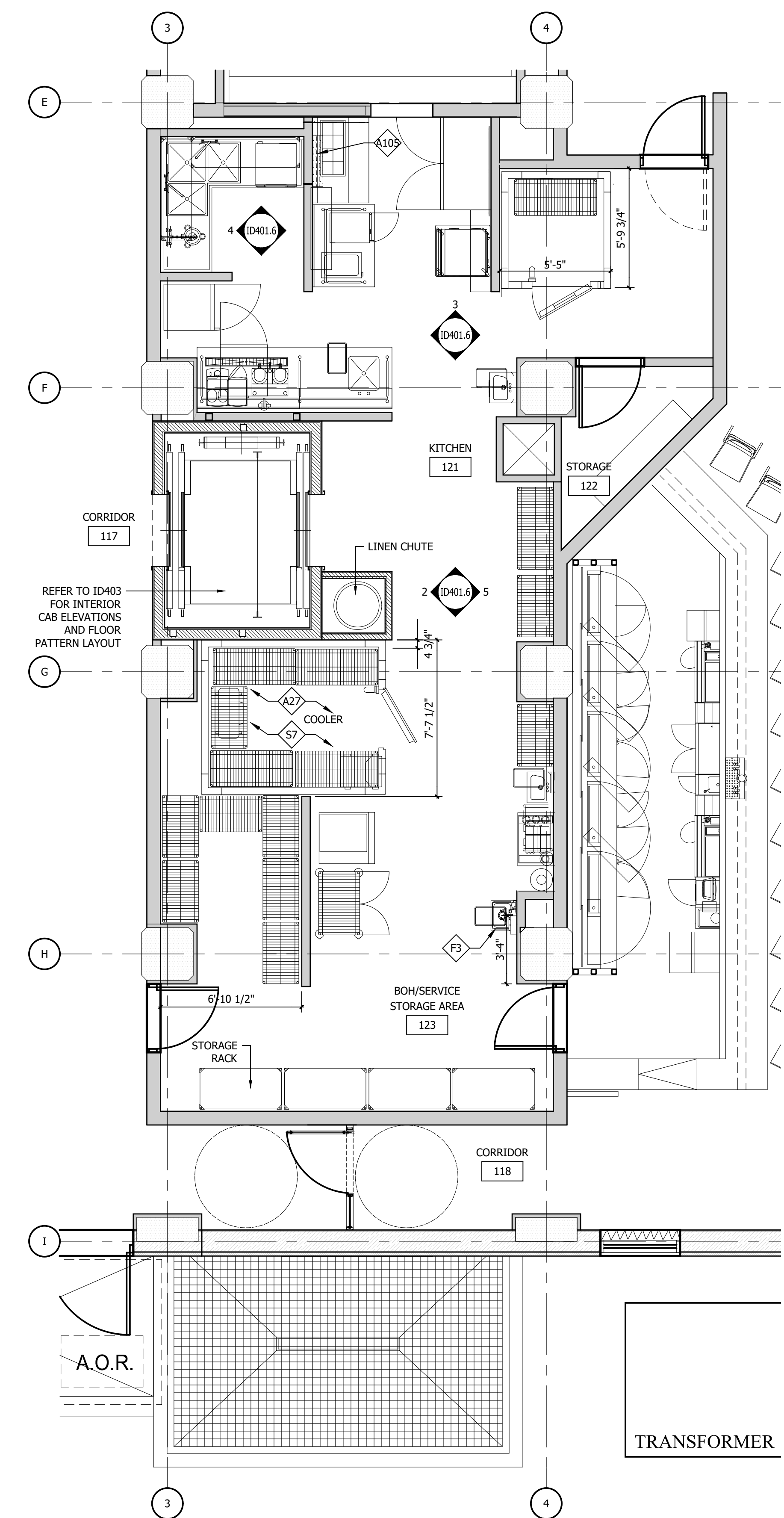
4 INTERIOR ELEVATIONS
3/8" = 1'-0"



3 INTERIOR ELEVATIONS
3/8" = 1'-0"




A INTERIOR ELEVATIONS
3/8" = 1'-0"



1 ENLARGED FIRST FLOOR PLAN - KITCHEN & PREP AREA
1/4" = 1'-0"

IMPORTANT NOTICE TO ALL CONTRACTORS AND OR SUBCONTRACTORS: (COMPLETE BUILDING SYSTEMS AND OR INSTALLATIONS)

- IF AWARDED A CONTRACT FOR ANY PORTION OF WORK NEEDED TO COMPLETE THIS PROJECT YOU ARE AGREEING TO THE FOLLOWING TERMS:
- YOU ARE A QUALIFIED CONTRACTOR AND OR SUBCONTRACTOR SPECIFICALLY IN PROVIDING A COMPLETE TURNKEY SERVICE IN YOUR TRADE OR PROFESSION FOR THE TYPE OF WORK AND SCOPE FOR THIS PROJECT.
- YOU AGREE TO PROVIDE A COMPLETE DESIGN RESOLUTION BASED ON THE ARCHITECT'S INTENDED DESIGN FOR THIS PROJECT.
- YOUR BID INCLUDED ALL THE STEPS, PROCESSES, MATERIALS, PRODUCTS, GOVERNING PERMITS AND APPROVALS NECESSARY TO PROVIDE A COMPLETED AND WARRANTED SYSTEM OR INSTALLATION THAT DOES NOT REQUIRE ANOTHER CONTRACTOR OR PRODUCT TO COMPLETE YOUR SCOPE OF WORK.
- YOUR BID MUST HAVE INCLUDED ANY DESIGN INFORMATION REFERENCED WITHIN ANY CIVIL, ARCHITECTURAL, STRUCTURAL, MECHANICAL, ELECTRICAL AND OR PLUMBING DRAWINGS. ALSO NOTE THESE DRAWINGS ARE SCHEMATIC AND ARE INTENDED TO SHOW ONLY BASIC CONCEPTS AND GENERAL INFORMATION THE COMPLETION OF YOUR WORK MAY INCLUDE OTHER STEPS, PROCESSES, MATERIALS, PRODUCTS, LABOR, GOVERNING PERMITS AND OR APPROVALS NECESSARY TO PROVIDE A COMPLETE SYSTEM INSTALLATION WHETHER SUGGESTED ON THE DRAWINGS OR NOT.
- AS AN EXAMPLE: ITEMS AND OR TASKS LIKE: FIRE CALLS, DRAFT STOPS, FASTENERS, ANCHORS, EMBEDMENTS, DUMPSTERS, DEBRIS CLEAN UP, ETC. ARE YOUR RESPONSIBILITY. ANY WORK NOT COMPLETED IN A TIMELY MANNER, OR INCOMPLETE WORK WILL BE BILLED BACK TO THE CONTRACTOR AND OR SUBCONTRACTOR, AT THE OWNERS' DISCRETION.



ARCHITECTURE
URBAN PLANNING
INTERIORS
HOTELS/ HOUSING/ MIXED USE
1800.630.3750
CA-SERVICES
ca@mwtusa.com / 1800.717.5816



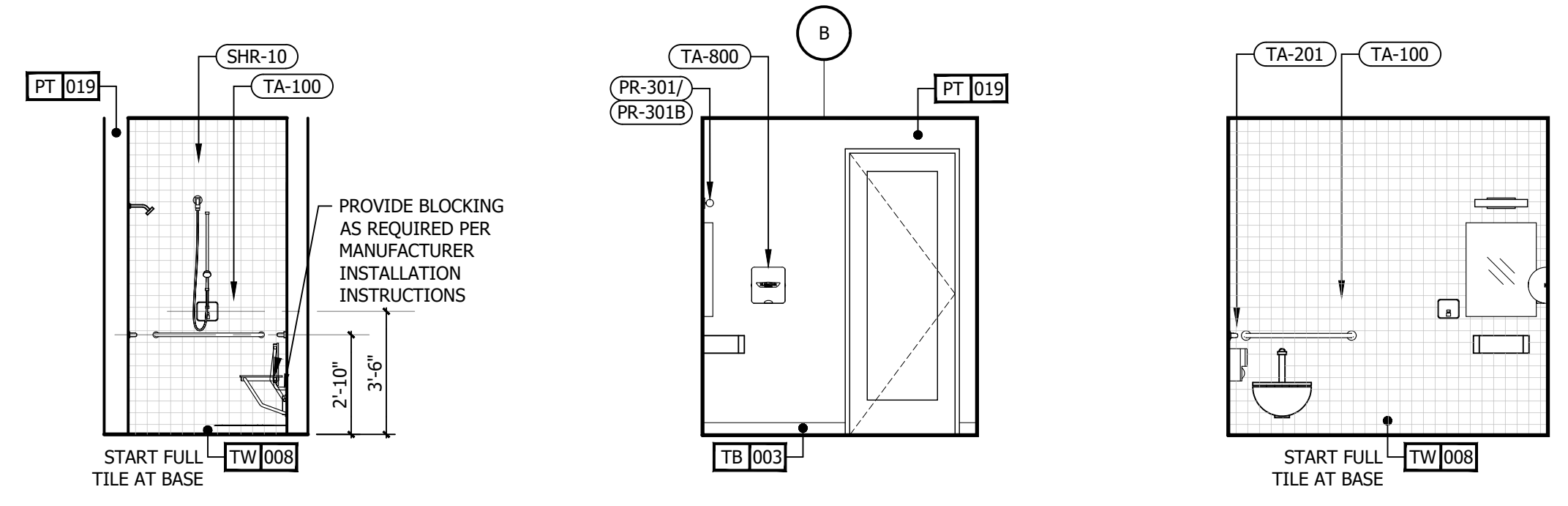
WARNING
IT IS A VIOLATION OF THE LAW FOR ANY PERSON, UNLESS ACTING UNDER THE DIRECTION OF THE ARCHITECT TO ALTER OR REPRODUCE THESE DRAWINGS IN ANY WAY.

**ALOFT
MEMPHIS
DOWNTOWN**

63 NORTH B.B. KING BLVD.
MEMPHIS, TENNESSEE 38103

PROJECT NO.: 16 006
DATE: 04-12-2019
DRAWN BY:
CHKD. BY: MWT

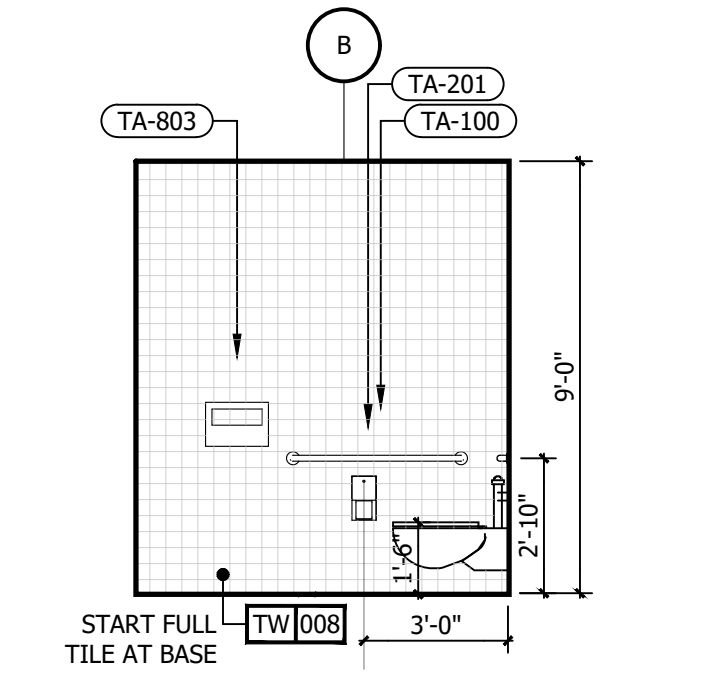
**1st FLR ENLARGED
P PLAN &
ELEVATIONS
SHEET ID 401.6**



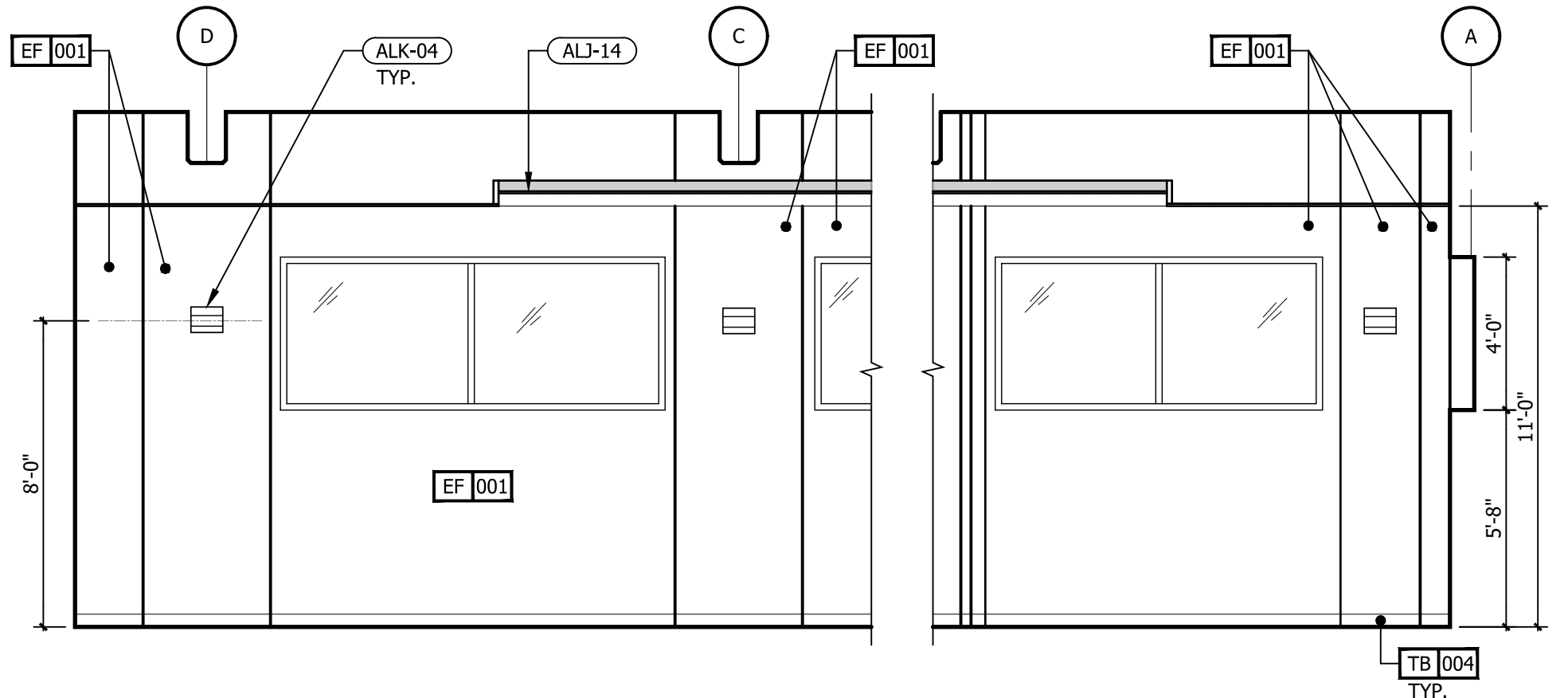
9 INT. ELEVATION - SPLASH RR
1/4" = 1'-0"

8 INT. ELEVATION - SPLASH RR
1/4" = 1'-0"

7 INT. ELEVATION - SPLASH RR
1/4" = 1'-0"



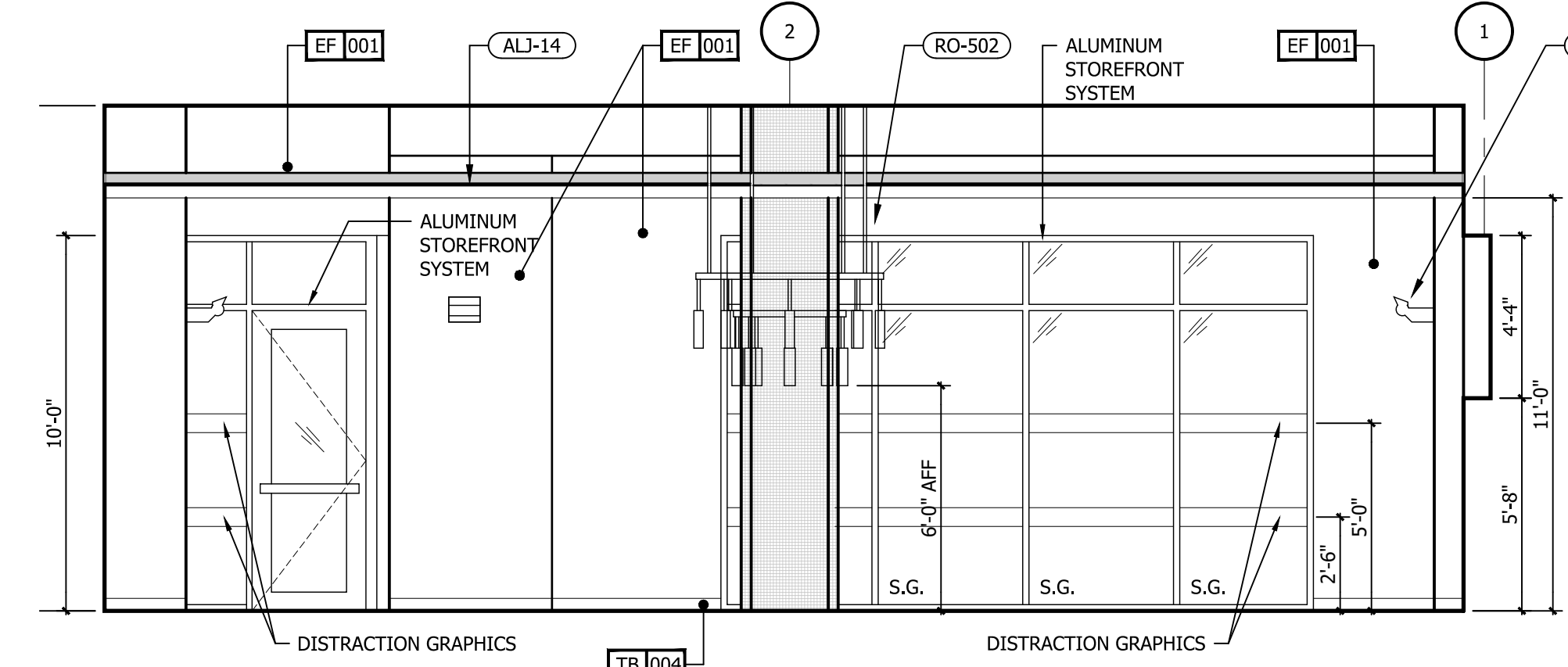
6 INT. ELEVATION - SPLASH RR
1/4" = 1'-0"



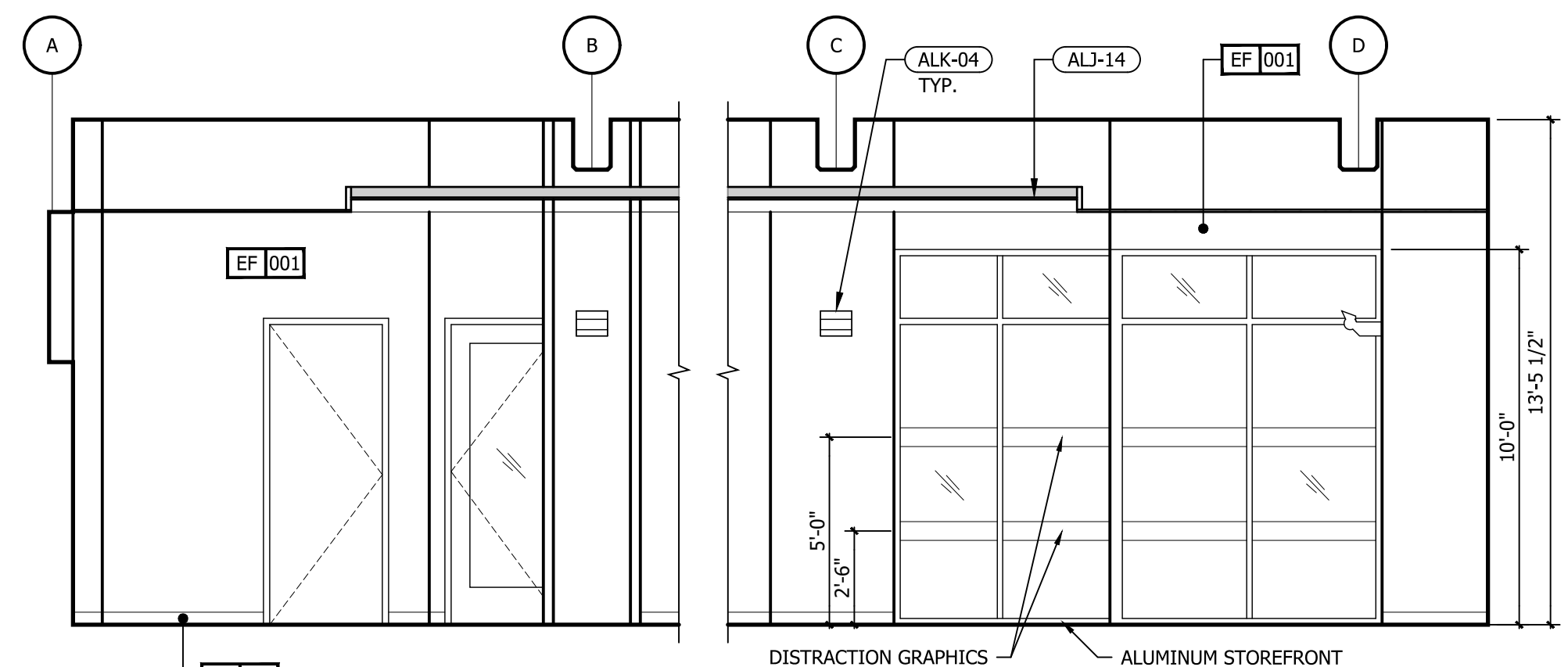
5 INT. ELEVATION - SPLASH
1/4" = 1'-0"

REFERENCE NOTES			
1.	REFER TO DESIGN STANDARDS "RECREATIONAL FACILITIES" CHAPTER FOR MAIN REQUIREMENTS RELATED TO THIS SHEET.		
GENERAL NOTES			
1.	G.C. TO PROVIDE BLOCKING AND / OR STRAPPING FOR ALL ITEMS ATTACHED TO WALLS OR MOUNTED TO CEILING. ARCHITECT OF RECORD TO REVIEW.		
CRITERIA NOTES			
CRITERIA NOTES ARE SHOWN CATEGORIZED BY DISCIPLINE AND COULD BE INTERPRETED TO APPLY TO MORE THAN ONE DISCIPLINE. FOR EFFICIENCY, NOTES ARE ONLY SHOWN UNDER ONE PREDOMINANT DISCIPLINE. CONSULTANTS SHOULD FAMILIARIZE THEMSELVES WITH ALL CRITERIA NOTES.			
A0	ARCHITECTURAL		
A55	NO DIVING AND DEPTH MARKER TILES LOCATED AT EACH ADDITIONAL CHANGE IN FEET OF DEPTH. SEE DESIGN STANDARDS.		
A63	PROVIDE ACCESSIBLE POOL LIFT. VERIFY APPLICABLE CODE.		
A64	PROVIDE 5'-0" MIN. CLEARANCE AROUND POOL DEPTH MARKER. SEE POOL DETAILS.		
E0	ENGINEERING		
E42	ALL AREAS WITH CHEMICALS RECEIVE EYE WASH.		
E93	UNFINISHED ALUMINUM DUCTWORK, COORDINATE LOCATIONS WITH ARCHITECTURAL CEILING ELEMENTS.		

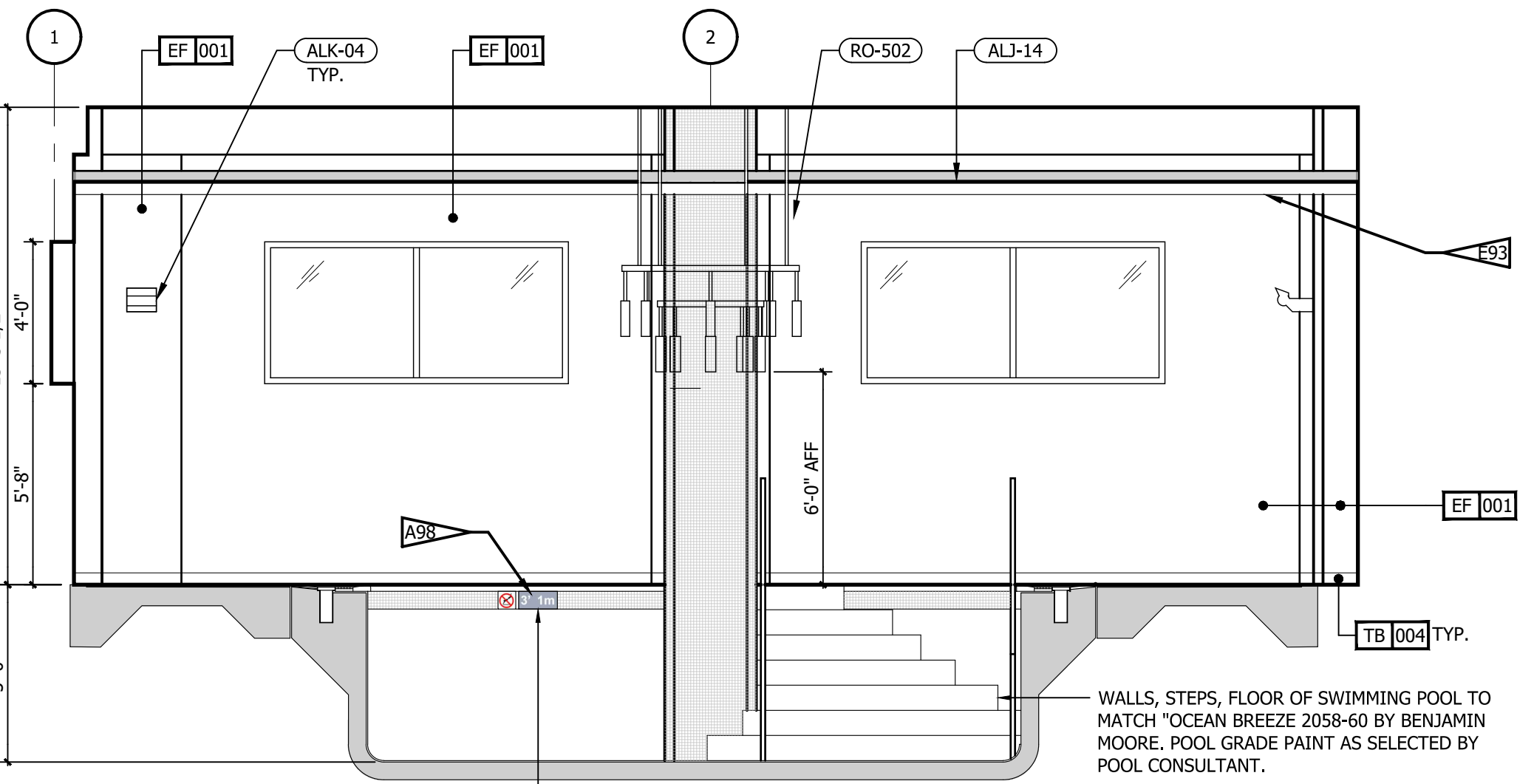
NO.	DESCRIPTION	DATE	BY
-	ISSUED FOR DEMOLITION	06/09/17	MV
-	ISSUED TO FRANCHISE	06/09/17	MV
-	ISSUED FOR BID (ID ONLY)	07/21/17	MV
-	ISSUED TO FRANCHISE	08/17/17	MV
-	ISSUED FOR PERMIT	08/04/17	MV
-	FOR FINAL APPROVAL	10/02/17	MV
-	ISSUED FOR PERMIT	11/28/17	MV
-	RE-ISSUED FOR PERMIT	03/07/18	AN
-	REV. DETAILS ON A700.2	06/04/18	AVK
-	RE-90% FRANCHISE COMMENTS	06/04/18	AVK



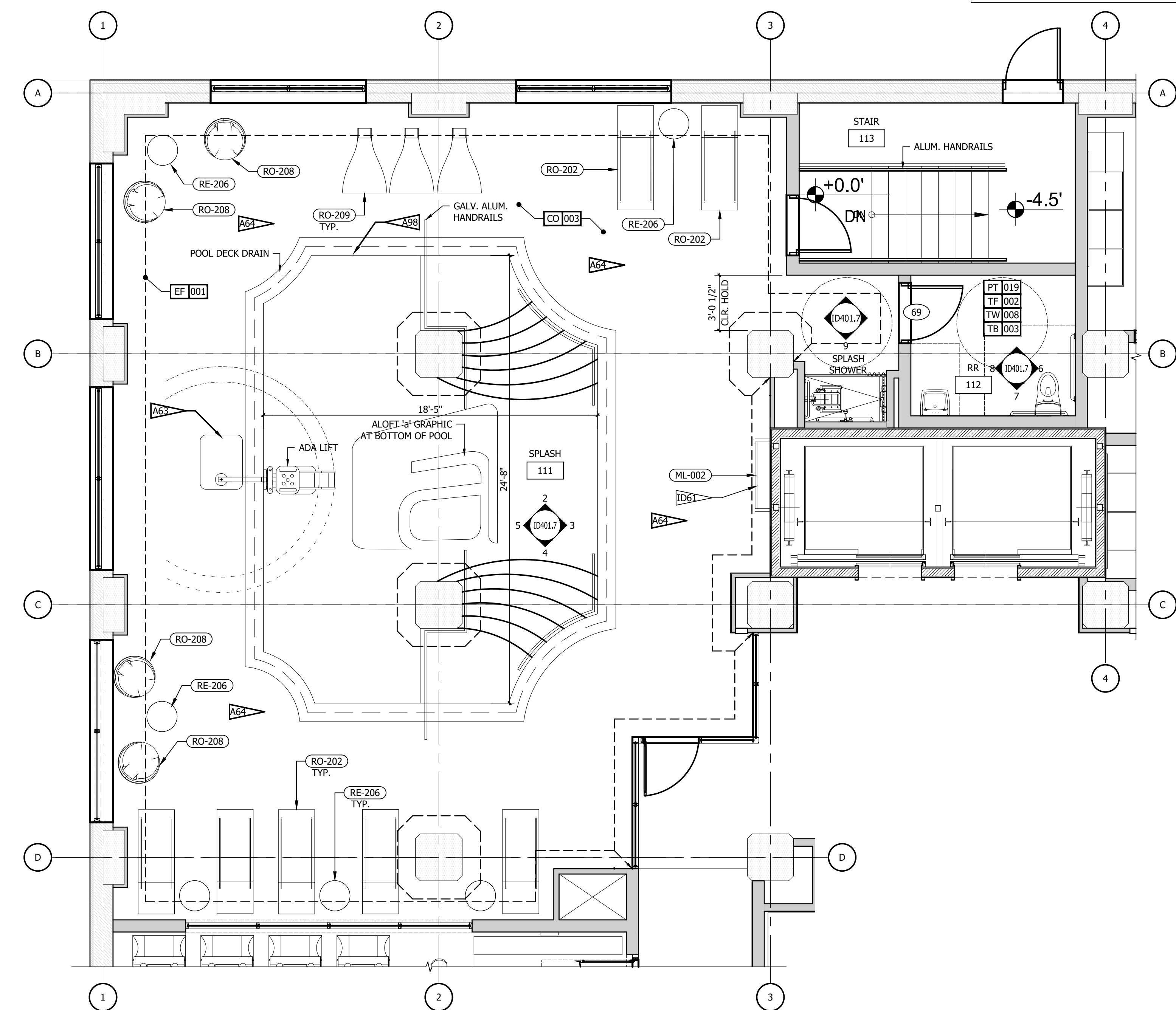
4 INT. ELEVATION - SPLASH
1/4" = 1'-0"



3 INT. ELEVATION - SPLASH
1/4" = 1'-0"




2 INT. ELEVATION - SPLASH
1/4" = 1'-0"




1 ENLARGED FIRST FLOOR PLAN - SPLASH
1/4" = 1'-0"

IMPORTANT NOTICE TO ALL CONTRACTORS AND OR SUBCONTRACTORS: (COMPLETE BUILDING SYSTEMS AND OR INSTALLATIONS)

- IF AWARDED A CONTRACT FOR ANY PORTION OF WORK NEEDED TO COMPLETE THIS PROJECT YOU ARE AGREEING TO THE FOLLOWING TERMS:
- YOU ARE A QUALIFIED CONTRACTOR AND OR SUBCONTRACTOR SPECIFICALLY IN PROVIDING A COMPLETE TURNKEY SERVICE IN YOUR TRADE OR PROFESSION FOR THE TYPE OF WORK AND SCOPE FOR THIS PROJECT.
- YOU AGREE TO PROVIDE A COMPLETE DESIGN-BUILD SOLUTION BASED ON THE ARCHITECT'S INTENDED DESIGN FOR THIS PROJECT.
- YOUR BID INCLUDED ALL THE STEPS, PROCESSES, MATERIALS, PRODUCTS, GOVERNING PERMITS AND APPROVALS NECESSARY TO PROVIDE A COMPLETED AND WARRANTED SYSTEM OR INSTALLATION THAT DOES NOT REQUIRE ANOTHER CONTRACTOR OR PRODUCT TO COMPLETE YOUR SCOPE OF WORK.
- YOUR BID MUST HAVE INCLUDED ANY DESIGN INFORMATION REFERENCED WITHIN ANY CIVIL, ARCHITECTURAL, STRUCTURAL, MECHANICAL, ELECTRICAL AND OR PLUMBING DRAWINGS. ALSO NOTE THESE DRAWINGS ARE SCHEMATIC AND ARE INTENDED TO SHOW ONLY BASIC CONCEPTS AND GENERAL INFORMATION THE COMPLETION OF YOUR WORK MAY INCLUDE OTHER STEPS, PROCESSES, MATERIALS, PRODUCTS, LABOR, GOVERNING PERMITS AND OR APPROVALS NECESSARY TO PROVIDE A COMPLETE SYSTEM INSTALLATION WHETHER SUGGESTED ON THE DRAWINGS OR NOT.
- AS AN EXAMPLE: ITEMS AND OR TASKS LIKE: FIRE CALLS, DRAFT STOPS, FASTENERS, ANCHORS, EMBEDMENTS, DUMPSTERS, DEBRIS CLEAN UP, ETC. ARE YOUR RESPONSIBILITY. ANY WORK NOT COMPLETED IN A TIMELY MANNER, OR INCOMPLETE WORK WILL BE BILLED BACK TO THE CONTRACTOR AND OR SUBCONTRACTOR, AT THE OWNERS' DISCRETION.



ARCHITECTURE
URBAN PLANNING
INTERIORS
HOTELS/ HOUSING/ MIXED USE
1800.630.3750
CA-SERVICES
ca@mwtusa.com / 1800.717.5816



WARNING
IT IS A VIOLATION OF THE LAW FOR ANY PERSON, UNLESS ACTING UNDER THE DIRECTION OF THE ARCHITECT, TO ALTER OR REPRODUCE THESE DRAWINGS IN ANY WAY.

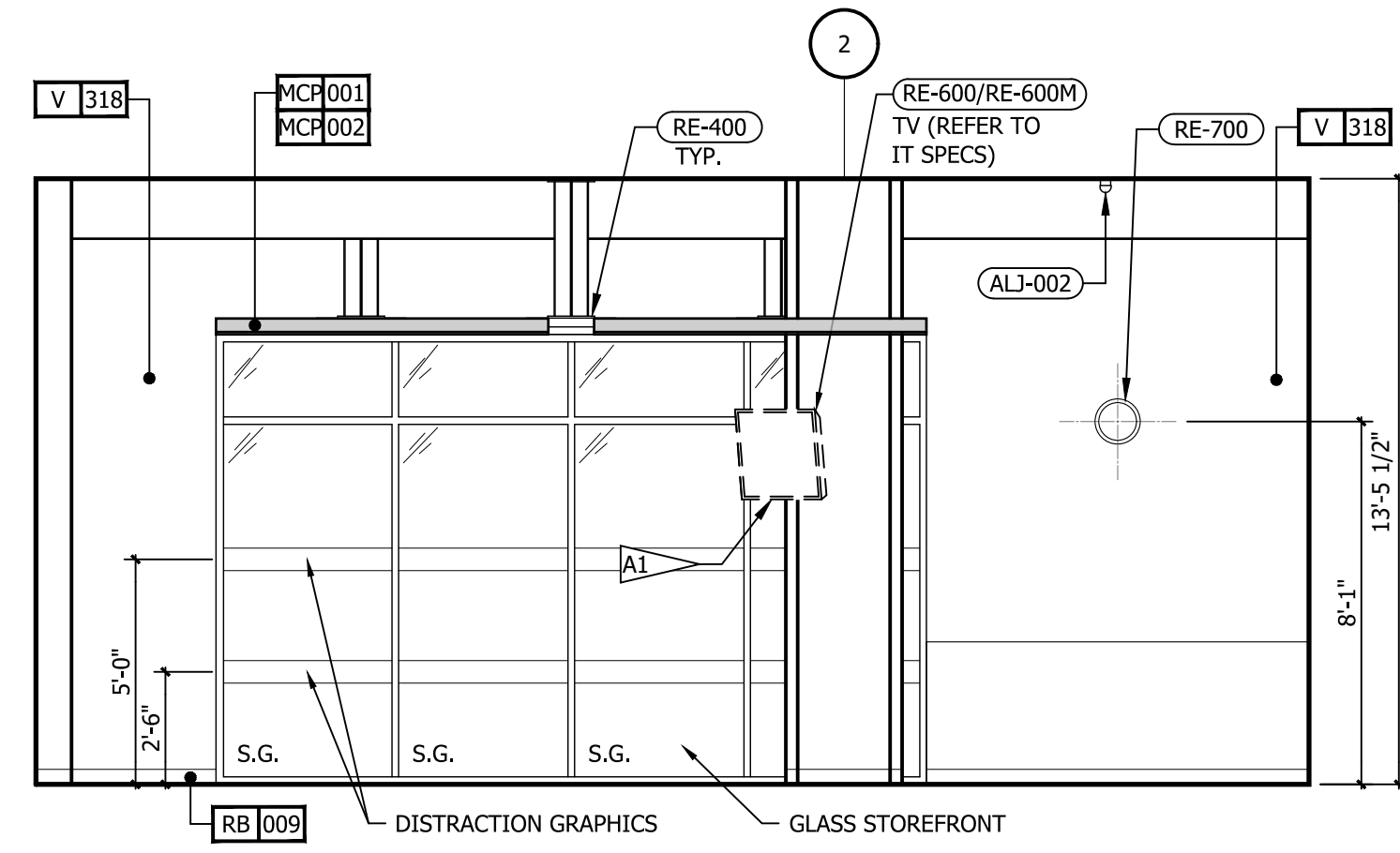
ALOFT
MEMPHIS
DOWNTOWN

63 NORTH B.B. KING BLVD.
MEMPHIS, TENNESSEE 38103

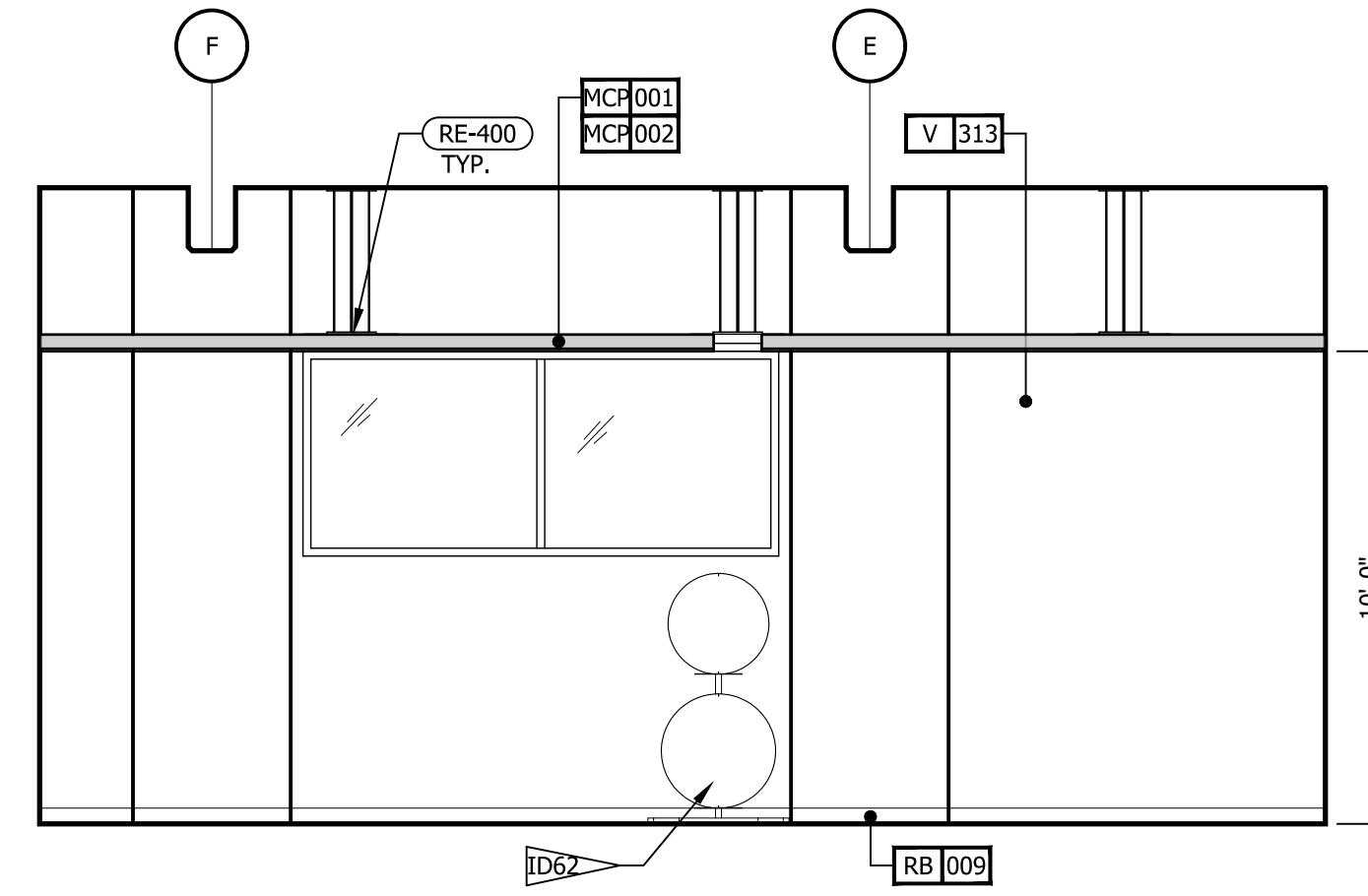
PROJECT NO.: 16 006
DATE: 04-12-2019
DRAWN BY:
CHKD. BY: MWT

1st FLOOR
INTERIOR
ELEVATIONS

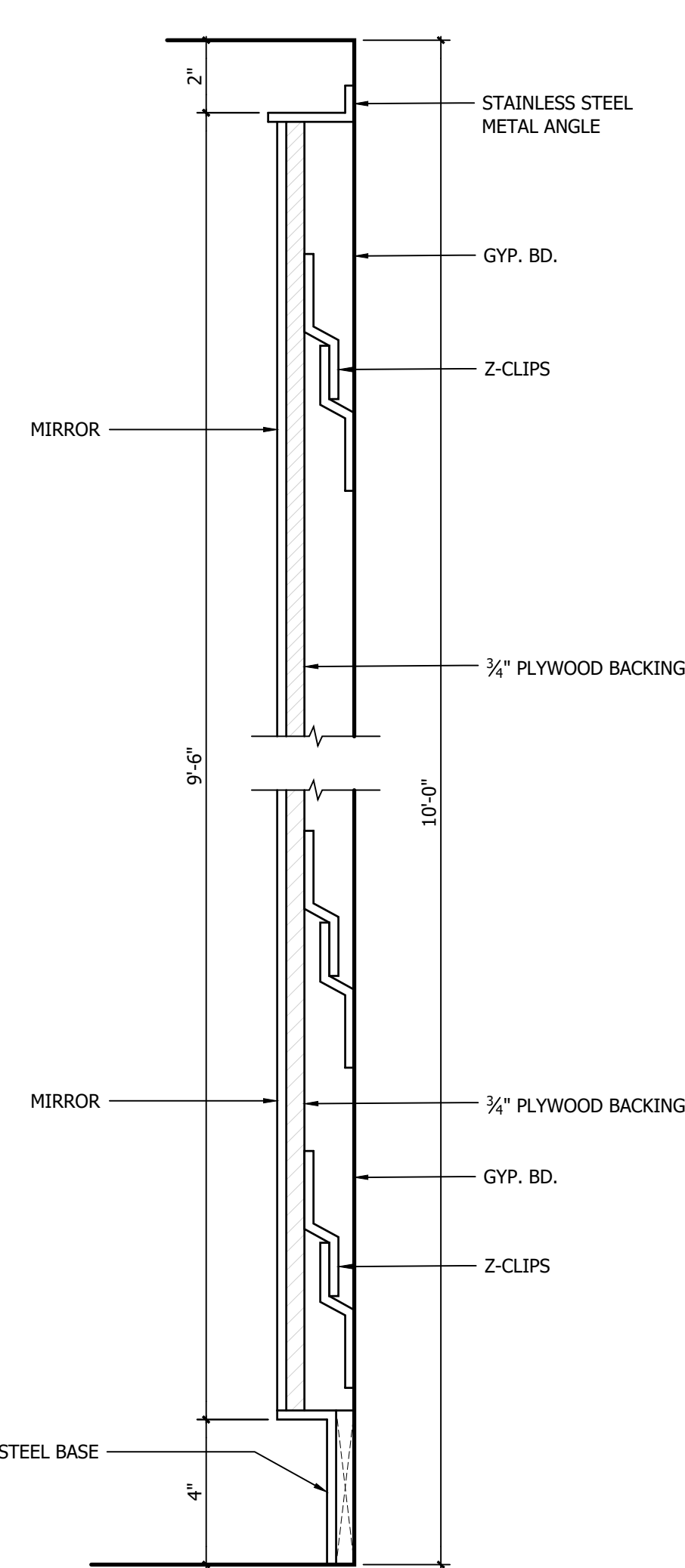
SHEET ID 401.7



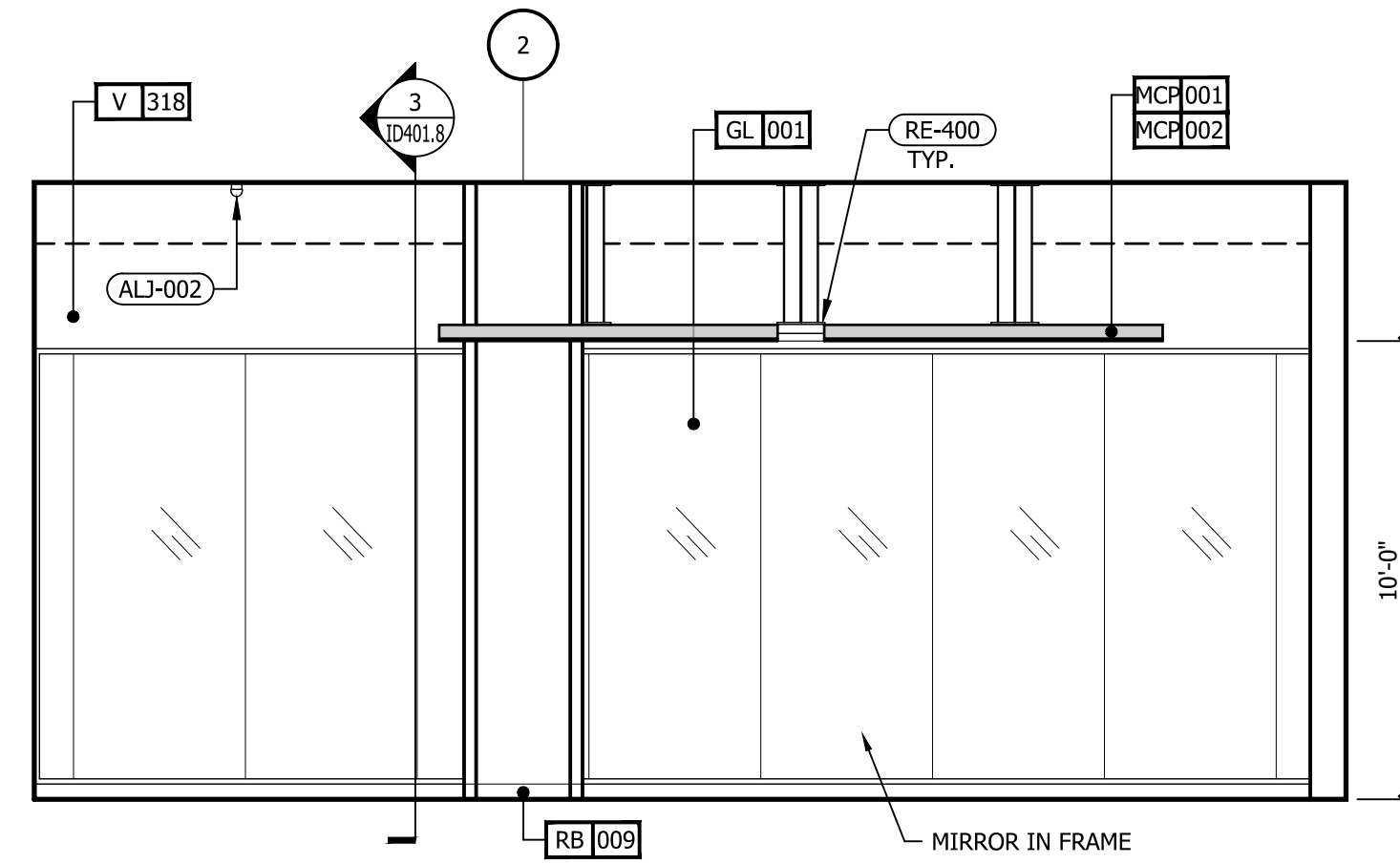
6 INT. ELEVATION - RECHARGE
1/4" = 1'-0"



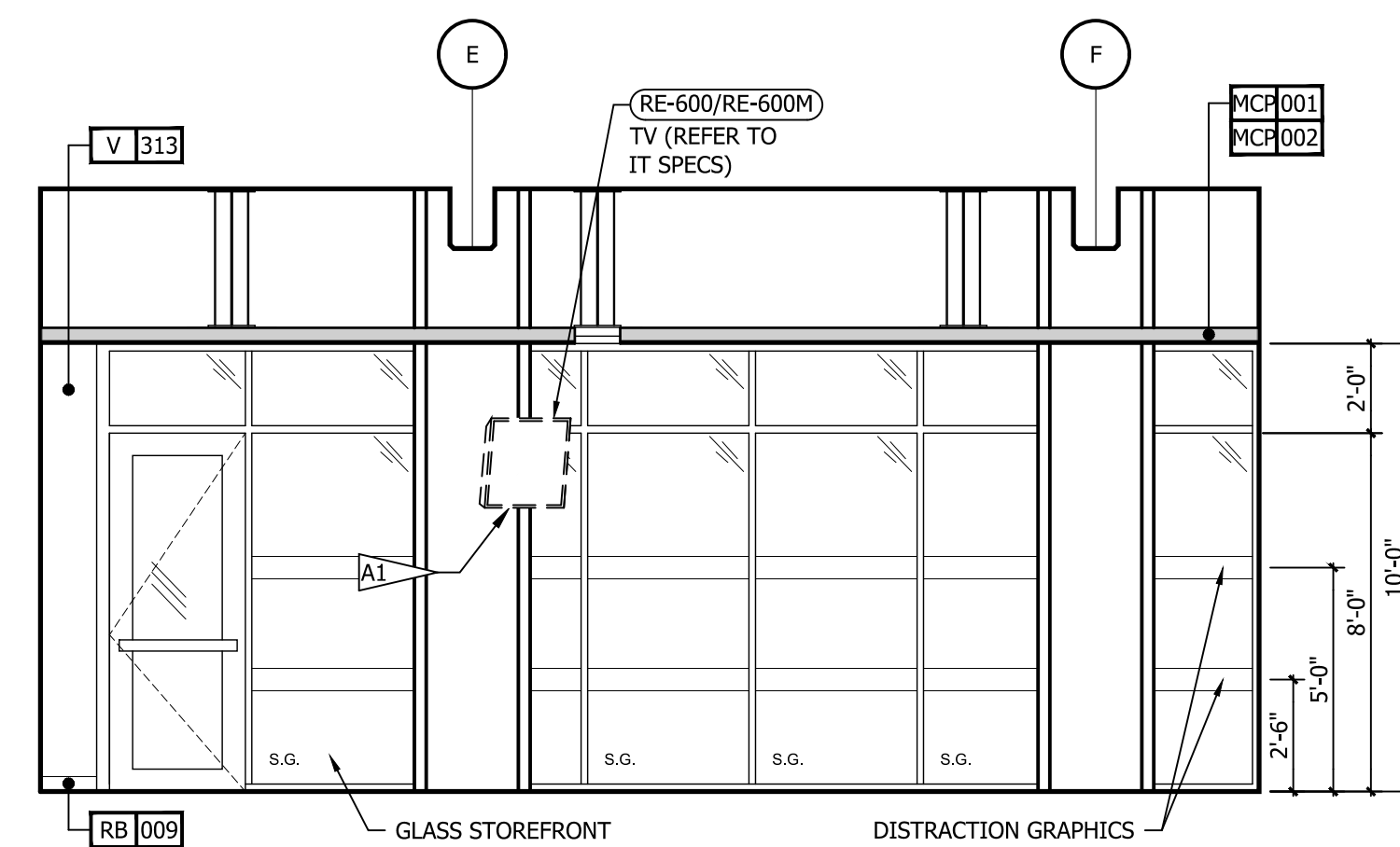
5 INT. ELEVATION - RECHARGE
1/4" = 1'-0"



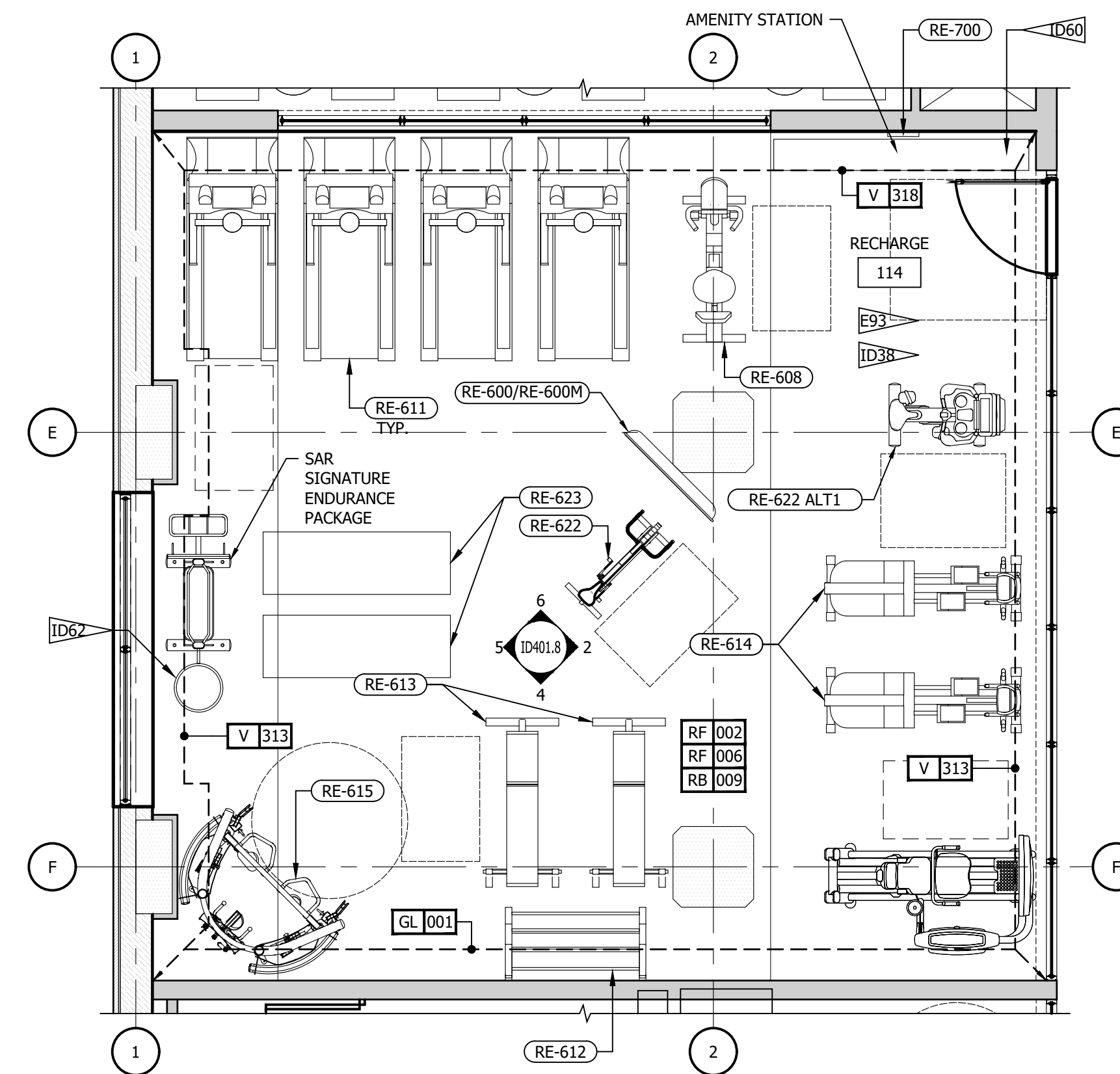
3 SECTION - RECHARGE
3" = 1'-0"



4 INT. ELEVATION - RECHARGE
1/4" = 1'-0"




2 INT. ELEVATION - RECHARGE
1/4" = 1'-0"



1 ENLARGED FIRST FLOOR PLAN - RECHARGE
1/4" = 1'-0"

REFERENCE NOTES			
1.	REFER TO DESIGN STANDARDS "RECREATIONAL FACILITIES FITNESS CENTER" CHAPTER FOR MAIN REQUIREMENTS RELATED TO THIS SHEET.		
2.	REFER TO THE 700 SERIES CRITERIA PLANS FOR ADDITIONAL INFORMATION.		
3.	REFER TO ELECTRICAL SECTION OF BPM FOR SWITCH TYPE AND COVER.		
GENERAL NOTES			
1.	COORDINATE POWER, DATA, AND CABLE REQUIREMENTS WITH FINAL EQUIPMENT SELECTIONS.		
2.	G.C. TO PROVIDE BLOCKING AND / OR STRAPPING FOR ALL ITEMS ATTACHED TO WALLS OR MOUNTED TO CEILING. ARCHITECT OF RECORD TO REVIEW.		
CRITERIA NOTES			
CRITERIA NOTES ARE SHOWN CATEGORIZED BY DISCIPLINE AND COULD BE INTERPRETED TO APPLY TO MORE THAN ONE DISCIPLINE. FOR EFFICIENCY, NOTES ARE ONLY SHOWN UNDER ONE PREDOMINANT DISCIPLINE. CONSULTANTS SHOULD FAMILIARIZE THEMSELVES WITH ALL CRITERIA NOTES.			
A0	ARCHITECTURAL		
A1	PROVIDE BLOCKING PER MANUFACTURER'S RECOMMENDATIONS.		
E0	ENGINEERING		
E18	PROVIDE PLUMBING DRAIN & WATER SUPPLY FOR WATER COOLER.		
E34	LOCATE HOUSE PHONES 12" FROM DOOR U.N.O., 44" AFF (TYPICAL)		
E93	UNFINISHED ALUMINUM DUCTWORK, COORDINATE LOCATIONS WITH ARCHITECTURAL CEILING ELEMENTS.		
ID0	INTERIOR DESIGN		
ID38	ALL EXPOSED CONDUIT AND PIPING TO BE PAINTED CEILING FINISH AS INDICATED ON DRAWINGS.		
ID60	TOWEL STORAGE CART IN RECHARGE TO BE OSE ITEM.		
ID62	MEDICINE BALLS IN RECHARGE TO BE OSE ITEM.		

NO.	DESCRIPTION	DATE	BY
-	ISSUED FOR DEMOLITION	06/09/17	MV
-	ISSUED TO FRANCHISE	06/09/17	MV
-	ISSUED FOR BID (ID ONLY)	07/21/17	MV
-	ISSUED TO FRANCHISE	08/17/17	MV
-	ISSUED FOR PERMIT	08/04/17	MV
-	FOR FINAL APPROVAL	10/02/17	MV
-	ISSUED FOR PERMIT	11/28/17	MV
-	RE-ISSUED FOR PERMIT	03/07/18	AN
-	REV. DETAILS ON A700.2	06/04/18	AVK
-	RE-90% FRANCHISE COMMENTS	06/04/18	AVK



ARCHITECTURE
URBAN PLANNING
INTERIORS
HOTELS/ HOUSING/ MIXED USE
1800.630.3750
CA-SERVICES
ca@mwtusa.com / 1800.717.5816



WARNING
IT IS A VIOLATION OF THE LAW FOR ANY PERSON, UNLESS ACTING UNDER THE DIRECTION OF THE ARCHITECT, TO ALTER OR REPRODUCE THESE DRAWINGS IN ANY WAY.

ALOFT
MEMPHIS
DOWNTOWN

63 NORTH B.B. KING BLVD.
MEMPHIS, TENNESSEE 38103

PROJECT NO.: 16 006
DATE: 04-12-2019
DRAWN BY:
CHKD. BY: MWT

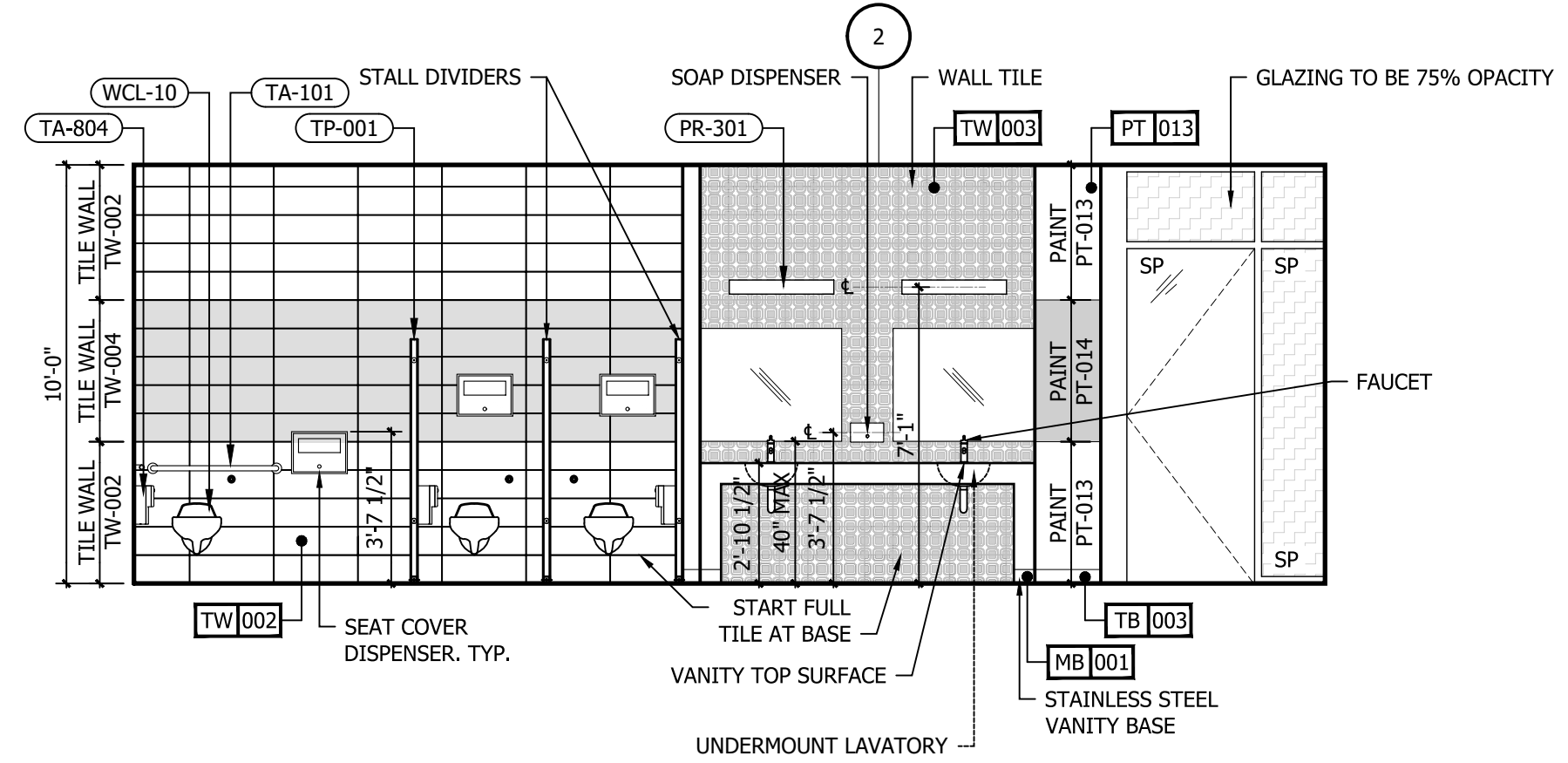
1st FLOOR
INTERIOR
ELEVATIONS

SHEET ID 401.8

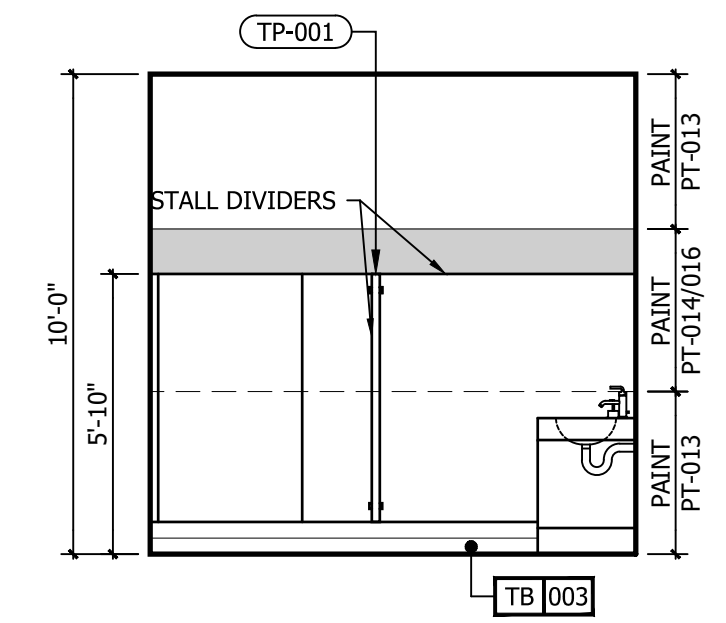
IMPORTANT NOTICE TO ALL CONTRACTORS AND OR SUBCONTRACTORS: (COMPLETE BUILDING SYSTEMS AND OR INSTALLATIONS)
IF AWARDED A CONTRACT FOR ANY PORTION OF WORK NEEDED TO COMPLETE THIS PROJECT YOU ARE AGREEING TO THE FOLLOWING TERMS:
1. YOU ARE A QUALIFIED CONTRACTOR AND OR SUBCONTRACTOR SPECIFICALLY IN PROVIDING A COMPLETE TURNKEY SERVICE IN YOUR TRADE OR PROFESSION FOR THE TYPE OF WORK AND SCOPE FOR THIS PROJECT.
2. YOU AGREE TO PROVIDE A COMPLETE DESIGN SOLUTION BASED ON THE ARCHITECT'S INTENDED DESIGN FOR THIS PROJECT.
3. YOUR BID INCLUDED ALL THE STEPS, PROCESSES, MATERIALS, PRODUCTS, GOVERNING PERMITS AND APPROVALS NECESSARY TO PROVIDE A COMPLETED AND WARRANTED SYSTEM OR INSTALLATION THAT DOES NOT REQUIRE ANOTHER CONTRACTOR OR PRODUCT TO COMPLETE YOUR SCOPE OF WORK.
4. YOUR BID MUST HAVE INCLUDED ANY DESIGN INFORMATION REFERENCED WITHIN ANY CIVIL, ARCHITECTURAL, STRUCTURAL, MECHANICAL, ELECTRICAL AND OR PLUMBING DRAWINGS. ALSO NOTE THESE DRAWINGS ARE SCHEMATIC AND ARE INTENDED TO SHOW ONLY BASIC CONCEPTS AND GENERAL INFORMATION THE COMPLETION OF YOUR WORK MAY INCLUDE OTHER STEPS, PROCESSES, MATERIALS, PRODUCTS, LABOR, GOVERNING PERMITS AND OR APPROVALS NECESSARY TO PROVIDE A COMPLETE SYSTEM INSTALLATION WHETHER SUGGESTED ON THE DRAWINGS OR NOT.
AS AN EXAMPLE: ITEMS AND OR TASKS LIKE: FIRE CALLS, DRAFT STOPS, FASTENERS, ANCHORS, EMBEDMENTS, DUMPSTERS, DEBRIS CLEAN UP, ETC. ARE YOUR RESPONSIBILITY. ANY WORK NOT COMPLETED IN A TIMELY MANNER, OR INCOMPLETE WORK WILL BE BILLED BACK TO THE CONTRACTOR AND OR SUBCONTRACTOR, AT THE OWNERS' DISCRETION.

NO.	DESCRIPTION	DATE	BY
-	ISSUED FOR DEMOLITION	06/09/17	MV
-	ISSUED TO FRANCHISE	06/09/17	MV
-	ISSUED FOR BID (ID ONLY)	07/21/17	MV
-	ISSUED TO FRANCHISE	08/17/17	MV
-	ISSUED FOR PERMIT	08/04/17	MV
-	FOR FINAL APPROVAL	10/02/17	MV
-	ISSUED FOR PERMIT	11/28/17	MV
-	RE-ISSUED FOR PERMIT	03/07/18	AN
-	REV. DETAILS ON A700.2	06/04/18	AVK
-	RE-90% FRANCHISE COMMENTS	06/04/18	AVK

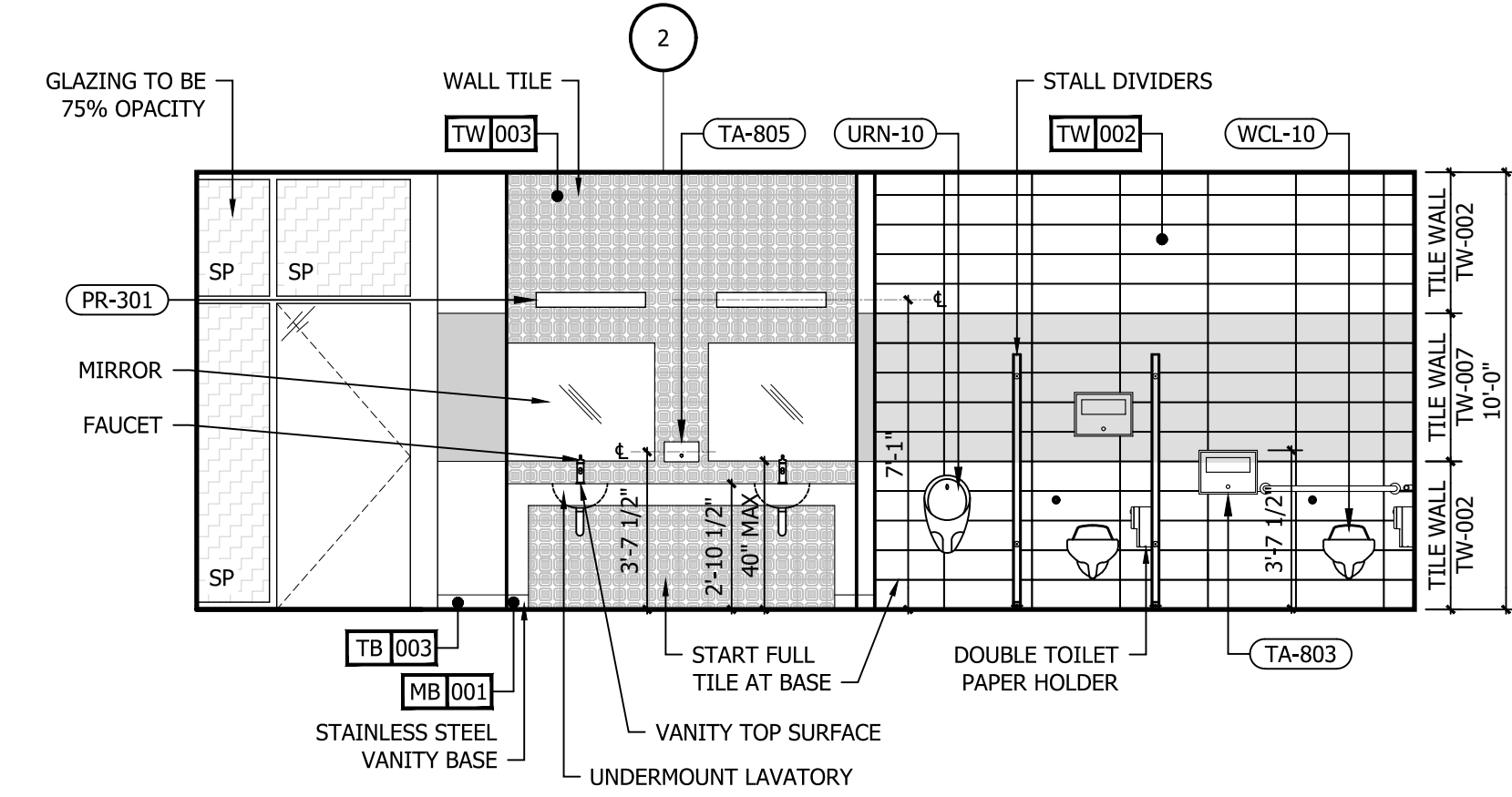
- REFERENCE NOTES**
- REFER TO DESIGN STANDARDS "LOBBY AREAS" CHAPTER FOR MAIN REQUIREMENTS RELATED TO THIS SHEET. ARCHITECT IS RESPONSIBLE FOR DESIGNING PROJECT IN ACCORDANCE WITH THE ENTIRE DESIGN STANDARDS.
 - REFER TO CRITERIA PLANS SERIES FOR ADDITIONAL INFORMATION.
 - REFER TO ELECTRICAL SECTION OF BPM FOR SWITCH TYPE AND COVER.
- GENERAL NOTES**
- G.C. TO PROVIDE BLOCKING AND / OR STRAPPING FOR ALL ITEMS ATTACHED TO WALLS OR MOUNTED TO CEILING. ARCHITECT OF RECORD TO REVIEW.



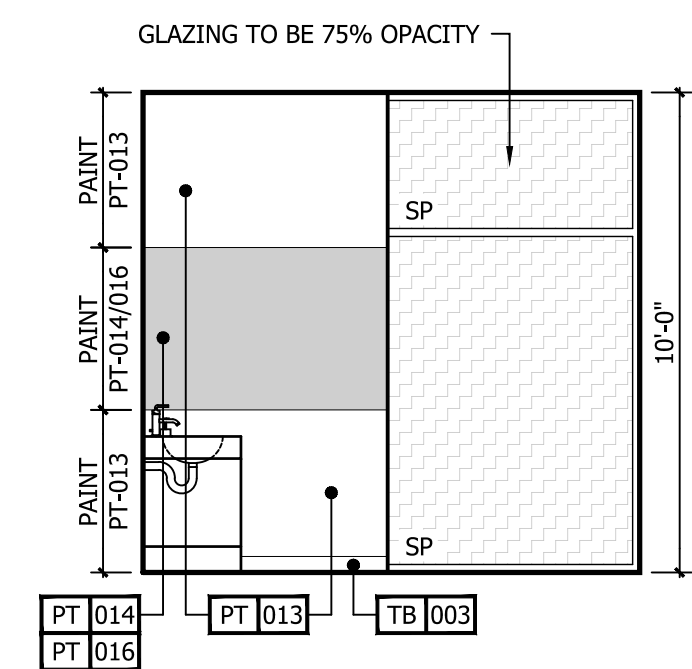
6 INT. ELEVATION - WOMEN'S RESTROOMS
1/4" = 1'-0"



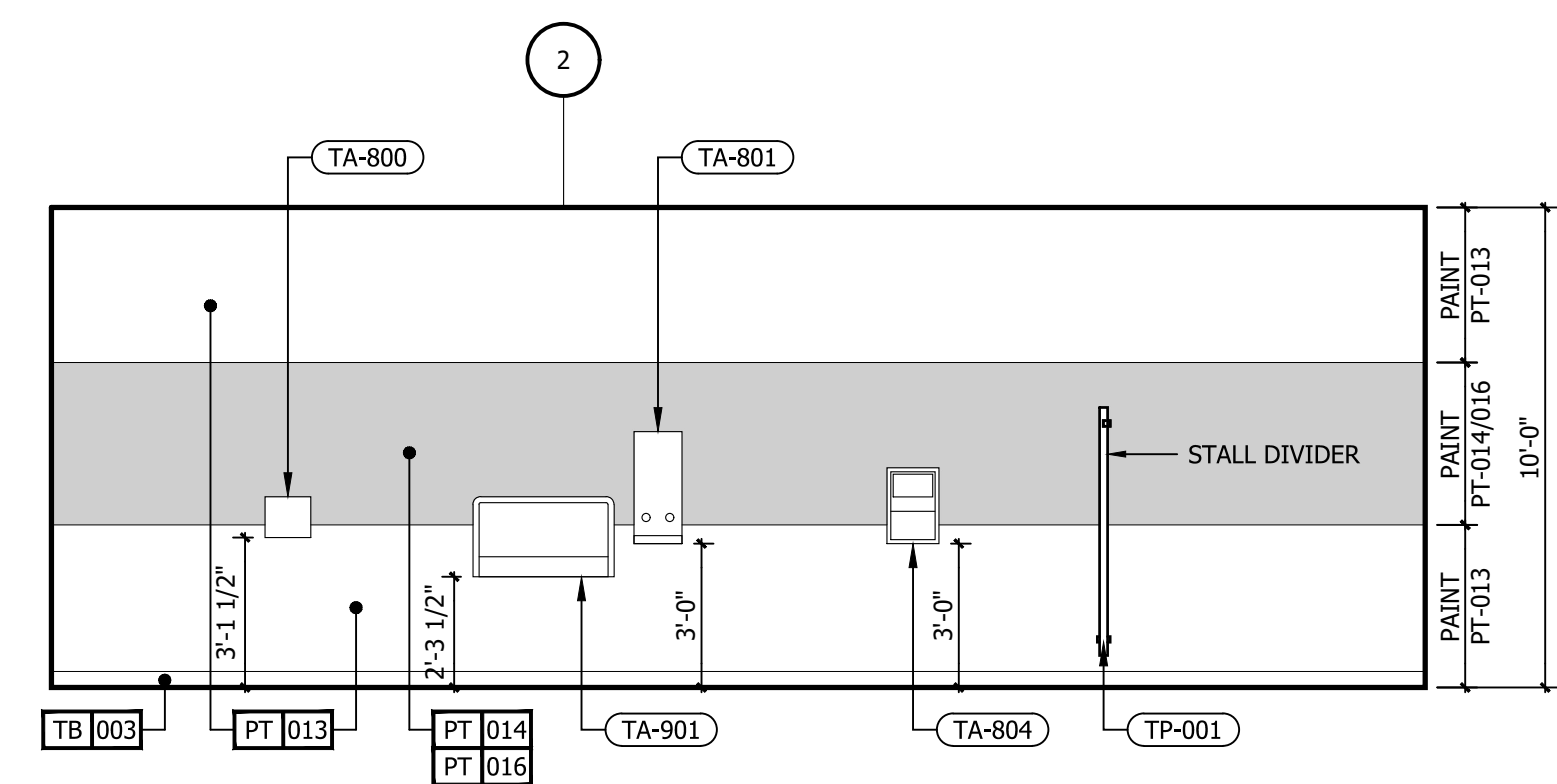
5 INT. ELEVATION - WOMEN'S/MEN'S RESTROOMS
1/4" = 1'-0"



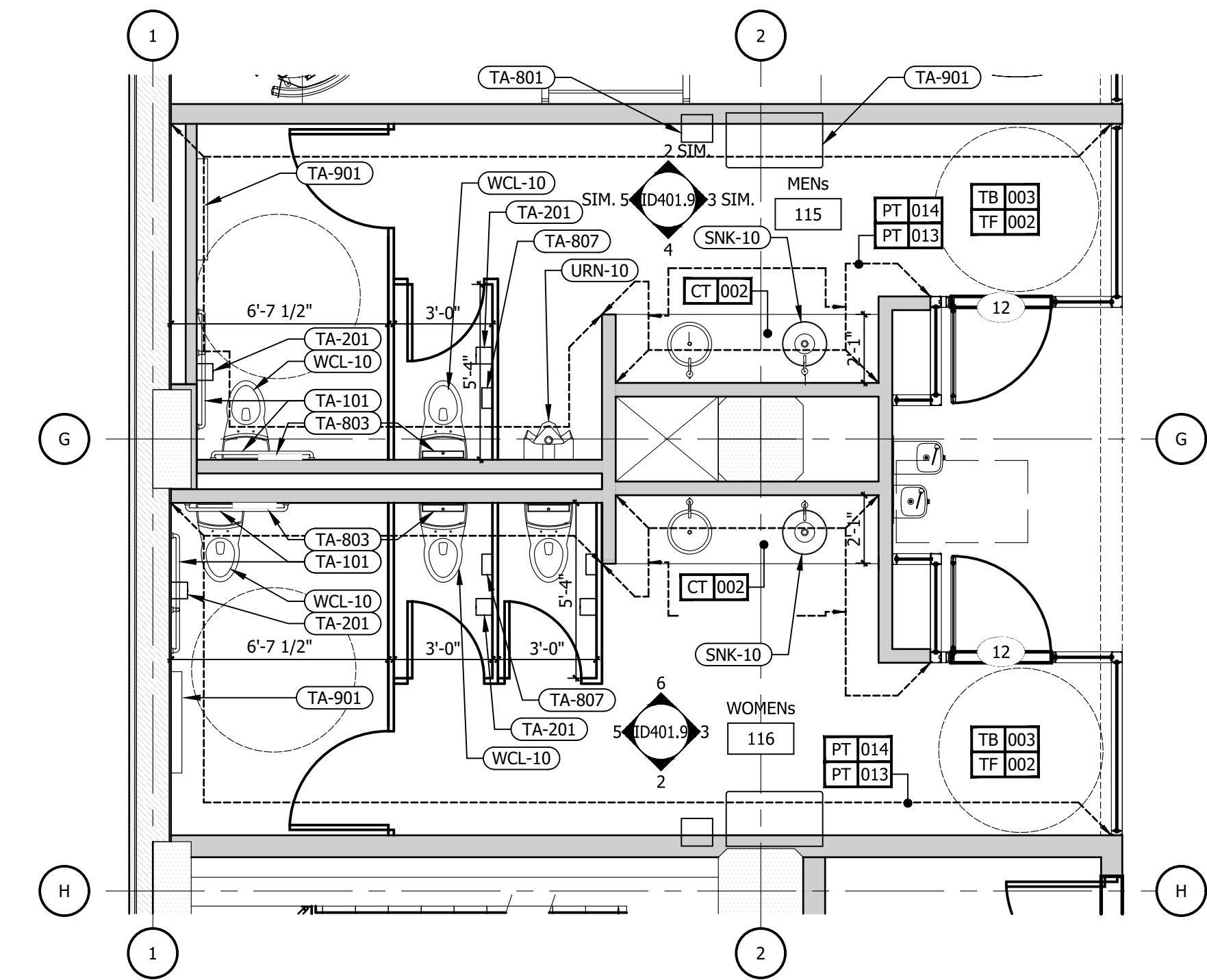
4 INT. ELEVATION - MEN'S RESTROOMS
1/4" = 1'-0"



3 INT. ELEVATION - WOMEN'S/MEN'S RESTROOMS
1/4" = 1'-0"




2 INT. ELEVATION - WOMEN'S/MEN'S RESTROOMS
1/4" = 1'-0"




1 ENLARGED FIRST FLOOR PLAN - PUBLIC RESTROOMS
1/4" = 1'-0"

IMPORTANT NOTICE TO ALL CONTRACTORS AND OR SUBCONTRACTORS: (COMPLETE BUILDING SYSTEMS AND OR INSTALLATIONS)

- IF AWARDED A CONTRACT FOR ANY PORTION OF WORK NEEDED TO COMPLETE THIS PROJECT YOU ARE AGREEING TO THE FOLLOWING TERMS:
- YOU ARE A QUALIFIED CONTRACTOR AND OR SUBCONTRACTOR SPECIFICALLY IN PROVIDING A COMPLETE TURNKEY SERVICE IN YOUR TRADE OR PROFESSION FOR THE TYPE OF WORK AND SCOPE FOR THIS PROJECT.
- YOUR BID INCLUDED ALL THE STEPS, PROCESSES, MATERIALS, PRODUCTS, GOVERNING PERMITS AND APPROVALS NECESSARY TO PROVIDE A COMPLETED AND WARRANTED SYSTEM OR INSTALLATION THAT DOES NOT REQUIRE ANOTHER CONTRACTOR OR PRODUCT TO COMPLETE YOUR SCOPE OF WORK.
- YOUR BID MUST HAVE INCLUDED ANY DESIGN INFORMATION REFERENCED WITHIN ANY CIVIL, ARCHITECTURAL, STRUCTURAL, MECHANICAL, ELECTRICAL AND OR PLUMBING DRAWINGS. ALSO NOTE THESE DRAWINGS ARE SCHEMATIC AND ARE INTENDED TO SHOW ONLY BASIC CONCEPTS AND GENERAL INFORMATION THE COMPLETION OF YOUR WORK MAY INCLUDE OTHER STEPS, PROCESSES, MATERIALS, PRODUCTS, LABOR, GOVERNING PERMITS AND OR APPROVALS NECESSARY TO PROVIDE A COMPLETE SYSTEM INSTALLATION WHETHER SUGGESTED ON THE DRAWINGS OR NOT.
- AS AN EXAMPLE: ITEMS AND OR TASKS LIKE: FIRE CALLS, DRAFT STOPS, FASTENERS, ANCHORS, EMBEDMENTS, DUMPSTERS, DEBRIS CLEAN UP, ETC. ARE YOUR RESPONSIBILITY. ANY WORK NOT COMPLETED IN A TIMELY MANNER, OR INCOMPLETE WORK WILL BE BILLED BACK TO THE CONTRACTOR AND OR SUBCONTRACTOR, AT THE OWNERS' DISCRETION.



ARCHITECTURE
URBAN PLANNING
INTERIORS
HOTELS/ HOUSING/ MIXED USE
1800.630.3750
CA-SERVICES
ca@mwtusa.com / 1800.717.5816



WARNING
IT IS A VIOLATION OF THE LAW FOR ANY PERSON, UNLESS ACTING UNDER THE DIRECTION OF THE ARCHITECT TO ALTER OR REPRODUCE THESE DRAWINGS IN ANY WAY.

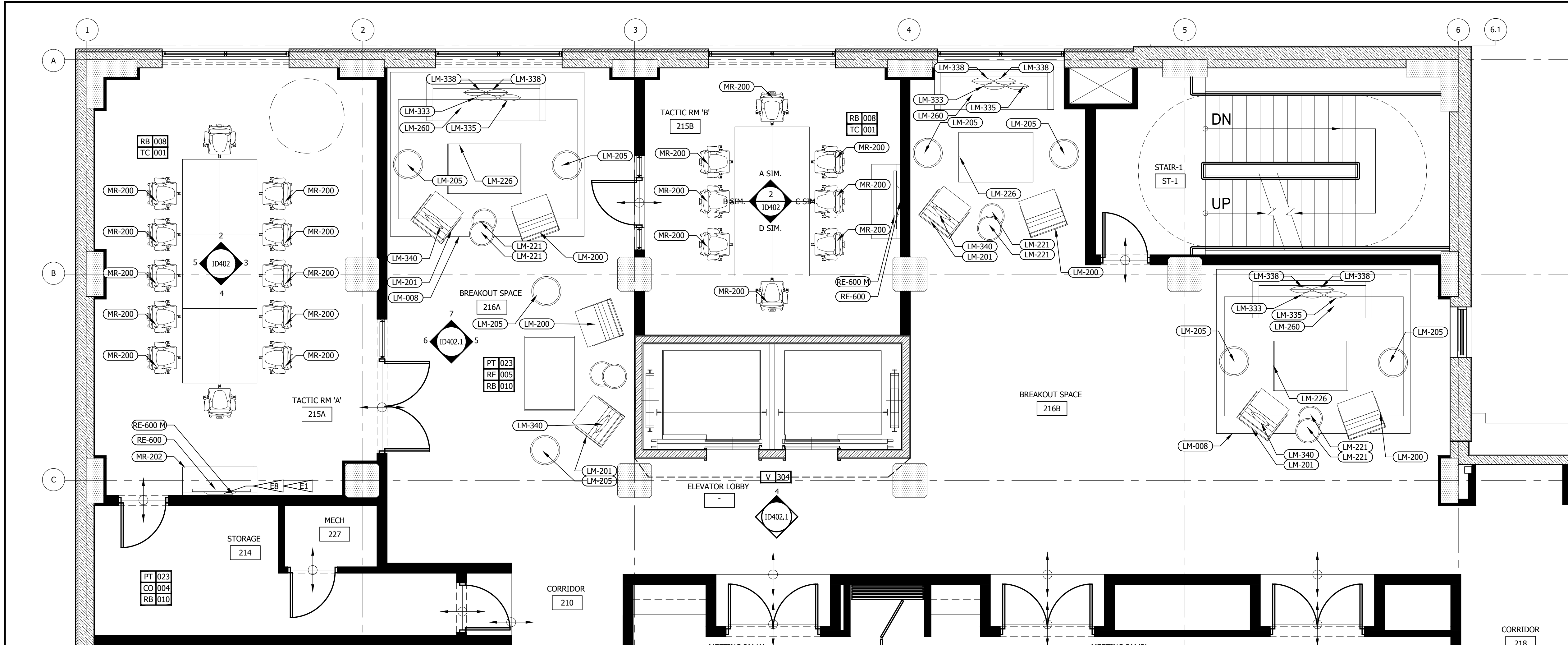
**ALOFT
MEMPHIS
DOWNTOWN**

63 NORTH B.B. KING BLVD.
MEMPHIS, TENNESSEE 38103

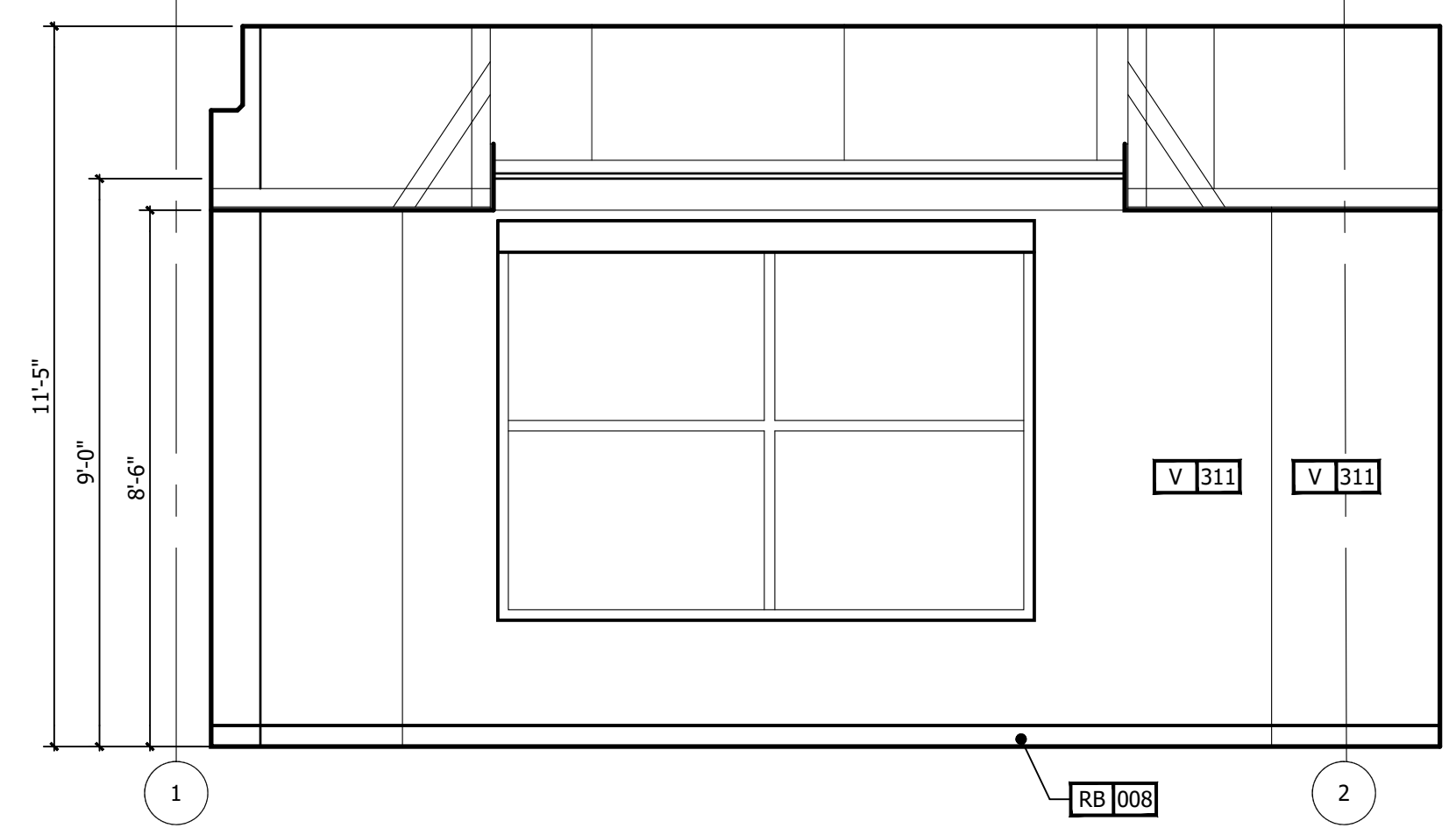
PROJECT NO.: 16 006
DATE: 04-12-2019
DRAWN BY:
CHKD. BY: MWT

**1st FLOOR
INTERIOR
ELEVATIONS**

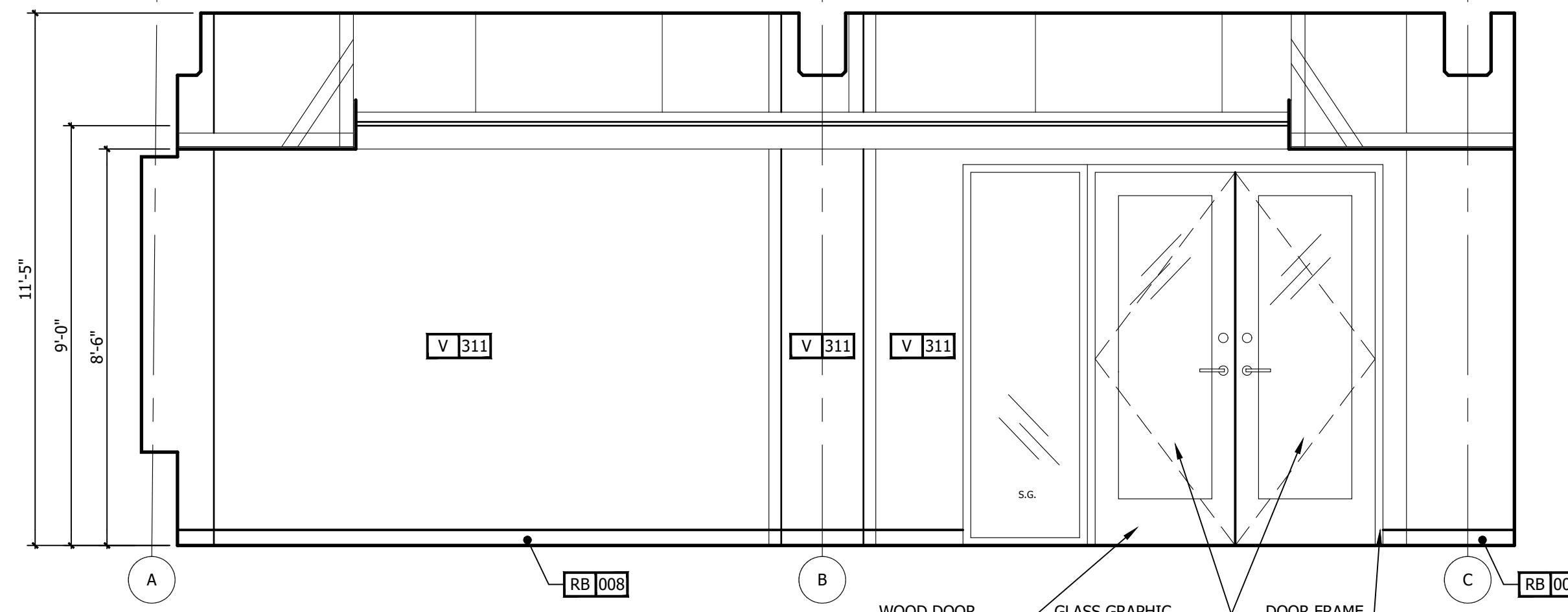
SHEET ID 401.9



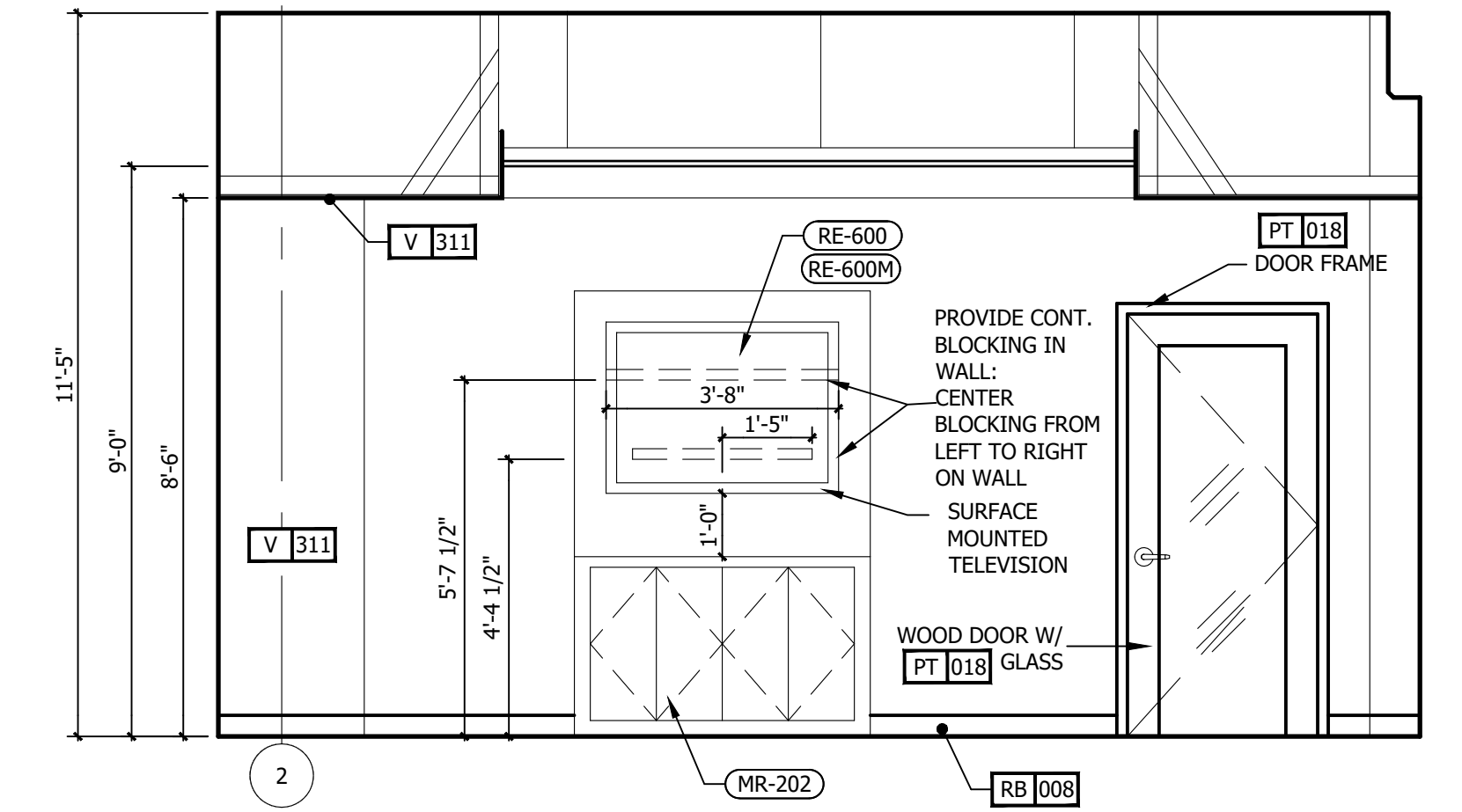
1 ENLARGE SECOND FLOOR PLAN - TACTIC & BREAKOUT SPACE
SCALE: 1/4" = 1'-0"



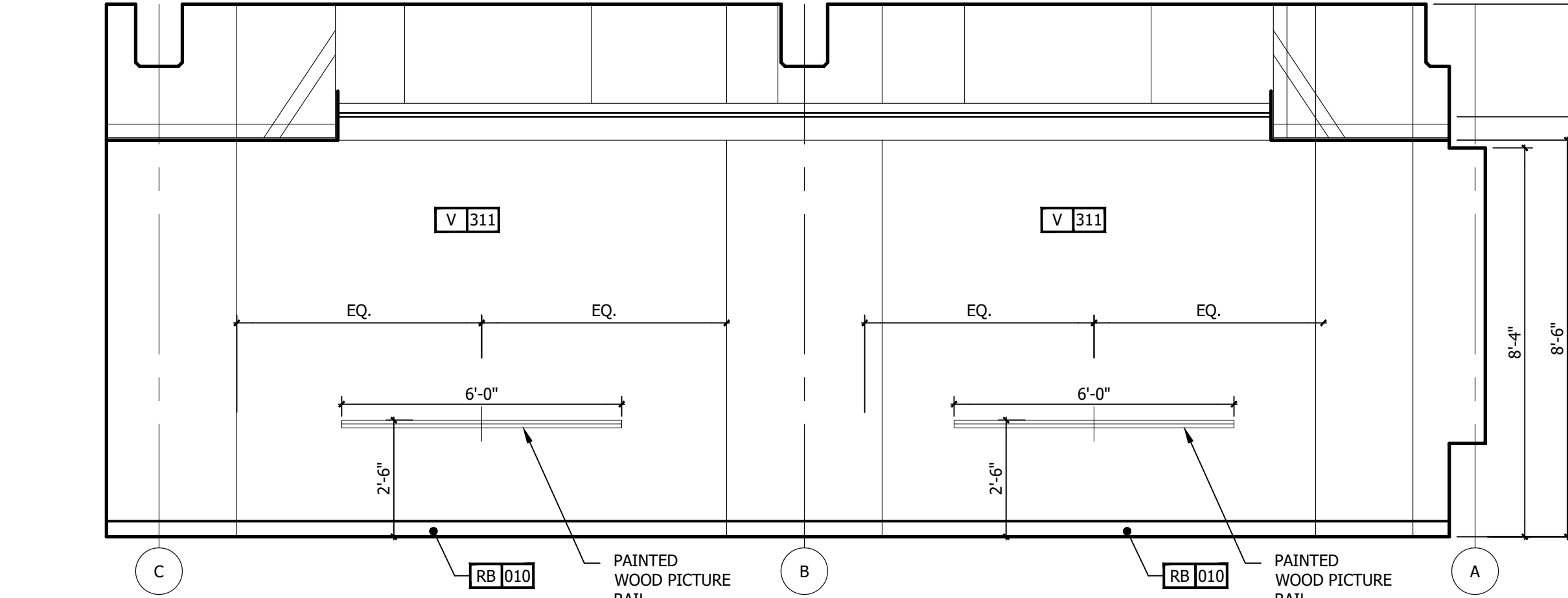
2 INT. ELEVATION - TACTIC
3/8" = 1'-0"



3 INT. ELEVATION - TACTIC
3/8" = 1'-0"



4 INT. ELEVATION - TACTIC
3/8" = 1'-0"



5 INT. ELEVATION TACTIC
3/8" = 1'-0"

REFERENCE NOTES	
A.	REFER TO DESIGN STANDARDS "MEETING SPACES" CHAPTER FOR MAIN REQUIREMENTS RELATED TO THIS SHEET.
B.	REFER TO THE 700 SERIES CRITERIA PLANS FOR MORE INFORMATION.
C.	REFER TO ELECTRICAL SECTION OF BPM FOR SWITCH TYPE AND COVER.
GENERAL NOTES	
A.	LOCATE BLACKOUTS BEHIND SHEERS. DRAPERY PULL WANDS ARE LOOP TYPE HANDLES AND 48" MAX AFF.
B.	MEETING ROOM DOWN LIGHTS ARE DIMMABLE WITH 10%-100% DIMMING BALLAST. COORDINATE WITH INDIVIDUAL MEETING ROOM LIGHTING CONTROLS.
C.	G.C. TO PROVIDE BLOCKING AND / OR STRAPPING FOR ALL ITEMS ATTACHED TO WALLS OR MOUNTED TO CEILING. ARCHITECT OF RECORD TO REVIEW.
CRITERIA NOTES	
CRITERIA NOTES ARE SHOWN CATEGORIZED BY DISCIPLINE AND COULD BE INTERPRETED TO APPLY TO MORE THAN ONE DISCIPLINE. FOR EFFICIENCY, NOTES ARE ONLY SHOWN UNDER ONE PREDOMINANT DISCIPLINE. CONSULTANTS SHOULD FAMILIARIZE THEMSELVES WITH ALL CRITERIA NOTES.	
ENGINEERING	
E1	GANG OUTLETS AND SWITCHES AT THIS LOCATION @ HEIGHT SHOWN.
E8	PROVIDE DATA, TV CABLE, & DUPLEX OUTLET DEDICATED TO TV. MOUNT AT HEIGHT SHOWN ON DRAWING
INTERIOR DESIGN	
ID43	REFER TO THE ALOFT WINDOW TREATMENT PACKAGE FOR ROLLER SHADE SPECIFICATIONS.

NO.	DESCRIPTION	DATE	BY
-	ISSUED FOR DEMOLITION	06/09/17	MV
-	ISSUED TO FRANCHISE	06/09/17	MV
-	ISSUED FOR BID (ID ONLY)	07/21/17	MV
-	ISSUED TO FRANCHISE	08/17/17	MV
-	ISSUED FOR PERMIT	08/04/17	MV
-	FOR FINAL APPROVAL	10/02/17	MV
-	ISSUED FOR PERMIT	11/28/17	MV
-	RE-ISSUED FOR PERMIT	03/07/18	AN
-	REV. DETAILS ON A700.2	06/04/18	AVK
-	RE-90% FRANCHISE COMMENTS		
		06/04/18	AVK



ARCHITECTURE
URBAN PLANNING
INTERIORS
HOTELS/ HOUSING/ MIXED USE
1800.630.3750
CA-SERVICES
ca@mwtusa.com / 1800.717.5816



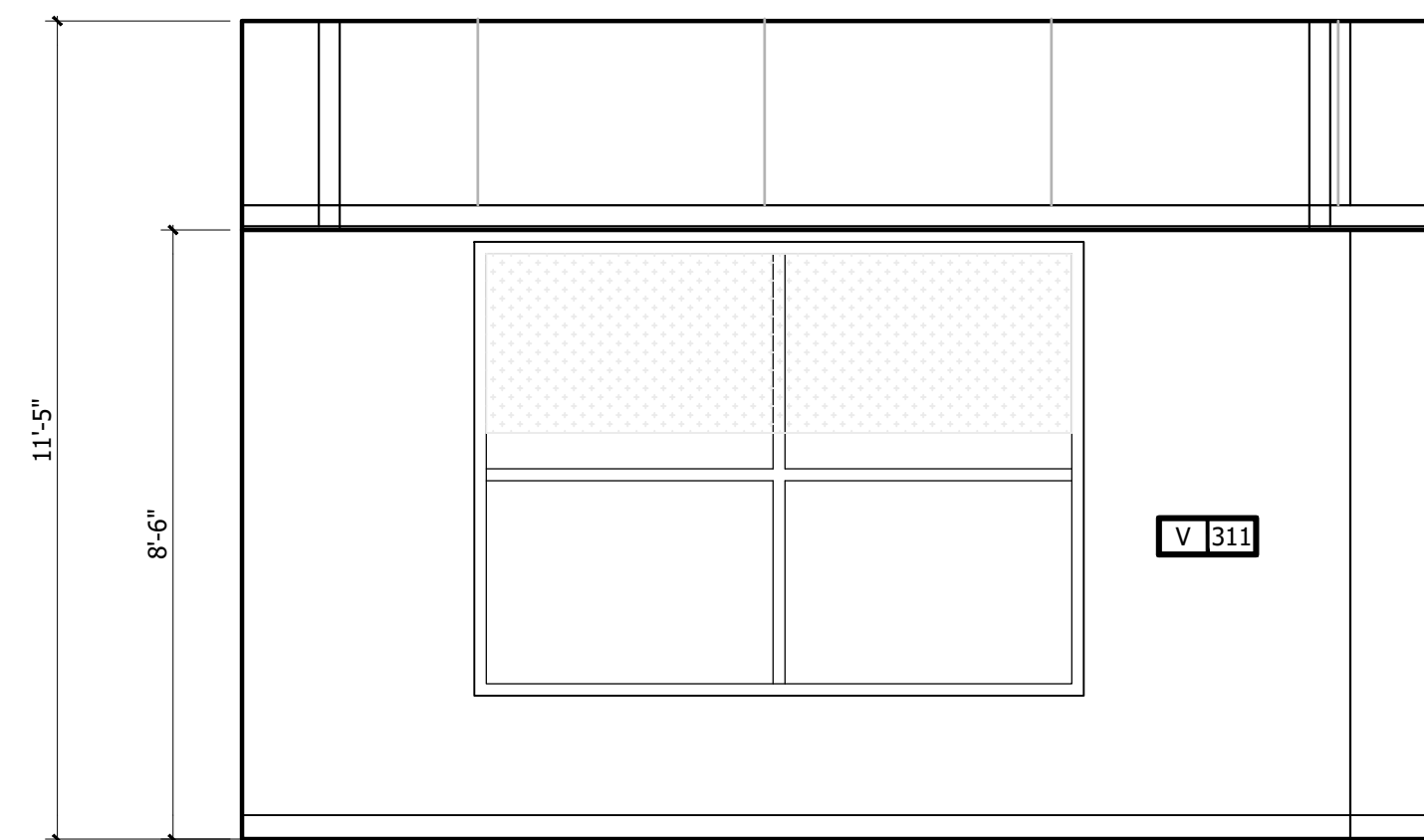
WARNING
IT IS A VIOLATION OF THE LAW FOR ANY PERSON, UNLESS ACTING UNDER THE DIRECTION OF THE ARCHITECT, TO ALTER OR REPRODUCE THESE DRAWINGS IN ANY WAY.

ALOFT
MEMPHIS
DOWNTOWN
63 NORTH B.B. KING BLVD.
MEMPHIS, TENNESSEE 38103

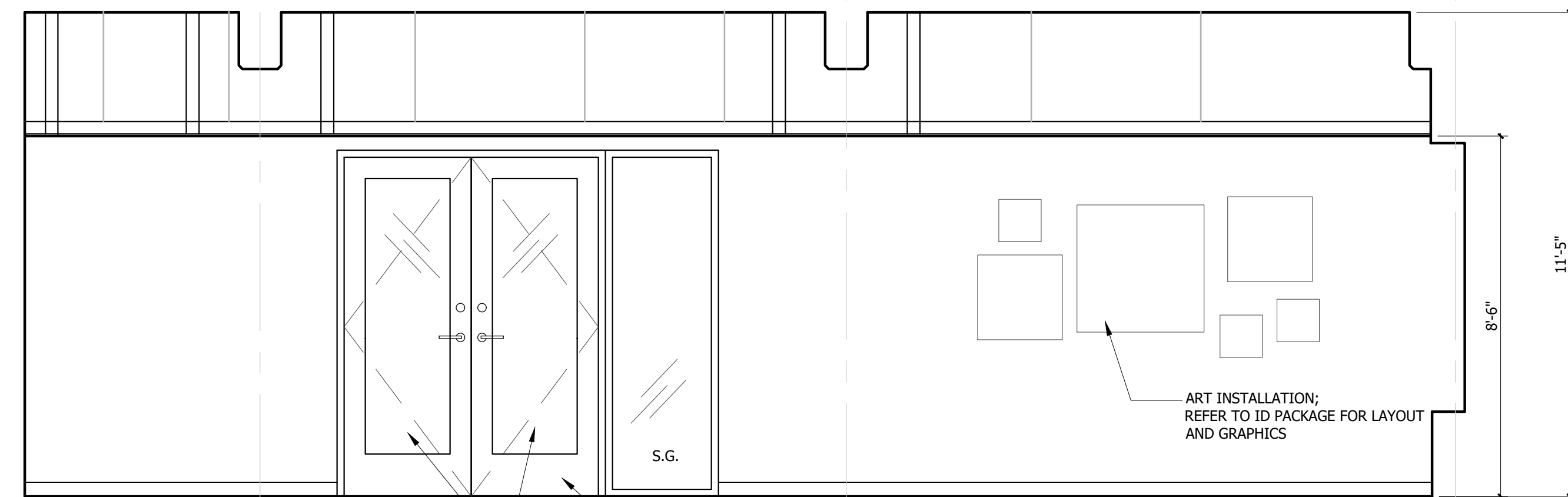
PROJECT NO.: 16 006
DATE: 04-12-2019
DRAWN BY:
CHKD. BY: MWT

2nd FLOOR -
ENLARGED PLANS
& ELEVATIONS
SHEET ID 402

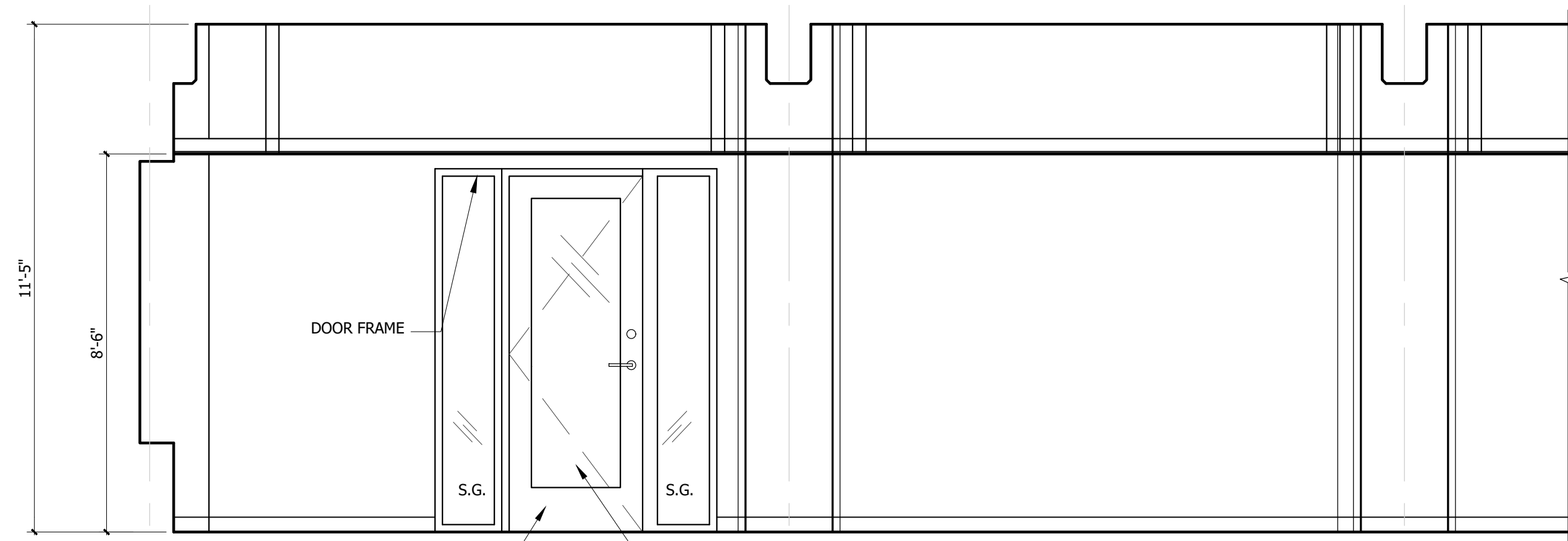
IMPORTANT NOTICE TO ALL CONTRACTORS AND OR SUBCONTRACTORS: (COMPLETE BUILDING SYSTEMS AND OR INSTALLATIONS)
IF AWARDED A CONTRACT FOR ANY PORTION OF WORK NEEDED TO COMPLETE THIS PROJECT YOU ARE AGREEING TO THE FOLLOWING TERMS:
1. YOU ARE A QUALIFIED CONTRACTOR AND OR SUBCONTRACTOR SPECIFICALLY IN PROVIDING A COMPLETE TURNKEY SERVICE IN YOUR TRADE OR PROFESSION FOR THE TYPE OF WORK AND SCOPE FOR THIS PROJECT.
2. YOU AGREE TO PROVIDE A COMPLETE DESIGN-BUILD SOLUTION BASED ON THE ARCHITECT'S INTENDED DESIGN FOR THIS PROJECT.
3. YOUR BID INCLUDED ALL THE STEPS, PROCESSES, MATERIALS, PRODUCTS, GOVERNING PERMITS AND APPROVALS NECESSARY TO PROVIDE A COMPLETED AND WARRANTED SYSTEM ON INSTALLATION THAT DOES NOT REQUIRE ANOTHER CONTRACTOR OR PRODUCT TO COMPLETE YOUR SCOPE OF WORK.
4. YOUR BID MUST HAVE INCLUDED ANY DESIGN INFORMATION REFERENCED WITHIN ANY CIVIL, ARCHITECTURAL, STRUCTURAL, MECHANICAL, ELECTRICAL AND OR PLUMBING DRAWINGS. ALSO NOTE THESE DRAWINGS ARE SCHEMATIC AND ARE INTENDED TO SHOW ONLY BASIC CONCEPTS AND GENERAL INFORMATION. THE COMPLETION OF YOUR WORK MAY INCLUDE OTHER STEPS, PROCESSES, MATERIALS, PRODUCTS, LABOR, GOVERNING PERMITS AND OR APPROVALS NECESSARY TO PROVIDE A COMPLETE SYSTEM INSTALLATION WHETHER SUGGESTED ON THE DRAWINGS OR NOT.
5. AS AN EXAMPLE: ITEMS AND OR TASKS LIKE: FIRE CALLS, DRAFT STOPS, FASTENERS, ANCHORS, EMBEDMENTS, DUMPSTERS, DEBRIS CLEAN UP, ETC. ARE YOUR RESPONSIBILITY. ANY WORK NOT COMPLETED IN A TIMELY MANNER, OR INCOMPLETE WORK WILL BE BILLED BACK TO THE CONTRACTOR AND OR SUBCONTRACTOR, AT THE OWNERS' DISCRETION.



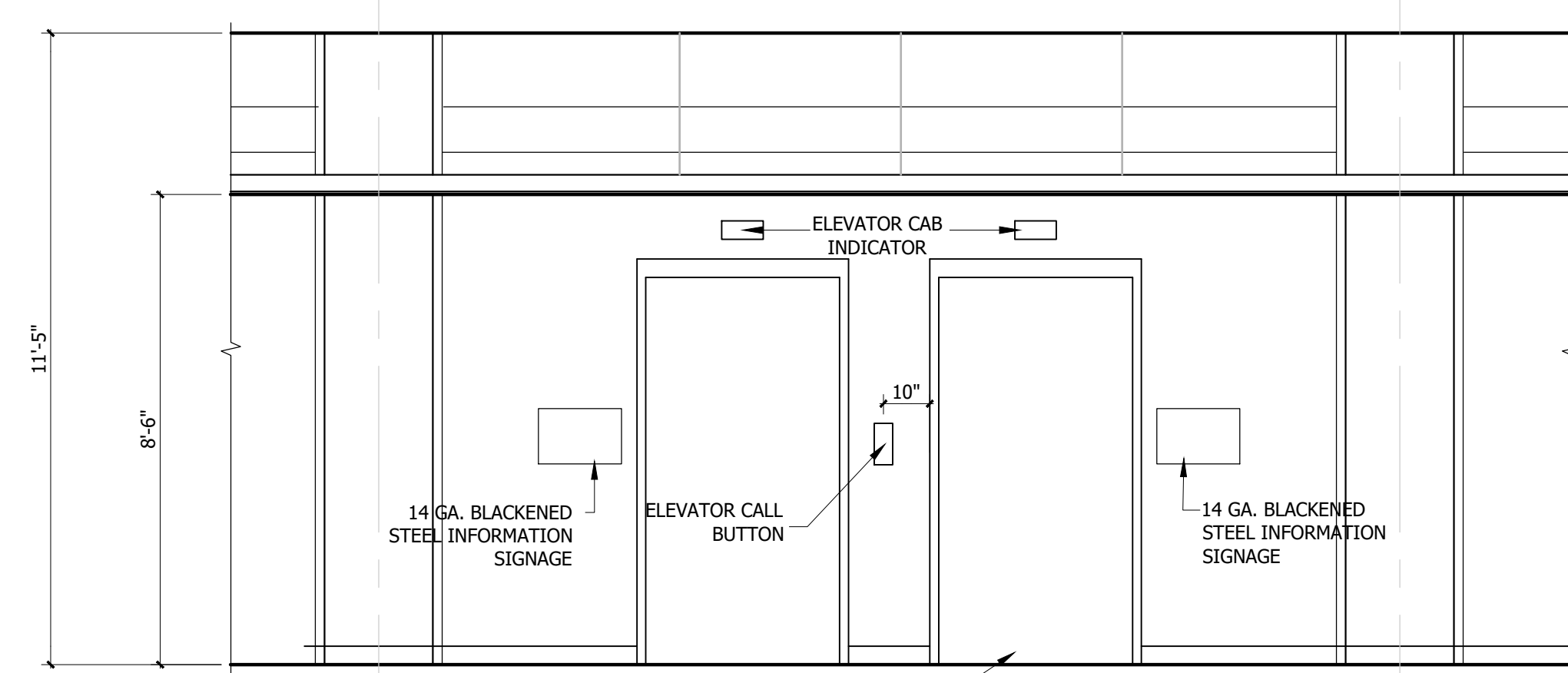
7 INT. ELEVATION
3/8" = 1'-0"



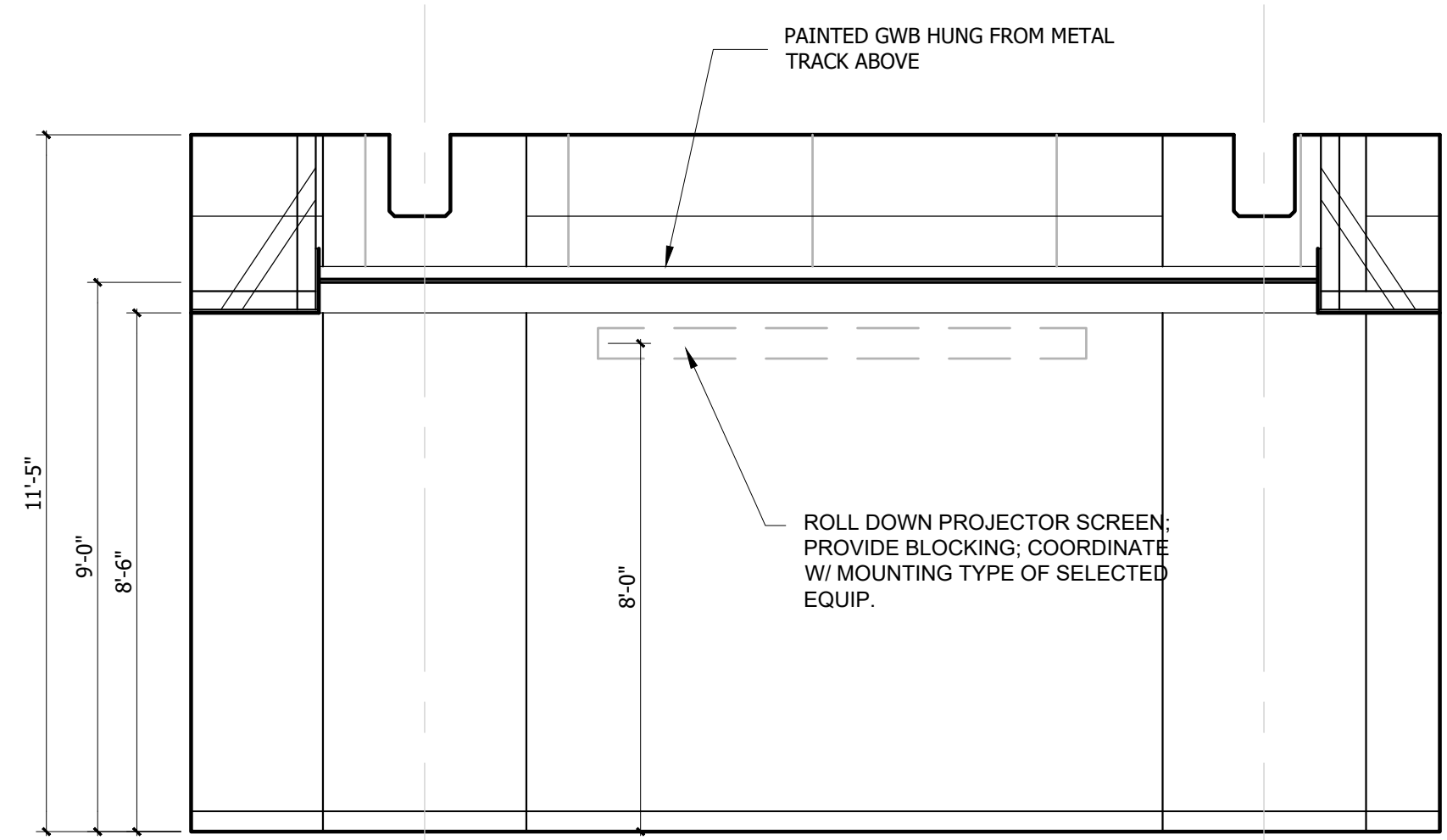
6 INT. ELEVATION
3/8" = 1'-0"



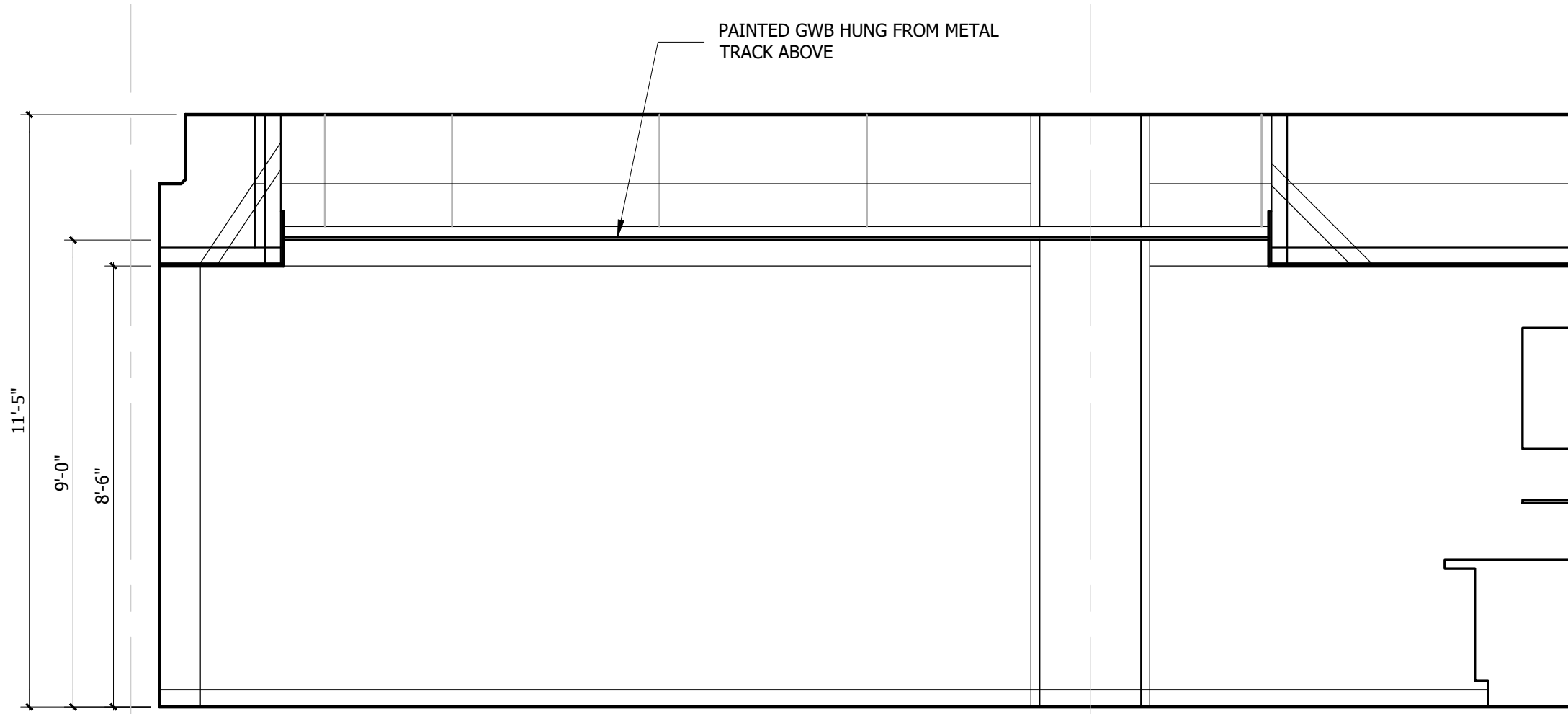
5 INT. ELEVATION BREAKOUT SPACE
3/8" = 1'-0"



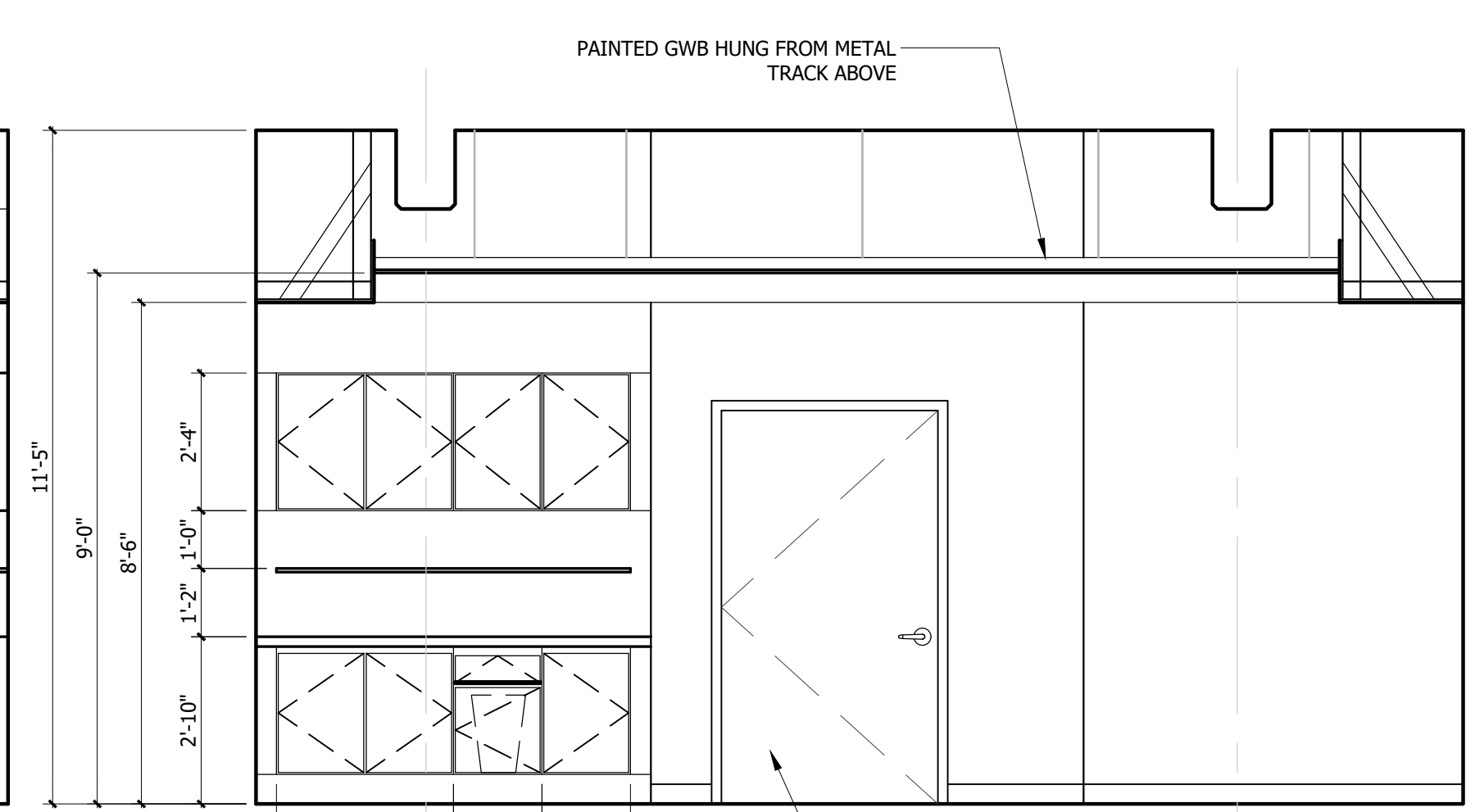
4 INT. ELEVATION ELEVATOR LOBBY
3/8" = 1'-0"



3 INT. ELEVATION - THEATER
3/8" = 1'-0"



2 INT. ELEVATION - THEATER
3/8" = 1'-0"



1 INT. ELEVATION - THEATER
3/8" = 1'-0"

REFERENCE NOTES	
A.	REFER TO DESIGN STANDARDS "MEETING SPACES" CHAPTER FOR MAIN REQUIREMENTS RELATED TO THIS SHEET.
B.	REFER TO THE 700 SERIES CRITERIA PLANS FOR MORE INFORMATION.
C.	REFER TO ELECTRICAL SECTION OF BPM FOR SWITCH TYPE AND COVER.


GENERAL NOTES	
A.	LOCATE BLACKOUTS BEHIND SHEERS. DRAPERY PULL WANDS ARE LOOP TYPE HANDLES AND 48" MAX AFF.
B.	MEETING ROOM DOWN LIGHTS ARE DIMMABLE WITH 10%-100% DIMMING BALLAST. COORDINATE WITH INDIVIDUAL MEETING ROOM LIGHTING CONTROLS.
C.	G.C. TO PROVIDE BLOCKING AND / OR STRAPPING FOR ALL ITEMS ATTACHED TO WALLS OR MOUNTED TO CEILING. ARCHITECT OF RECORD TO REVIEW.

CRITERIA NOTES	
CRITERIA NOTES ARE SHOWN CATEGORIZED BY DISCIPLINE AND COULD BE INTERPRETED TO APPLY TO MORE THAN ONE DISCIPLINE. FOR EFFICIENCY, NOTES ARE ONLY SHOWN UNDER ONE PREDOMINANT DISCIPLINE. CONSULTANTS SHOULD FAMILIARIZE THEMSELVES WITH ALL CRITERIA NOTES.	

ENGINEERING	
E1	GANG OUTLETS AND SWITCHES AT THIS LOCATION @ HEIGHT SHOWN.
E8	PROVIDE DATA, TV CABLE, & DUPLEX OUTLET DEDICATED TO TV. MOUNT AT HEIGHT SHOWN ON DRAWING

INTERIOR DESIGN	
ID43	REFER TO THE ALOFT WINDOW TREATMENT PACKAGE FOR ROLLER SHADE SPECIFICATIONS.

NO.	DESCRIPTION	DATE	BY
-	ISSUED FOR DEMOLITION	06/09/17	MV
-	ISSUED FOR FRANCHISE	06/09/17	MV
-	ISSUED FOR BID (ID ONLY)	07/21/17	MV
-	ISSUED FOR PERMIT	08/17/17	MV
-	ISSUED FOR PERMIT	08/04/17	MV
-	FOR FINAL APPROVAL	10/02/17	MV
-	ISSUED FOR PERMIT	11/28/17	MV
-	RE-ISSUED FOR PERMIT	03/07/18	AN
-	REV. DETAILS ON A700.2	06/04/18	AVK
-	RE-90% FRANCHISE COMMENTS	06/04/18	AVK



ARCHITECTURE
URBAN PLANNING
INTERIORS
HOTELS/ HOUSING/ MIXED USE
1800.630.3750
CA-SERVICES
ca@mwtusa.com / 1800.717.5816



WARNING
IT IS A VIOLATION OF THE LAW FOR ANY PERSON, UNLESS ACTING UNDER THE DIRECTION OF THE ARCHITECT, TO ALTER OR REPRODUCE THESE DRAWINGS IN ANY WAY.

**ALOFT
MEMPHIS
DOWNTOWN**

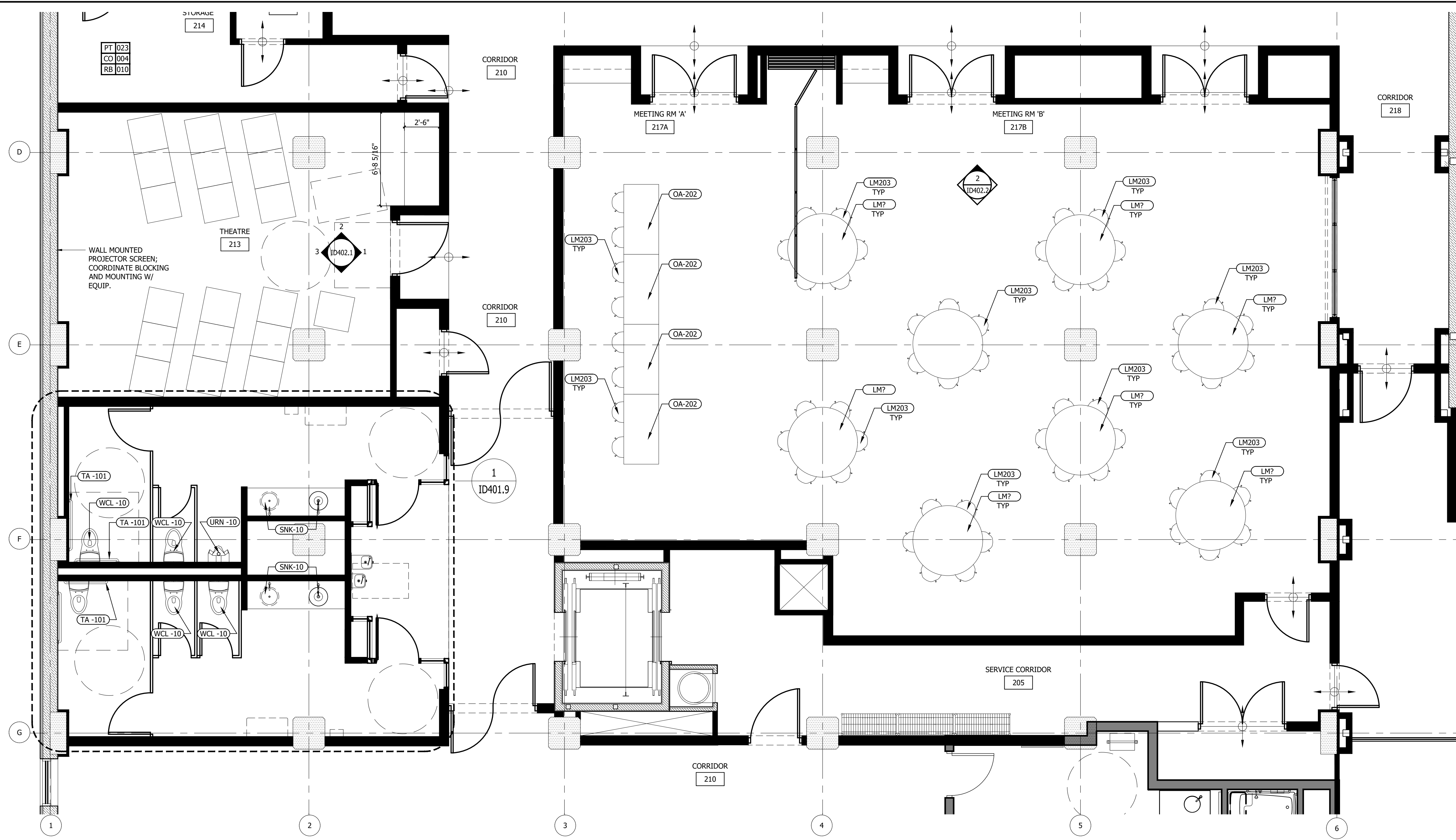
63 NORTH B.B. KING BLVD.
MEMPHIS, TENNESSEE 38103

PROJECT NO.: 16 006
DATE: 04-12-2019
DRAWN BY:
CHKD. BY: MWT

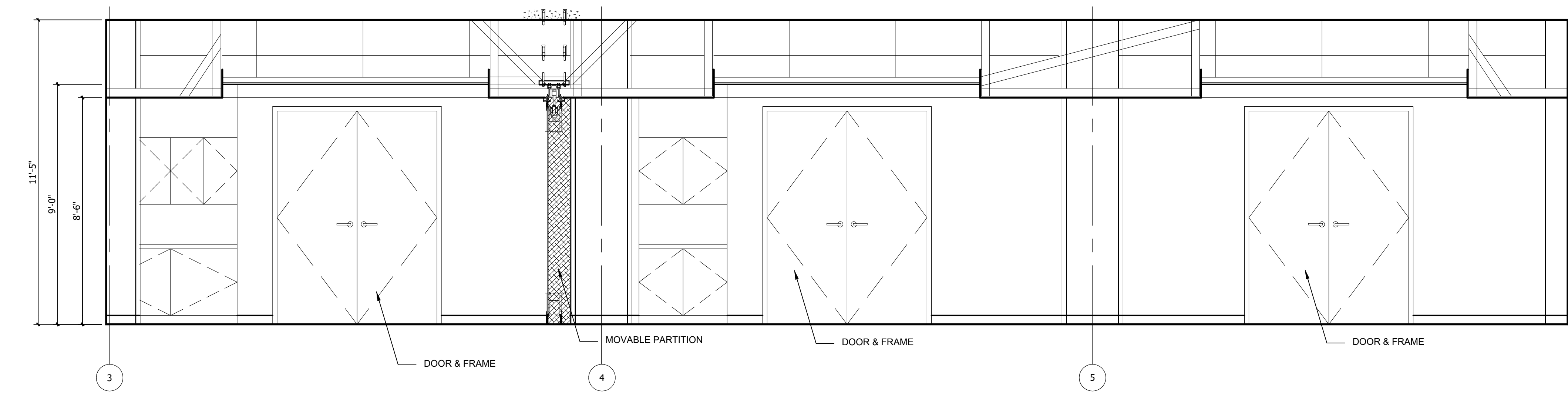
**2nd FLOOR -
ENLARGED PLANS
& ELEVATIONS**
SHEET ID 402.1

IMPORTANT NOTICE TO ALL CONTRACTORS AND OR SUBCONTRACTORS: (COMPLETE BUILDING SYSTEMS AND OR INSTALLATIONS)
IF AWARDED A CONTRACT FOR ANY PORTION OF WORK NEEDED TO COMPLETE THIS PROJECT YOU ARE AGREEING TO THE FOLLOWING TERMS:
1. YOU ARE A QUALIFIED CONTRACTOR AND OR SUBCONTRACTOR SPECIFICALLY IN PROVIDING A COMPLETE TURNKEY SERVICE IN YOUR TRADE OR PROFESSION FOR THE TYPE OF WORK AND SCOPE FOR THIS PROJECT.
2. YOU AGREE TO PROVIDE A COMPLETE DESIGN-BUILD SOLUTION BASED ON THE ARCHITECT'S INTENDED DESIGN FOR THIS PROJECT.
3. YOUR BID INCLUDED ALL THE STEPS, PROCESSES, MATERIALS, PRODUCTS, GOVERNING PERMITS AND APPROVALS NECESSARY TO PROVIDE A COMPLETED AND WARRANTED SYSTEM OR INSTALLATION THAT DOES NOT REQUIRE ANOTHER CONTRACTOR OR PRODUCT TO COMPLETE YOUR SCOPE OF WORK.
4. YOUR BID MUST HAVE INCLUDED ANY DESIGN INFORMATION REFERENCED WITHIN ANY CIVIL, ARCHITECTURAL, STRUCTURAL, MECHANICAL, ELECTRICAL AND OR PLUMBING DRAWINGS. ALSO NOTE THESE DRAWINGS ARE SCHEMATIC AND ARE INTENDED TO SHOW ONLY BASIC CONCEPTS AND GENERAL INFORMATION. THE COMPLETION OF YOUR WORK MAY INCLUDE OTHER STEPS, PROCESSES, MATERIALS, PRODUCTS, LABOR, GOVERNING PERMITS AND OR APPROVALS NECESSARY TO PROVIDE A COMPLETE SYSTEM INSTALLATION WHETHER SUGGESTED ON THE DRAWINGS OR NOT.
5. AS AN EXAMPLE: ITEMS AND OR TASKS LIKE: FIRE CALLS, DRAFT STOPS, FASTENERS, ANCHORS, EMBEDMENTS, DUMPSTERS, DEBRIS CLEAN UP, ETC. ARE YOUR RESPONSIBILITY. ANY WORK NOT COMPLETED IN A TIMELY MANNER, OR INCOMPLETE WORK WILL BE BILLED BACK TO THE CONTRACTOR AND OR SUBCONTRACTOR, AT THE OWNERS' DISCRETION.

NO.	DESCRIPTION	DATE	BY
-	ISSUED FOR DEMOLITION	06/09/17	MV
-	ISSUED TO FRANCHISE	06/09/17	MV
-	ISSUED FOR BID (ID ONLY)	07/21/17	MV
-	ISSUED TO FRANCHISE	08/17/17	MV
-	ISSUED FOR PERMIT	08/04/17	MV
-	FOR FINAL APPROVAL	10/02/17	MV
-	ISSUED FOR PERMIT	11/28/17	MV
-	RE-ISSUED FOR PERMIT	03/07/18	AN
-	REV. DETAILS ON A700.2	06/04/18	AVK
-	RE-90% FRANCHISE COMMENTS	06/04/18	AVK




2 ENLARGE SECOND FLOOR PLAN - MEETING AREAS
1/4" = 1'-0"



1 INTERIOR ELEVATIONS - MEETING
3/8" = 1'-0"

IMPORTANT NOTICE TO ALL CONTRACTORS AND OR SUBCONTRACTORS: (COMPLETE BUILDING SYSTEMS AND OR INSTALLATIONS)

- IF AWARDED A CONTRACT FOR ANY PORTION OF WORK NEEDED TO COMPLETE THIS PROJECT YOU ARE AGREEING TO THE FOLLOWING TERMS:
- YOU ARE A QUALIFIED CONTRACTOR AND OR SUBCONTRACTOR SPECIFICALLY IN PROVIDING A COMPLETE TURNKEY SERVICE IN YOUR TRADE OR PROFESSION FOR THE TYPE OF WORK AND SCOPE FOR THIS PROJECT.
- YOU AGREE TO PROVIDE A COMPLETE DESIGN-BUILD SOLUTION BASED ON THE ARCHITECT'S INTENDED DESIGN FOR THIS PROJECT.
- YOUR BID INCLUDES ALL THE STEPS, PROCESSES, MATERIALS, PRODUCTS, GOVERNING PERMITS AND APPROVALS NECESSARY TO PROVIDE A COMPLETED AND WARRANTED SYSTEM OR INSTALLATION THAT DOES NOT REQUIRE ANOTHER CONTRACTOR OR PRODUCT TO COMPLETE YOUR SCOPE OF WORK.
- YOUR BID MUST HAVE INCLUDED ANY DESIGN INFORMATION REFERENCED WITHIN ANY CIVIL, ARCHITECTURAL, STRUCTURAL, MECHANICAL, ELECTRICAL AND OR PLUMBING DRAWINGS. ALSO NOTE THESE DRAWINGS ARE SCHEMATIC AND ARE INTENDED TO SHOW ONLY BASIC CONCEPTS AND GENERAL INFORMATION THE COMPLETION OF YOUR WORK MAY INCLUDE OTHER STEPS, PROCESSES, MATERIALS, PRODUCTS, LABOR, GOVERNING PERMITS AND OR APPROVALS NECESSARY TO PROVIDE A COMPLETE SYSTEM INSTALLATION WHETHER SUGGESTED ON THE DRAWINGS OR NOT.
- AS AN EXAMPLE: ITEMS AND OR TASKS LIKE: FIRE CALLS, DRAFT STOPS, FASTENERS, ANCHORS, EMBEDMENTS, DUMPSTERS, DEBRIS CLEAN UP, ETC. ARE YOUR RESPONSIBILITY. ANY WORK NOT COMPLETED IN A TIMELY MANNER, OR INCOMPLETE WORK WILL BE BILLED BACK TO THE CONTRACTOR AND OR SUBCONTRACTOR, AT THE OWNERS' DISCRETION.



ARCHITECTURE
URBAN PLANNING
INTERIORS
HOTELS/ HOUSING/ MIXED USE
1800.630.3750
CA-SERVICES
ca@mwtusa.com / 1800.717.5816



WARNING
IT IS A VIOLATION OF THE LAW FOR ANY PERSON, UNLESS ACTING UNDER THE DIRECTION OF THE ARCHITECT TO ALTER OR REPRODUCE THESE DRAWINGS IN ANY WAY.

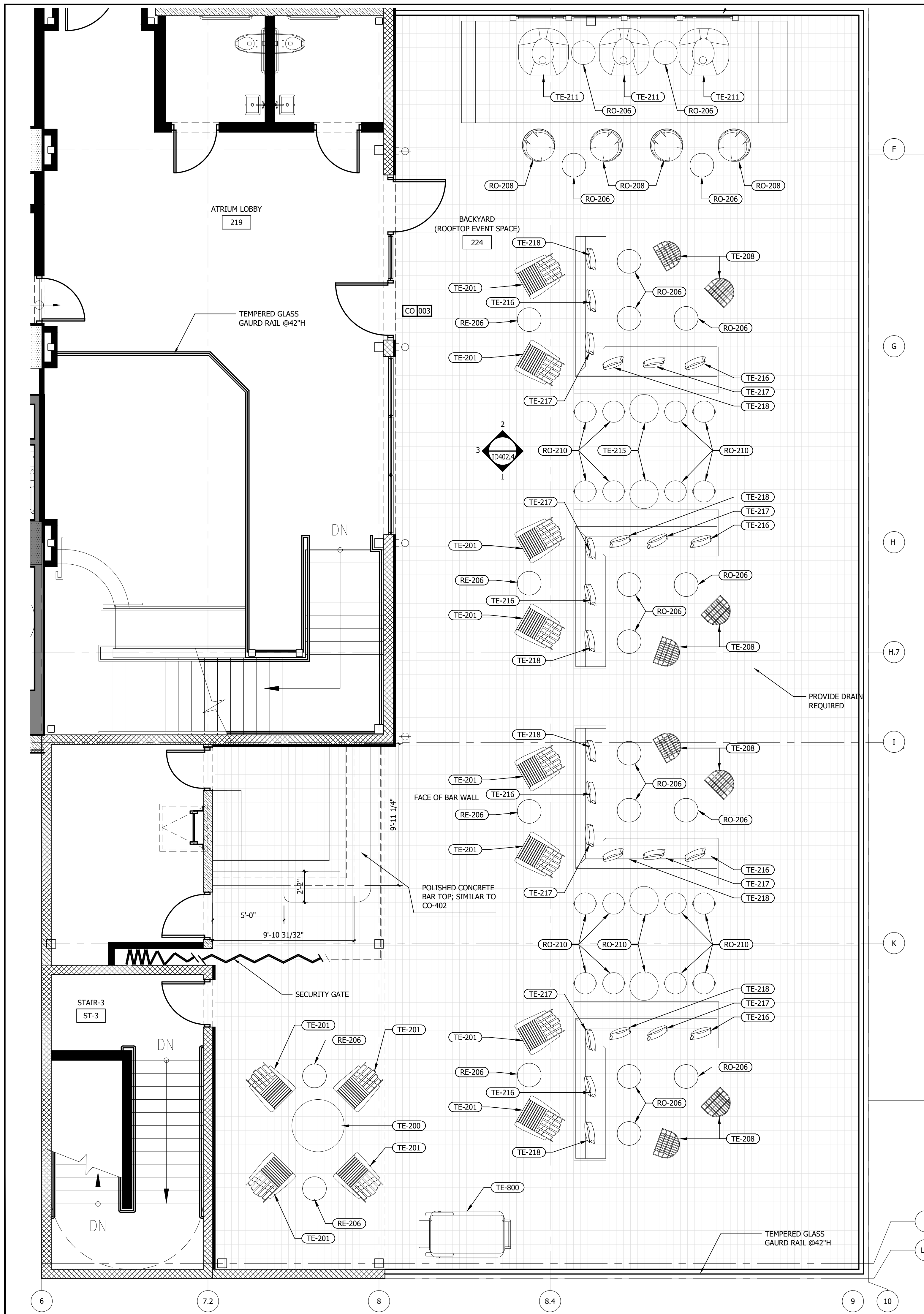
**ALOFT
MEMPHIS
DOWNTOWN**

63 NORTH B.B. KING BLVD.
MEMPHIS, TENNESSEE 38103

PROJECT NO.: 16 006
DATE: 04-12-2019
DRAWN BY:
CHKD. BY: MWT

**2nd FLOOR -
ENLARGED PLANS
& ELEVATIONS**
SHEET ID 402.2

NO.	DESCRIPTION	DATE	BY
-	ISSUED FOR DEMOLITION	06/09/17	MV
-	ISSUED TO FRANCHISE	06/09/17	MV
-	ISSUED FOR BID (ID ONLY)	07/21/17	MV
-	ISSUED TO FRANCHISE	08/17/17	MV
-	ISSUED FOR PERMIT	08/04/17	MV
-	FOR FINAL APPROVAL	10/02/17	MV
-	ISSUED FOR PERMIT	11/28/17	MV
-	RE-ISSUED FOR PERMIT	03/07/18	AN
-	REV. DETAILS ON A700.2	06/04/18	AVK
-	RE-90% FRANCHISE COMMENTS	06/04/18	AVK




1 ENLARGE SECOND FLOOR PLAN - BACKYARD - OUTDOOR PATIO

1/4" = 1'-0"

NOTE:
 ALL FURNITURE SHOWN IS FOR REFERENCE ONLY.
 COORDINATE WITH OWNER FOR FINAL LAYOUT AND QTY.
 OF PIECES, AND TOTAL ALLOWABLE OCCUPANCY LOAD.
 CURRENTLY, LAYOUT SHOWS SEATING FOR +/- 65 PEOPLE.

IMPORTANT NOTICE TO ALL CONTRACTORS AND OR SUBCONTRACTORS: (COMPLETE BUILDING SYSTEMS AND OR INSTALLATIONS)
 IF AWARDED A CONTRACT FOR ANY PORTION OF WORK NEEDED TO COMPLETE THIS PROJECT YOU ARE AGREEING TO THE FOLLOWING TERMS:
 1. YOU ARE A QUALIFIED CONTRACTOR AND OR SUBCONTRACTOR SPECIFICALLY IN PROVIDING A COMPLETE TURNKEY SERVICE IN YOUR TRADE OR PROFESSION FOR THE TYPE OF WORK AND SCOPE FOR THIS PROJECT.
 2. YOU AGREE TO PROVIDE A COMPLETE DESIGN-BUILD SOLUTION BASED ON THE ARCHITECT'S INTENDED DESIGN FOR THIS PROJECT.
 3. YOUR BID INCLUDED ALL THE STEPS, PROCESSES, MATERIALS, PRODUCTS, GOVERNING PERMITS AND APPROVALS NECESSARY TO PROVIDE A COMPLETED AND WARRANTED SYSTEM OR INSTALLATION THAT DOES NOT REQUIRE ANOTHER CONTRACTOR OR PRODUCT TO COMPLETE YOUR SCOPE OF WORK.
 4. YOUR BID MUST HAVE INCLUDED ANY DESIGN INFORMATION REFERENCED WITHIN ANY CIVIL, ARCHITECTURAL, STRUCTURAL, MECHANICAL, ELECTRICAL AND OR PLUMBING DRAWINGS. ALSO NOTE THESE DRAWINGS ARE SCHEMATIC AND ARE INTENDED TO SHOW ONLY BASIC CONCEPTS AND GENERAL INFORMATION. THE COMPLETION OF YOUR WORK MAY INCLUDE OTHER STEPS, PROCESSES, MATERIALS, PRODUCTS, LABOR, GOVERNING PERMITS AND OR APPROVALS NECESSARY TO PROVIDE A COMPLETE SYSTEM INSTALLATION WHETHER SUGGESTED ON THE DRAWINGS OR NOT.
 5. AS AN EXAMPLE: ITEMS AND OR TASKS LIKE: FIRE CALLS, DRAFT STOPS, FASTENERS, ANCHORS, EMBEDMENTS, DUMPSTERS, DEBRIS CLEAN UP, ETC. ARE YOUR RESPONSIBILITY. ANY WORK NOT COMPLETED IN A TIMELY MANNER, OR INCOMPLETE WORK WILL BE BILLED BACK TO THE CONTRACTOR AND OR SUBCONTRACTOR, AT THE OWNERS' DISCRETION.



ARCHITECTURE
 URBAN PLANNING
 INTERIORS
 HOTELS/ HOUSING/ MIXED USE
 1800.630.3750
 CA-SERVICES
 ca@mwtusa.com / 1800.717.5816



WARNING
 IT IS A VIOLATION OF THE LAW FOR ANY PERSON, UNLESS ACTING UNDER THE DIRECTION OF THE ARCHITECT, TO ALTER OR REPRODUCE THESE DRAWINGS IN ANY WAY.

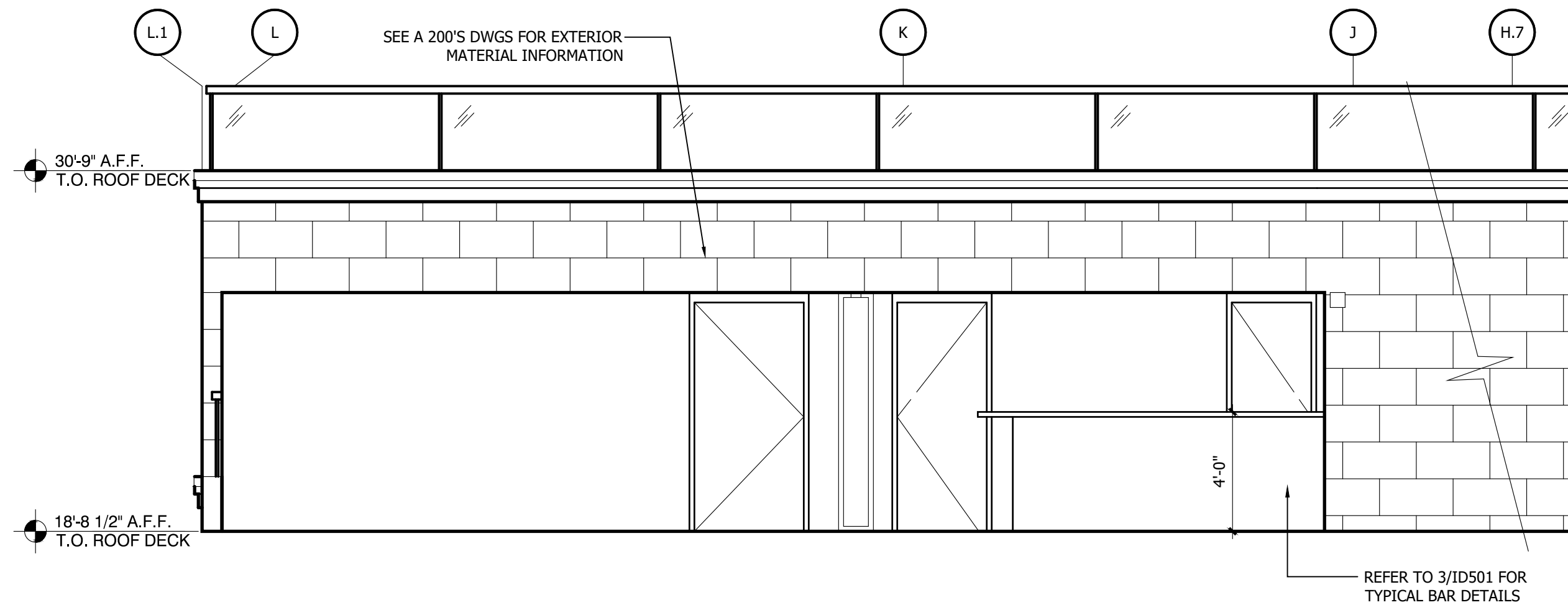
**ALOFT
 MEMPHIS
 DOWNTOWN**

63 NORTH B.B. KING BLVD.
 MEMPHIS, TENNESSEE 38103

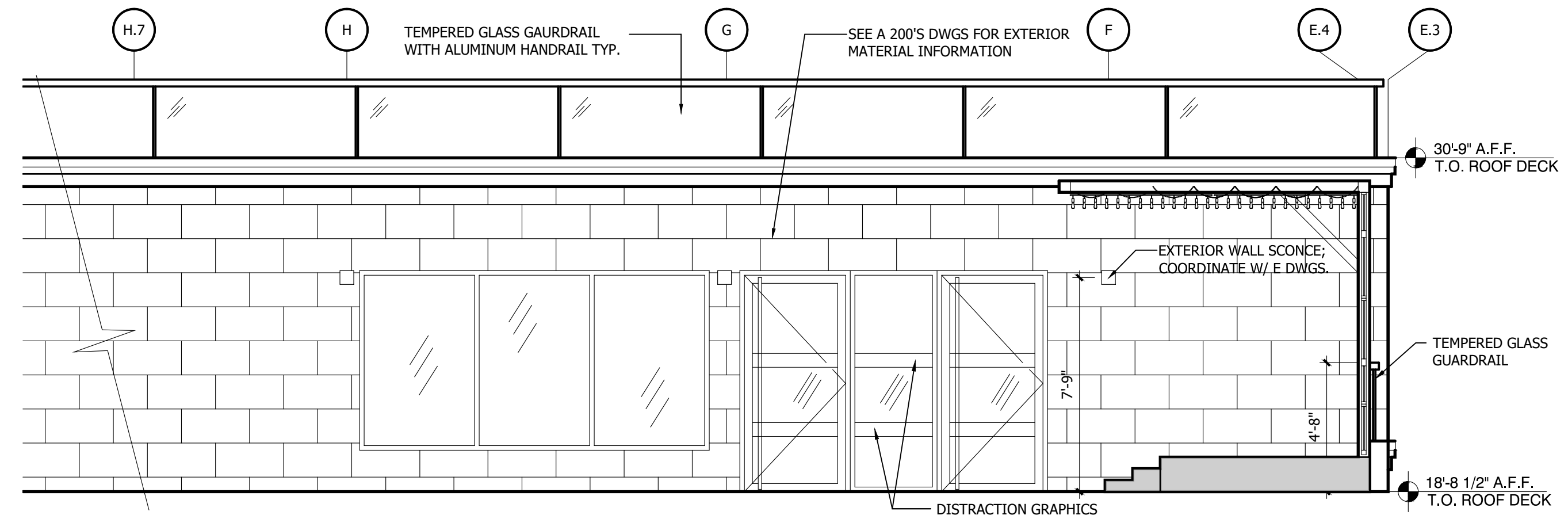
PROJECT NO.: 16 006
 DATE: 04-12-2019
 DRAWN BY:
 CHKD. BY: MWT

**2nd FLOOR -
 ENLARGED PLANS
 & ELEVATIONS**
SHEET ID 402.3

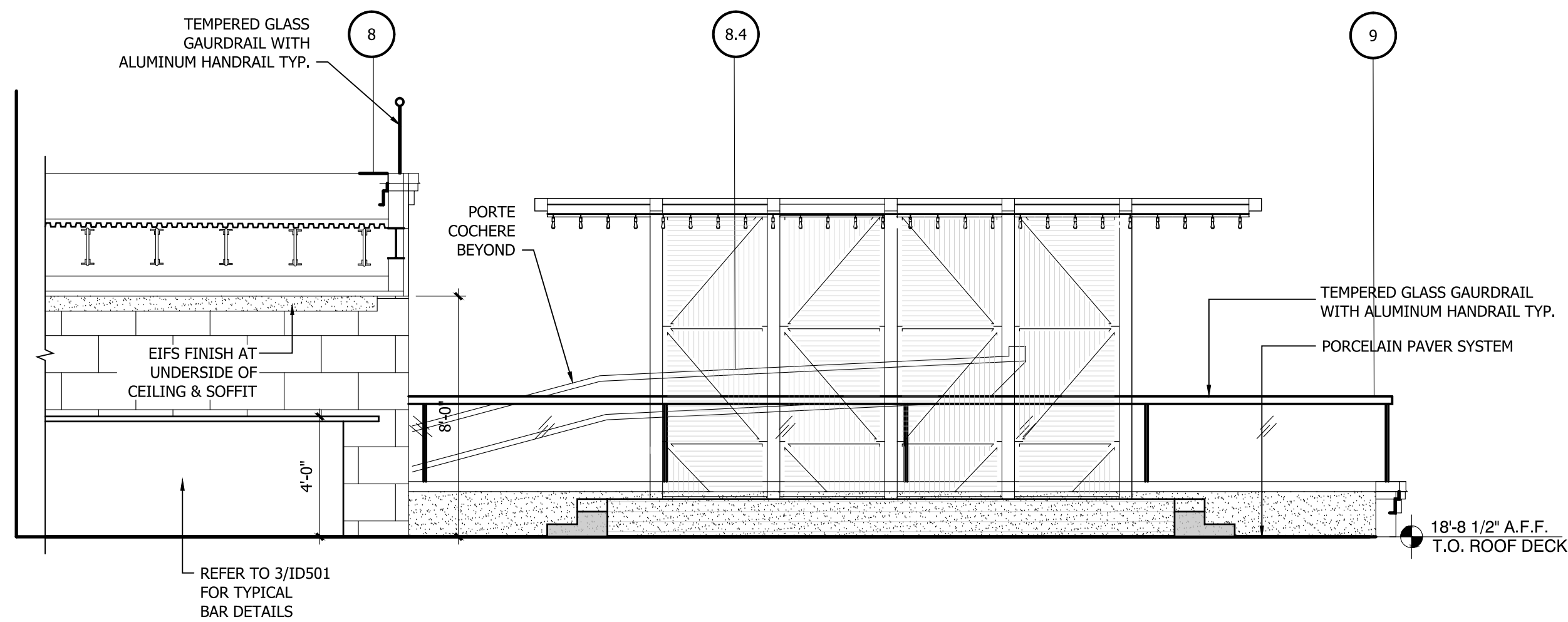
NO.	DESCRIPTION	DATE	BY
-	ISSUED FOR DEMOLITION	06/09/17	MV
-	ISSUED TO FRANCHISE	06/09/17	MV
-	ISSUED FOR BID (ID ONLY)	07/21/17	MV
-	ISSUED TO FRANCHISE	08/17/17	MV
-	ISSUED FOR PERMIT	08/04/17	MV
-	FOR FINAL APPROVAL	10/02/17	MV
-	ISSUED FOR PERMIT	11/28/17	MV
-	RE-ISSUED FOR PERMIT	03/07/18	AN
-	REV. DETAILS ON A700.2	06/04/18	AVK
-	RE-90% FRANCHISE COMMENTS	06/04/18	AVK



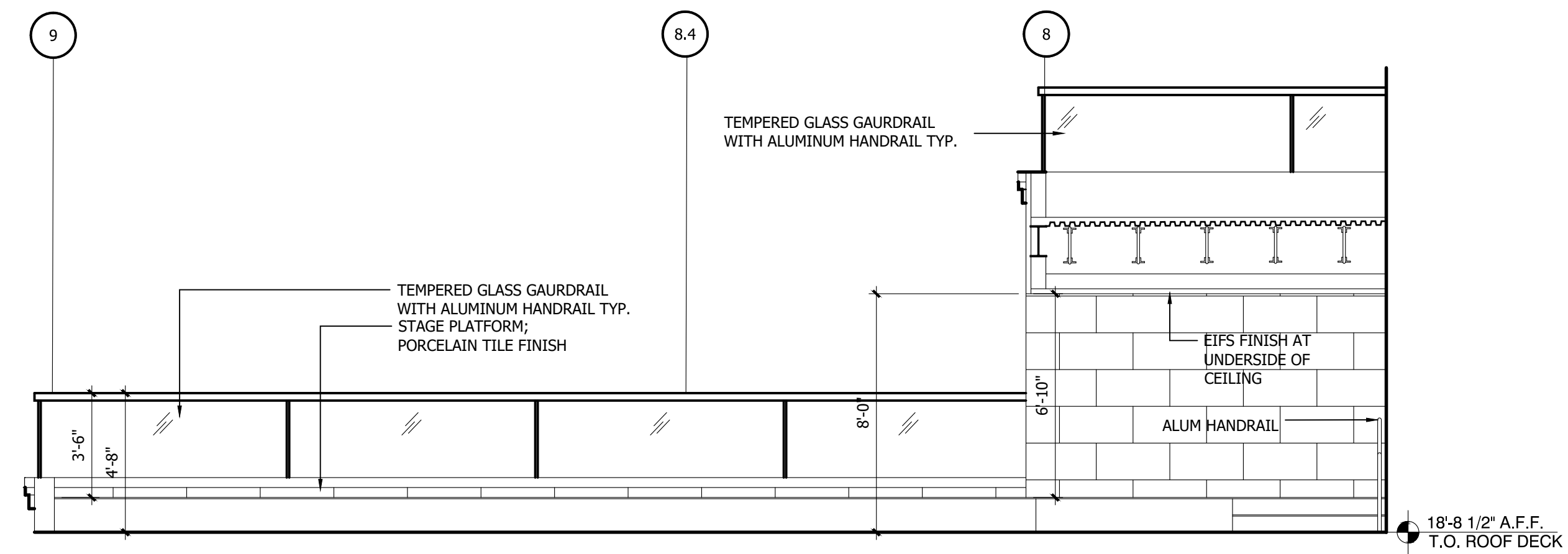
3 EXTERIOR ELEVATION CONT.
1/4" = 1'-0"



3 EXTERIOR ELEVATION
1/4" = 1'-0"



2 INTERIOR ELEVATION
1/4" = 1'-0"



1 INTERIOR ELEVATIONS - BACKYARD - OUTDOOR PATIO
3/8" = 1'-0"

NOTE:
ALL FURNITURE SHOWN IS FOR REFERENCE ONLY.
COORDINATE WITH OWNER FOR FINAL LAYOUT AND QTY. OF PIECES. AND TOTAL ALLOWABLE OCCUPANCY LOAD. CURRENTLY, LAYOUT SHOWS SEATING FOR +/- 65 PEOPLE.

IMPORTANT NOTICE TO ALL CONTRACTORS AND OR SUBCONTRACTORS: (COMPLETE BUILDING SYSTEMS AND OR INSTALLATIONS)
IF AWARDED A CONTRACT FOR ANY PORTION OF WORK NEEDED TO COMPLETE THIS PROJECT YOU ARE AGREEING TO THE FOLLOWING TERMS:
1. YOU ARE A QUALIFIED CONTRACTOR AND OR SUBCONTRACTOR SPECIFICALLY IN PROVIDING A COMPLETE TURNKEY SERVICE IN YOUR TRADE OR PROFESSION FOR THE TYPE OF WORK AND SCOPE FOR THIS PROJECT.
2. YOU AGREE TO PROVIDE A COMPLETE DESIGN-BUILD SOLUTION BASED ON THE ARCHITECT'S INTENDED DESIGN FOR THIS PROJECT.
3. YOUR BID INCLUDED ALL THE STEPS, PROCESSES, MATERIALS, PRODUCTS, GOVERNING PERMITS AND APPROVALS NECESSARY TO PROVIDE A COMPLETED AND WARRANTED SYSTEM OR INSTALLATION THAT DOES NOT REQUIRE ANOTHER CONTRACTOR OR PRODUCT TO COMPLETE YOUR SCOPE OF WORK.
4. YOUR BID MUST HAVE INCLUDED ANY DESIGN INFORMATION REFERENCED WITHIN ANY CIVIL, ARCHITECTURAL, STRUCTURAL, MECHANICAL, ELECTRICAL AND OR PLUMBING DRAWINGS. ALSO NOTE THESE DRAWINGS ARE SCHEMATIC AND ARE INTENDED TO SHOW ONLY BASIC CONCEPTS AND GENERAL INFORMATION. THE COMPLETION OF YOUR WORK MAY INCLUDE OTHER STEPS, PROCESSES, MATERIALS, PRODUCTS, LABOR, GOVERNING PERMITS AND OR APPROVALS NECESSARY TO PROVIDE A COMPLETE SYSTEM INSTALLATION WHETHER SUGGESTED ON THE DRAWINGS OR NOT.
5. AS AN EXAMPLE: ITEMS AND OR TASKS LIKE: FIRE CALLER, DRAFT STOPS, FASTENERS, ANCHORS, EMBEDMENTS, DUMPSTERS, DEBRIS CLEAN UP, ETC. ARE YOUR RESPONSIBILITY. ANY WORK NOT COMPLETED IN A TIMELY MANNER, OR INCOMPLETE WORK WILL BE BILLED BACK TO THE CONTRACTOR AND OR SUBCONTRACTOR, AT THE OWNERS' DISCRETION.



ARCHITECTURE
URBAN PLANNING
INTERIORS
HOTELS/ HOUSING/ MIXED USE
1800.630.3750
CA-SERVICES
ca@mwtusa.com / 1800.717.5816



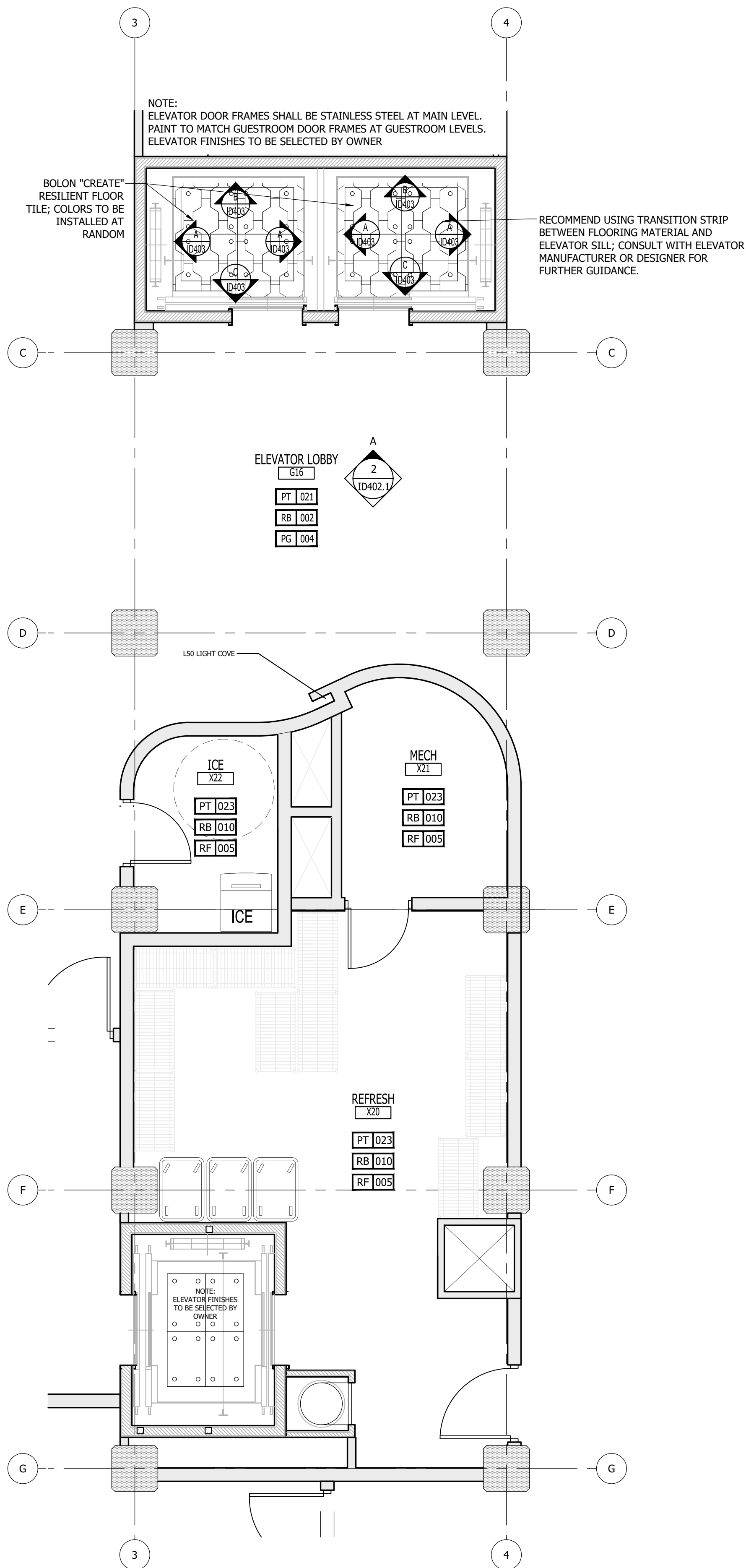
WARNING
IT IS A VIOLATION OF THE LAW FOR ANY PERSON, UNLESS ACTING UNDER THE DIRECTION OF THE ARCHITECT, TO ALTER OR REPRODUCE THESE DRAWINGS IN ANY WAY.

**ALOFT
MEMPHIS
DOWNTOWN**

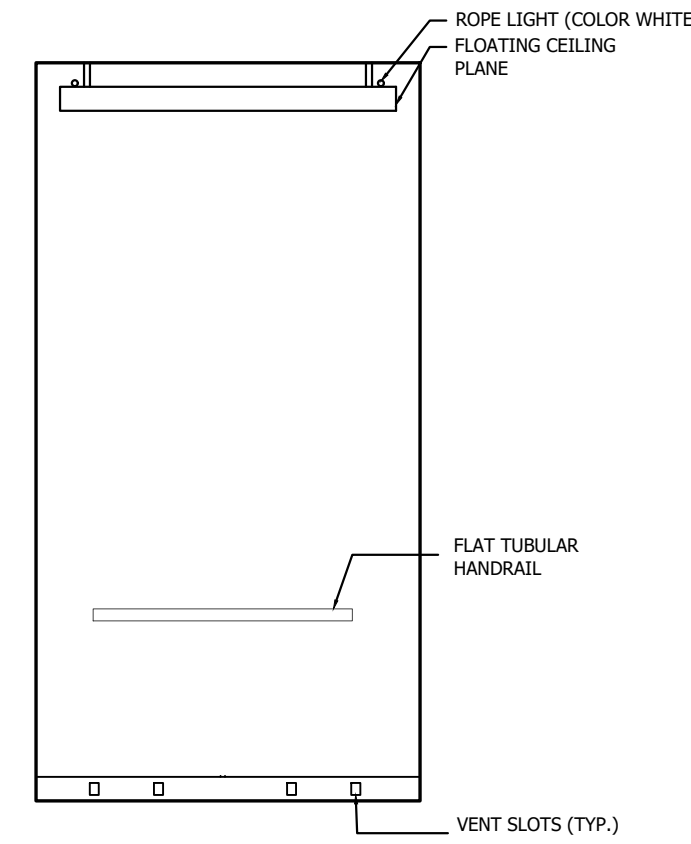
63 NORTH B.B. KING BLVD.
MEMPHIS, TENNESSEE 38103

PROJECT NO.: 16 006
DATE: 04-12-2019
DRAWN BY:
CHKD. BY: MWT

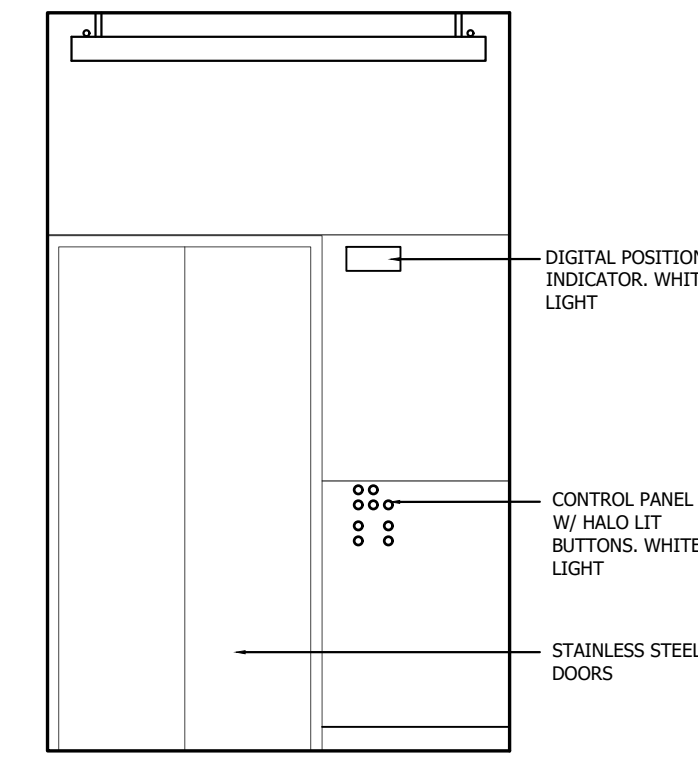
**2nd FLOOR -
ENLARGED PLANS
& ELEVATIONS**
SHEET ID 402.4



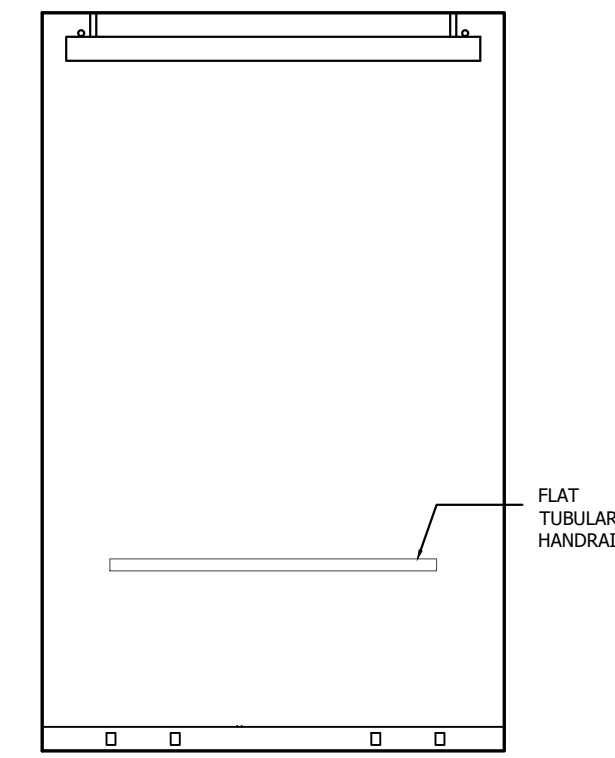
1 ENLARGED FLOOR PLAN - THIRD FLOOR CORE
SCALE: 1/4" = 1'-0"



A ELEVATION - ELEVATOR WALL



B ELEVATION - ELEVATOR WALL



C ELEVATION - ELEVATOR WALL

2 ELEVATOR ELEVATIONS
SCALE: 3/8" = 1'-0"

NO.	DESCRIPTION	DATE	BY
-	ISSUED FOR DEMOLITION	06/09/17	MV
-	ISSUED TO FRANCHISE	06/09/17	MV
-	ISSUED FOR BID (ID ONLY)	07/21/17	MV
-	ISSUED TO FRANCHISE	08/17/17	MV
-	ISSUED FOR PERMIT	08/04/17	MV
-	FOR FINAL APPROVAL	10/02/17	MV
-	ISSUED FOR PERMIT	11/28/17	MV
-	RE-ISSUED FOR PERMIT	03/07/18	AN
-	REV. DETAILS ON A700.2	06/04/18	AVK
-	RE-90% FRANCHISE COMMENTS	06/04/18	AVK



ARCHITECTURE
URBAN PLANNING
INTERIORS
HOTELS/ HOUSING/ MIXED USE
1800.630.3750
CA-SERVICES
ca@mwtusa.com / 1800.717.5816



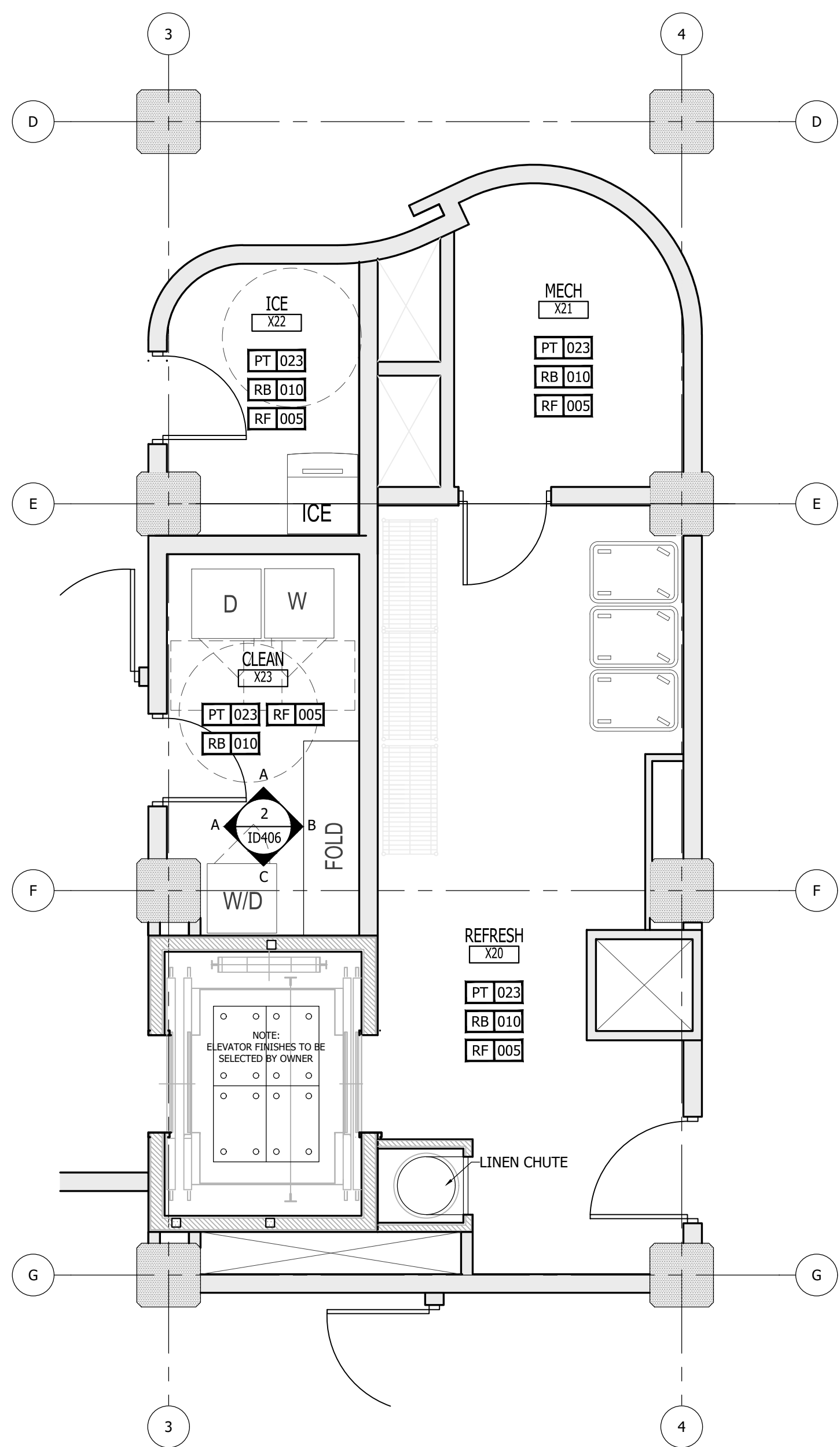
WARNING
IT IS A VIOLATION OF THE LAW FOR ANY PERSON, UNLESS ACTING UNDER THE DIRECTION OF THE ARCHITECT TO ALTER OR REPRODUCE THESE DRAWINGS IN ANY WAY.

ALOFT
MEMPHIS
DOWNTOWN
63 NORTH B.B. KING BLVD.
MEMPHIS, TENNESSEE 38103

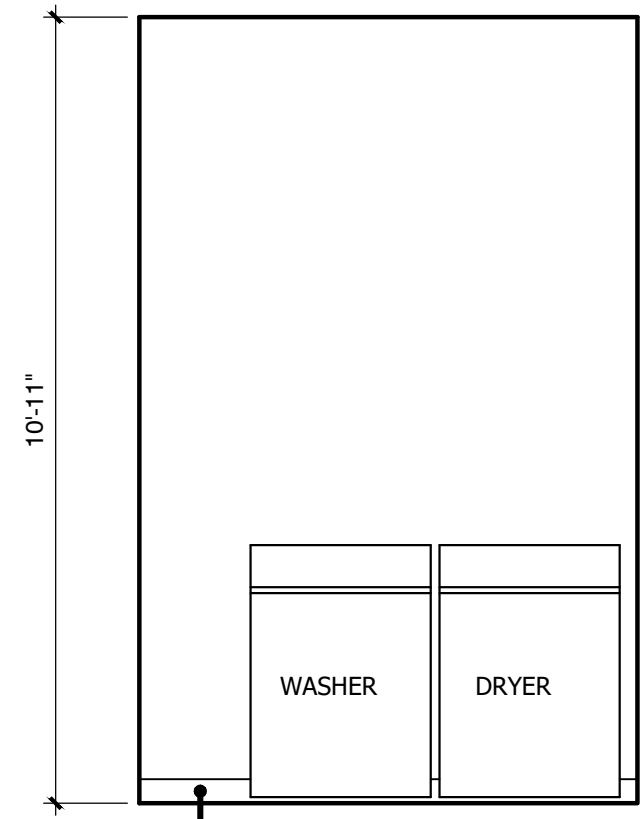
PROJECT NO.: 16 006
DATE: 04-12-2019
DRAWN BY:
CHKD. BY: MWT
3rd FLOOR
ENLARGED PLANS
& ELEVATIONS
SHEET ID 403

IMPORTANT NOTICE TO ALL CONTRACTORS AND OR SUBCONTRACTORS: (COMPLETE BUILDING SYSTEMS AND OR INSTALLATIONS)
IF AWARDED A CONTRACT FOR ANY PORTION OF WORK NEEDED TO COMPLETE THIS PROJECT YOU ARE AGREEING TO THE FOLLOWING TERMS:
1. YOU ARE A QUALIFIED CONTRACTOR AND OR SUBCONTRACTOR SPECIFICALLY IN PROVIDING A COMPLETE TURNKEY SERVICE IN YOUR TRADE OR PROFESSION FOR THE TYPE OF WORK AND SCOPE FOR THIS PROJECT.
2. YOU AGREE TO PROVIDE A COMPLETE DESIGN-BUILD SOLUTION BASED ON THE ARCHITECT'S INTENDED DESIGN FOR THIS PROJECT.
3. YOUR BID INCLUDED ALL THE STEPS, PROCESSES, MATERIALS, PRODUCTS, GOVERNING PERMITS AND APPROVALS NECESSARY TO PROVIDE A COMPLETED AND WARRANTED SYSTEM OR INSTALLATION THAT DOES NOT REQUIRE ANOTHER CONTRACTOR OR PRODUCT TO COMPLETE YOUR SCOPE OF WORK.
4. YOUR BID MUST HAVE INCLUDED ANY DESIGN INFORMATION REFERENCED WITHIN ANY CIVIL, ARCHITECTURAL, STRUCTURAL, MECHANICAL, ELECTRICAL AND OR PLUMBING DRAWINGS, ALSO NOTE THESE DRAWINGS ARE SCHEMATIC AND ARE INTENDED TO SHOW ONLY BASIC CONCEPTS AND GENERAL INFORMATION TO PROVIDE A COMPLETE SYSTEM INSTALLATION WHETHER SUGGESTED ON THE DRAWINGS OR NOT.
5. AS AN EXAMPLE: ITEMS AND OR TASKS LIKE: FIRE CALLS, DRAFT STOPS, FASTENERS, ANCHORS, EMBEDMENTS, DUMPSTERS, DEBRIS CLEAN UP, ETC. ARE YOUR RESPONSIBILITY. ANY WORK NOT COMPLETED IN A TIMELY MANNER, OR INCOMPLETE WORK WILL BE BILLED BACK TO THE CONTRACTOR AND OR SUBCONTRACTOR, AT THE OWNERS' DISCRETION.

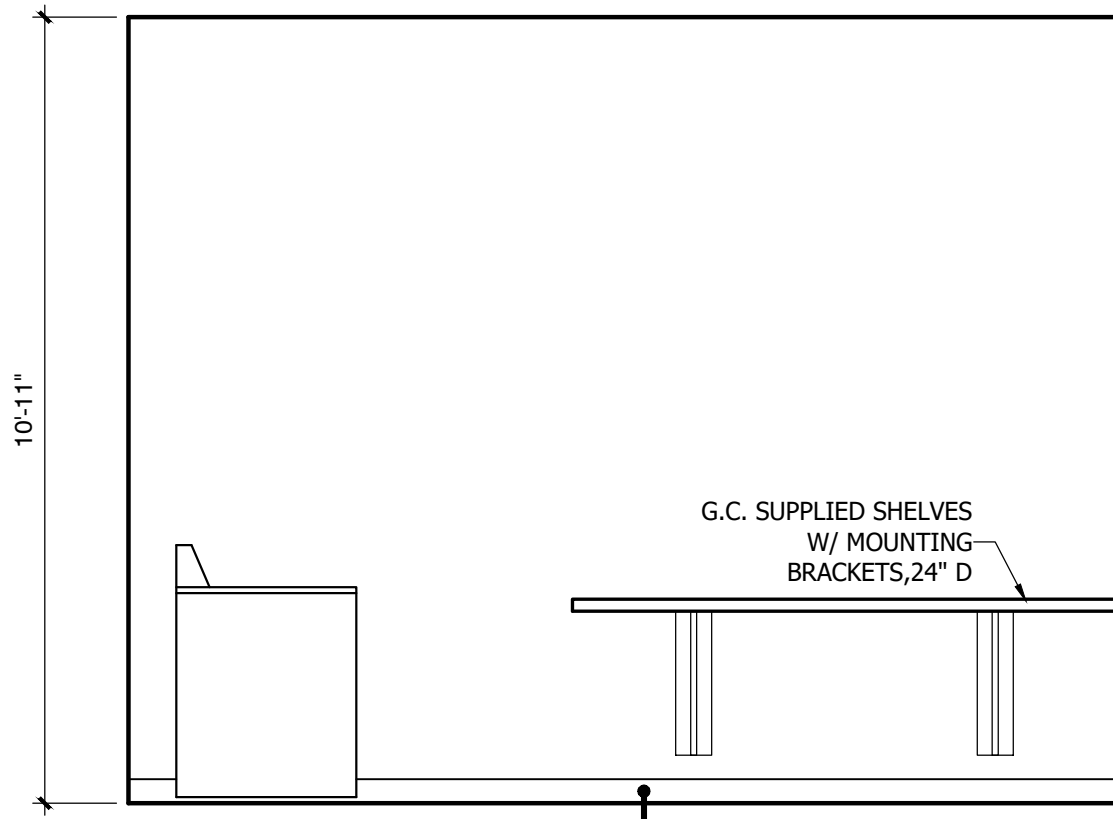
NO.	DESCRIPTION	DATE	BY
-	ISSUED FOR DEMOLITION	06/09/17	MV
-	ISSUED TO FRANCHISE	06/09/17	MV
-	ISSUED FOR BID (ID ONLY)	07/21/17	MV
-	ISSUED TO FRANCHISE	08/17/17	MV
-	ISSUED FOR PERMIT	08/04/17	MV
-	FOR FINAL APPROVAL	10/02/17	MV
-	ISSUED FOR PERMIT	11/28/17	MV
-	RE-ISSUED FOR PERMIT	03/07/18	AN
-	REV. DETAILS ON A700.2	06/04/18	AVK
-	RE-90% FRANCHISE COMMENTS	06/04/18	AVK



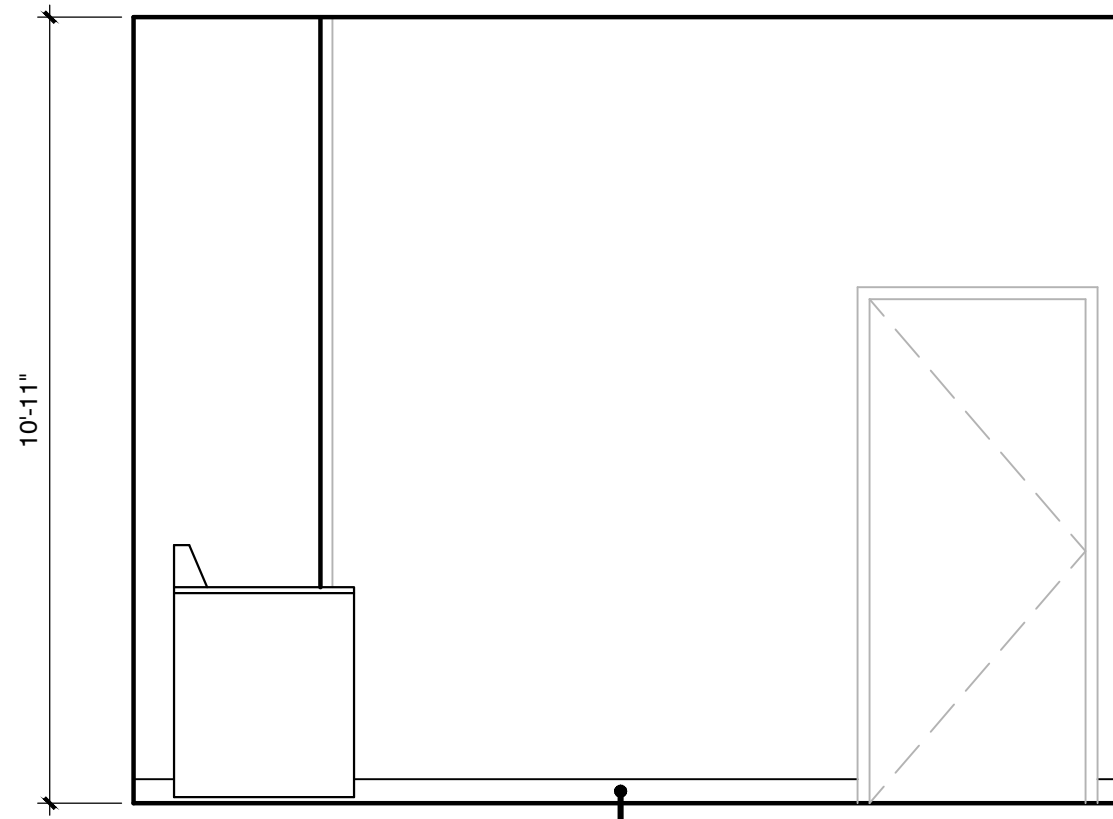
1 ENLARGED FLOOR PLAN - SIXTH FLOOR CORE
SCALE: 1/4" = 1'-0"



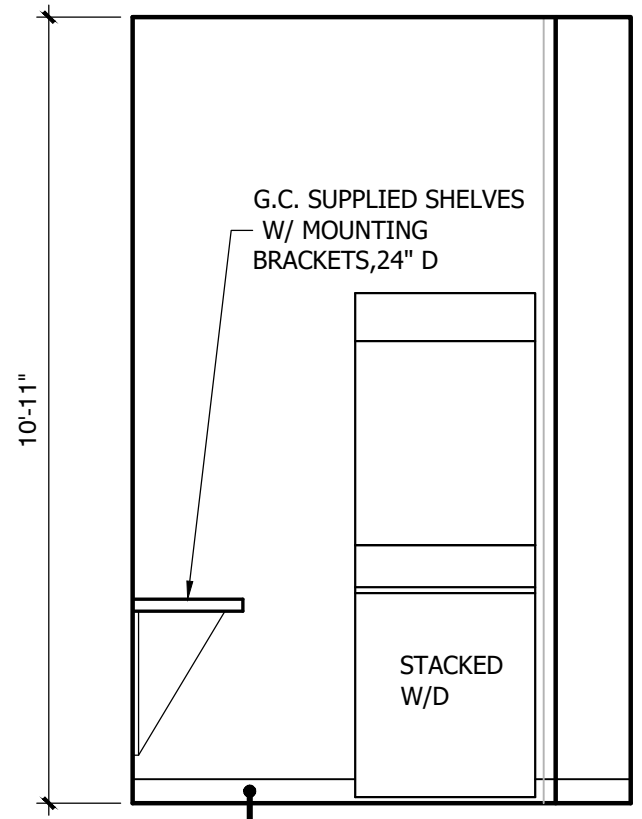
2A ELEVATION A
SCALE: 3/8" = 1'-0"



2B ELEVATION B
SCALE: 3/8" = 1'-0"



2C ELEVATION C
SCALE: 3/8" = 1'-0"



2D ELEVATION D
SCALE: 3/8" = 1'-0"

IMPORTANT NOTICE TO ALL CONTRACTORS AND OR SUBCONTRACTORS: (COMPLETE BUILDING SYSTEMS AND OR INSTALLATIONS)
IF AWARDED A CONTRACT FOR ANY PORTION OF WORK NEEDED TO COMPLETE THIS PROJECT YOU ARE AGREEING TO THE FOLLOWING TERMS:
1. YOU ARE A QUALIFIED CONTRACTOR AND OR SUBCONTRACTOR SPECIFICALLY IN PROVIDING A COMPLETE TURNKEY SERVICE IN YOUR TRADE OR PROFESSION FOR THE TYPE OF WORK AND SCOPE FOR THIS PROJECT.
2. YOU AGREE TO PROVIDE A COMPLETE DESIGN-BUILD SOLUTION BASED ON THE ARCHITECT'S INTENDED DESIGN FOR THIS PROJECT.
3. YOUR BID INCLUDED ALL THE STEPS, PROCESSES, MATERIALS, PRODUCTS, GOVERNING PERMITS AND APPROVALS NECESSARY TO PROVIDE A COMPLETED AND WARRANTED SYSTEM OR INSTALLATION THAT DOES NOT REQUIRE ANOTHER CONTRACTOR OR PRODUCT TO COMPLETE YOUR SCOPE OF WORK.
4. YOUR BID MUST HAVE INCLUDED ANY DESIGN INFORMATION REFERENCED WITHIN ANY CIVIL, ARCHITECTURAL, STRUCTURAL, MECHANICAL, ELECTRICAL AND OR PLUMBING DRAWINGS. ALSO NOTE THESE DRAWINGS ARE SCHEMATIC AND ARE INTENDED TO SHOW ONLY BASIC CONCEPTS AND GENERAL INFORMATION THE COMPLETION OF YOUR WORK MAY INCLUDE OTHER STEPS, PROCESSES, MATERIALS, PRODUCTS, LABOR, GOVERNING PERMITS AND OR APPROVALS NECESSARY TO PROVIDE A COMPLETE SYSTEM INSTALLATION WHETHER SUGGESTED ON THE DRAWINGS OR NOT.
5. AS AN EXAMPLE: ITEMS AND OR TASKS LIKE: FIRE CALLS, DRAFT STOPS, FASTENERS, ANCHORS, EMBEDMENTS, DUMPSTERS, DEBRIS CLEAN UP, ETC. ARE YOUR RESPONSIBILITY. ANY WORK NOT COMPLETED IN A TIMELY MANNER, OR INCOMPLETE WORK WILL BE BILLED BACK TO THE CONTRACTOR AND OR SUBCONTRACTOR, AT THE OWNERS' DISCRETION.



ARCHITECTURE
URBAN PLANNING
INTERIORS
HOTELS/ HOUSING/ MIXED USE
1800.630.3750
CA-SERVICES
ca@mwtusa.com / 1800.717.5816



WARNING
IT IS A VIOLATION OF THE LAW FOR ANY
PERSON, UNLESS ACTING UNDER THE
DIRECTION OF THE ARCHITECT TO ALTER OR
REPRODUCE THESE DRAWINGS IN ANY WAY.

**ALOFT
MEMPHIS
DOWNTOWN**

63 NORTH B.B. KING BLVD.
MEMPHIS, TENNESSEE 38103

PROJECT NO.: 16 006

DATE: 04-12-2019


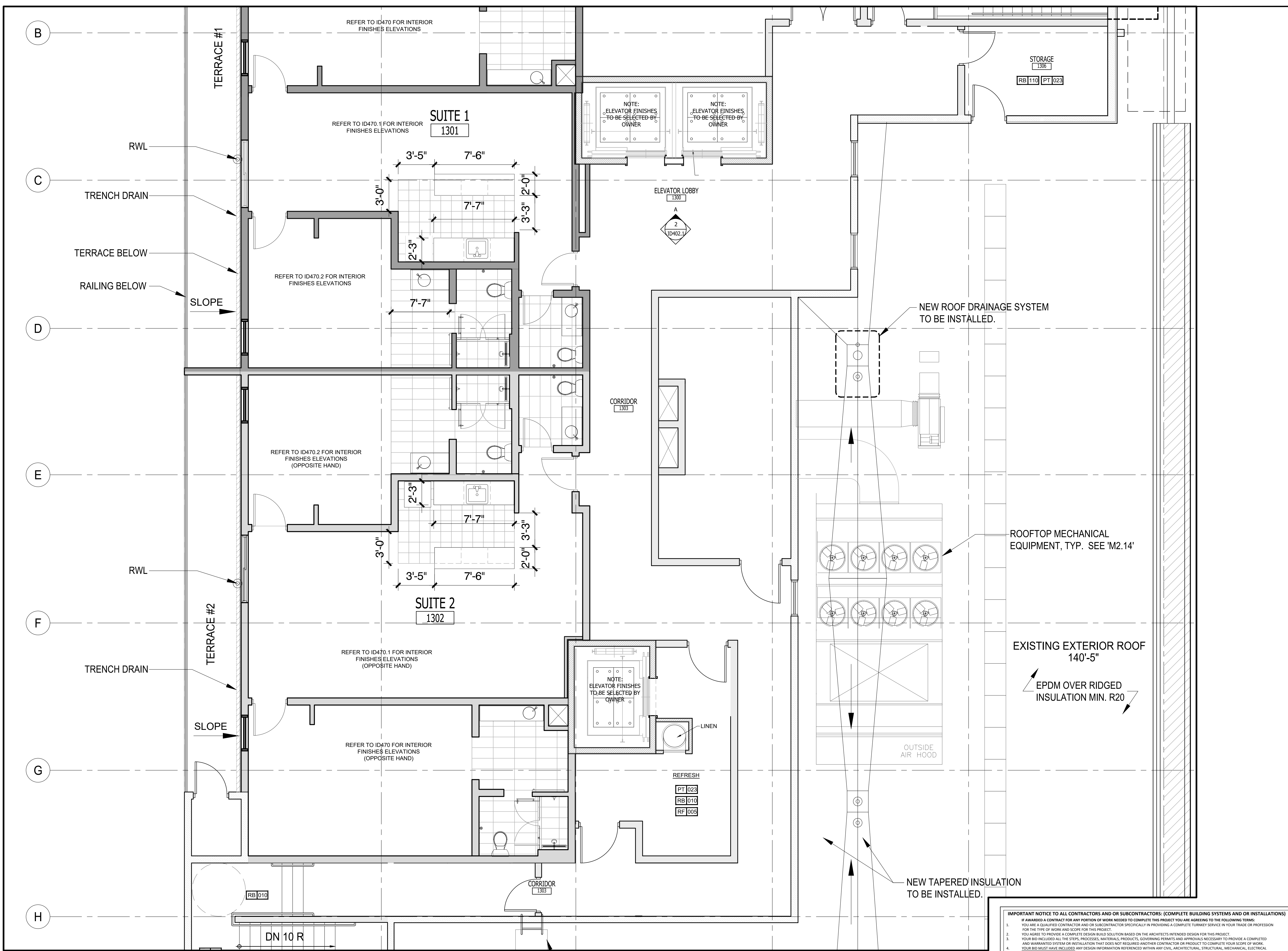
DRAWN BY:

CHKD. BY: MWT

**6th FLOOR
ENLARGED PLANS
& ELEVATIONS**

SHEET ID 406

NO.	DESCRIPTION	DATE	BY
-	ISSUED FOR DEMOLITION	06/09/17	MV
-	ISSUED TO FRANCHISE	06/09/17	MV
-	ISSUED FOR BID (ID ONLY)	07/21/17	MV
-	ISSUED TO FRANCHISE	08/17/17	MV
-	ISSUED FOR PERMIT	08/04/17	MV
-	FOR FINAL APPROVAL	10/02/17	MV
-	ISSUED FOR PERMIT	11/28/17	MV
-	RE-ISSUED FOR PERMIT	03/07/18	AN
-	REV. DETAILS ON A700.2	06/04/18	AVK
-	RE-90% FRANCHISE COMMENTS		
		06/04/18	AVK



ARCHITECTURE
URBAN PLANNING
INTERIORS
HOTELS/ HOUSING/ MIXED USE
1800.630.3750
CA-SERVICES
ca@mwtusa.com / 1800.717.5816



WARNING
IT IS A VIOLATION OF THE LAW FOR ANY PERSON, UNLESS ACTING UNDER THE DIRECTION OF THE ARCHITECT, TO ALTER OR REPRODUCE THESE DRAWINGS IN ANY WAY.

**ALOFT
MEMPHIS
DOWNTOWN**

63 NORTH B.B. KING BLVD.
MEMPHIS, TENNESSEE 38103

PROJECT NO.: 16 006
DATE: 04-12-2019
DRAWN BY:
CHKD. BY: MWT

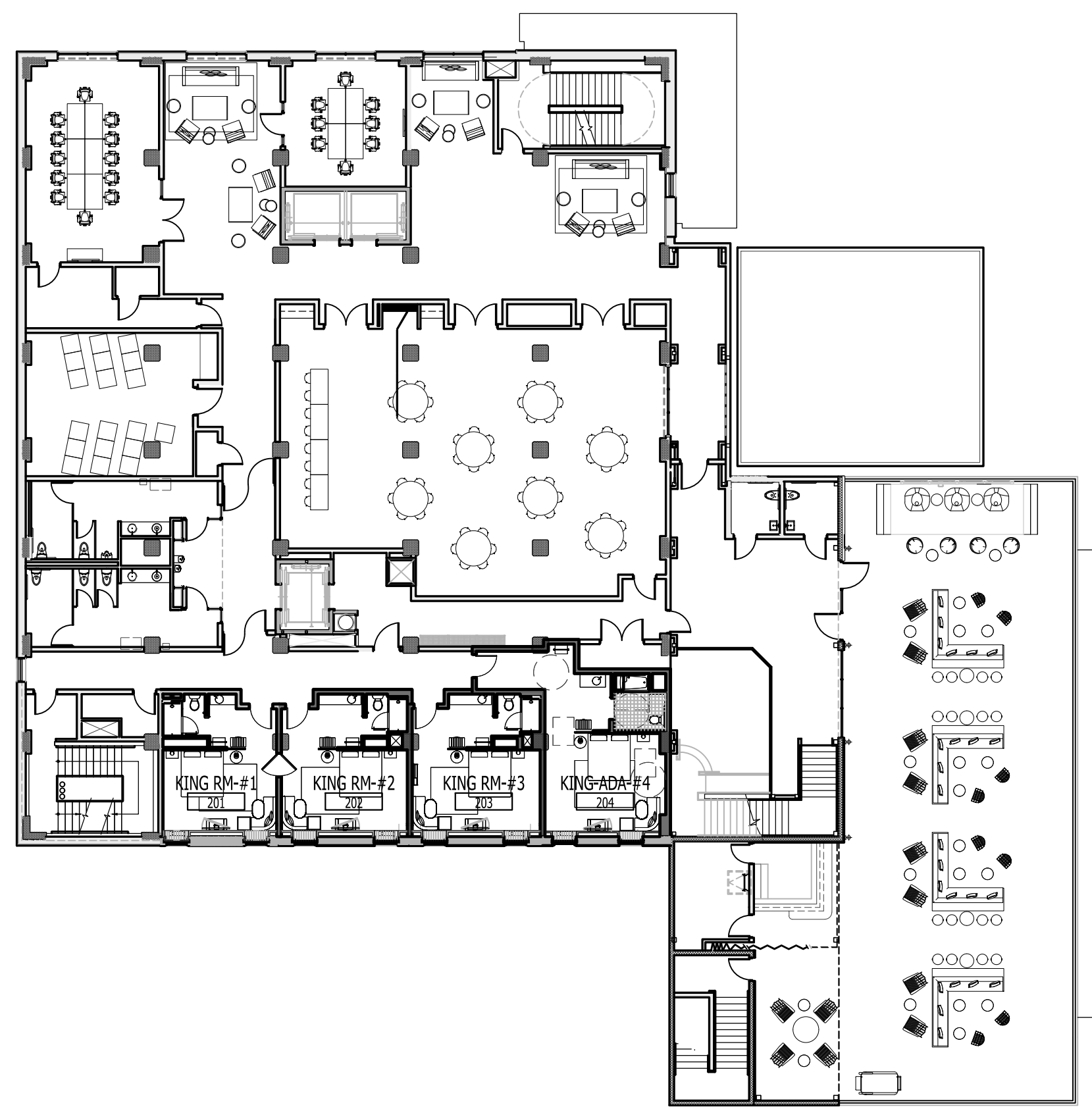
**13th FLOOR
ENLARGED PLANS
SUITE LEVEL**

SHEET ID 413

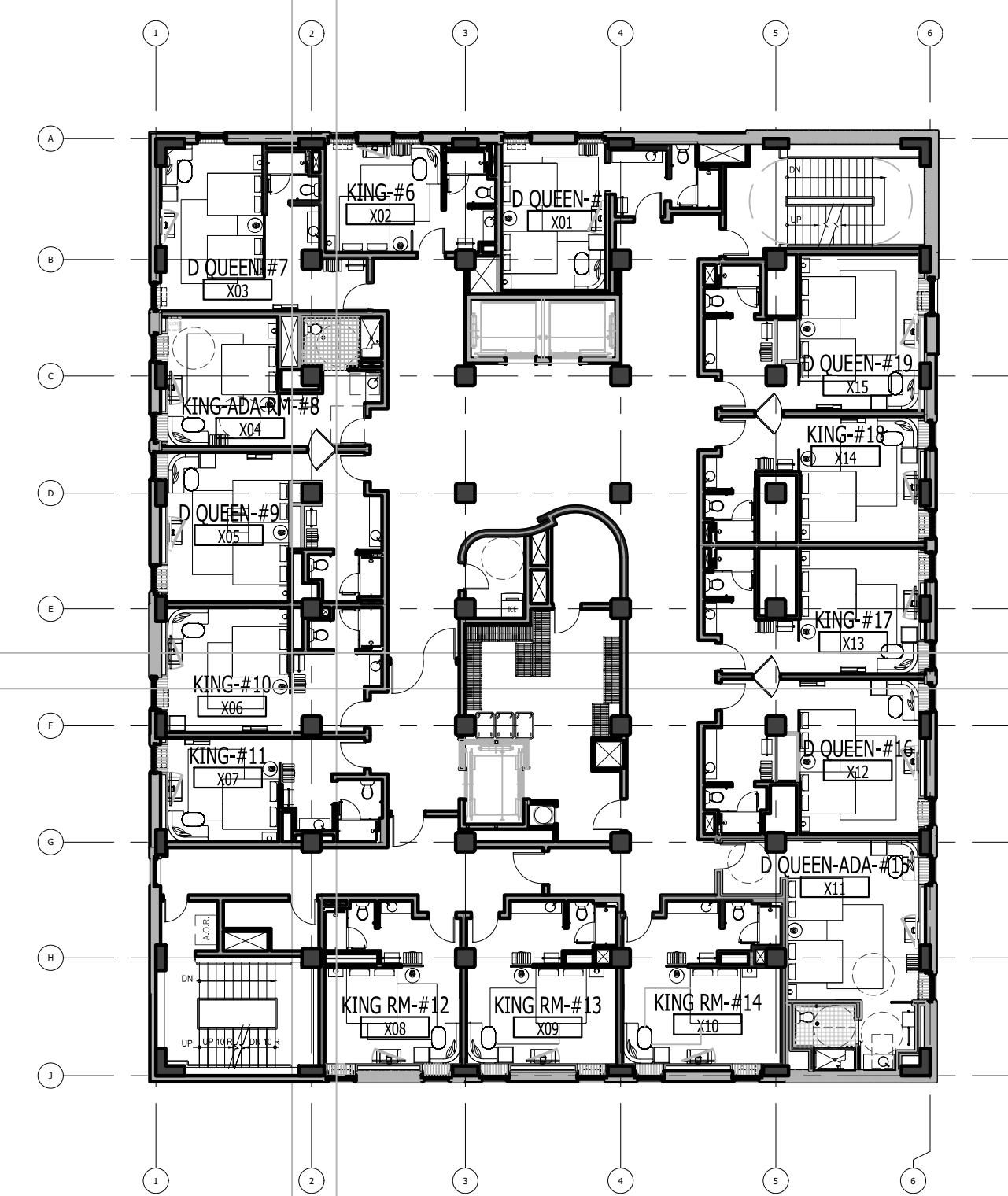
IMPORTANT NOTICE TO ALL CONTRACTORS AND OR SUBCONTRACTORS: (COMPLETE BUILDING SYSTEMS AND OR INSTALLATIONS)

- IF AWARDED A CONTRACT FOR ANY PORTION OF WORK NEEDED TO COMPLETE THIS PROJECT YOU ARE AGREEING TO THE FOLLOWING TERMS:
- YOU ARE A QUALIFIED CONTRACTOR AND OR SUBCONTRACTOR SPECIFICALLY IN PROVIDING A COMPLETE TURNKEY SERVICE IN YOUR TRADE OR PROFESSION FOR THE TYPE OF WORK AND SCOPE FOR THIS PROJECT.
- YOU AGREE TO PROVIDE A COMPLETE DESIGN-BUILD SOLUTION BASED ON THE ARCHITECT'S INTENDED DESIGN FOR THIS PROJECT.
- YOUR BID INCLUDED ALL THE STEPS, PROCESSES, MATERIALS, PRODUCTS, GOVERNING PERMITS AND APPROVALS NECESSARY TO PROVIDE A COMPLETED AND WARRANTED SYSTEM OR INSTALLATION THAT DOES NOT REQUIRE ANOTHER CONTRACTOR OR PRODUCT TO COMPLETE YOUR SCOPE OF WORK.
- YOUR BID MUST HAVE INCLUDED ANY DESIGN INFORMATION REFERENCED WITHIN ANY CIVIL, ARCHITECTURAL, STRUCTURAL, MECHANICAL, ELECTRICAL AND OR PLUMBING DRAWINGS. ALSO NOTE THESE DRAWINGS ARE SCHEMATIC AND ARE INTENDED TO SHOW ONLY BASIC CONCEPTS AND GENERAL INFORMATION THE COMPLETION OF YOUR WORK MAY INCLUDE OTHER STEPS, PROCESSES, MATERIALS, PRODUCTS, LABOR, GOVERNING PERMITS AND OR APPROVALS NECESSARY TO PROVIDE A COMPLETE SYSTEM INSTALLATION WHETHER SUGGESTED ON THE DRAWINGS OR NOT.
- AS AN EXAMPLE: ITEMS AND OR TASKS LIKE: FIRE CALLS, DRAFT STOPS, FASTENERS, ANCHORS, EMBLEMMENTS, DUMPSTERS, DEBRIS CLEAN UP, ETC. ARE YOUR RESPONSIBILITY. ANY WORK NOT COMPLETED IN A TIMELY MANNER, OR INCOMPLETE WORK WILL BE BILLED BACK TO THE CONTRACTOR AND OR SUBCONTRACTOR, AT THE OWNERS' DISCRETION.

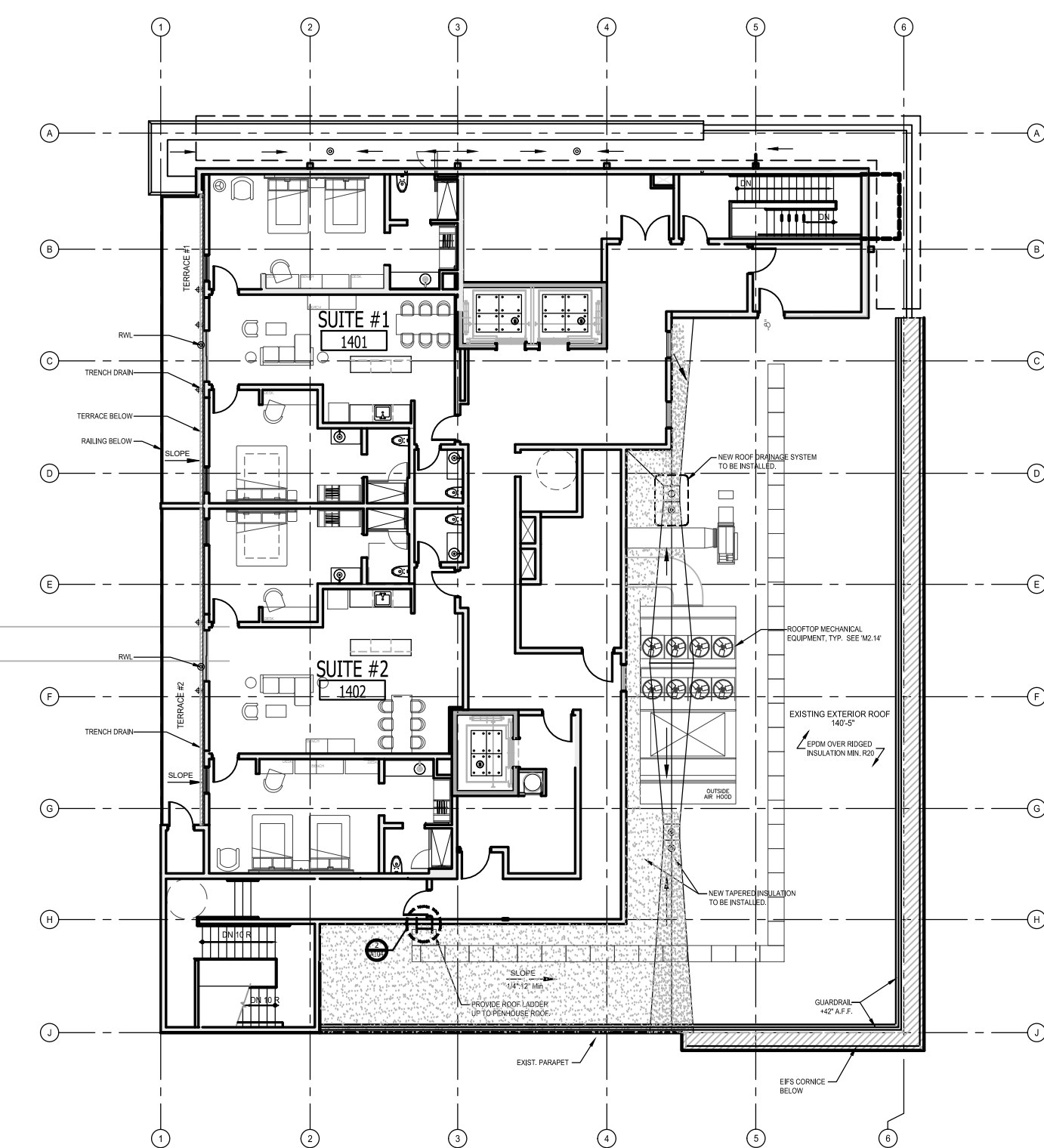
NO.	DESCRIPTION	DATE	BY
-	ISSUED FOR DEMOLITION	06/09/17	MV
-	ISSUED TO FRANCHISE	06/09/17	MV
-	ISSUED FOR BID (ID ONLY)	07/21/17	MV
-	ISSUED TO FRANCHISE	08/17/17	MV
-	ISSUED FOR PERMIT	08/04/17	MV
-	FOR FINAL APPROVAL	10/02/17	MV
-	ISSUED FOR PERMIT	11/28/17	MV
-	RE-ISSUED FOR PERMIT	03/07/18	AN
-	REV. DETAILS ON A700.2	06/04/18	AVK
-	REV. 90% REVIEW		
-	COMMENTS	04/24/19	AVK



2ND FLOOR PLAN



3RD - 12TH FLOOR PLANS




SUITES FLOOR PLAN (PENTHOUSE)

1 GUESTROOM KEY PLANS
SCALE: NTS

IMPORTANT NOTICE TO ALL CONTRACTORS AND OR SUBCONTRACTORS: (COMPLETE BUILDING SYSTEMS AND OR INSTALLATIONS)

- IF AWARDED A CONTRACT FOR ANY PORTION OF WORK NEEDED TO COMPLETE THIS PROJECT YOU ARE AGREEING TO THE FOLLOWING TERMS:
- YOU ARE A QUALIFIED CONTRACTOR AND OR SUBCONTRACTOR SPECIFICALLY IN PROVIDING A COMPLETE TURNKEY SERVICE IN YOUR TRADE OR PROFESSION FOR THE TYPE OF WORK AND SCOPE FOR THIS PROJECT.
- YOU AGREE TO PROVIDE A COMPLETE DESIGN-BUILD SOLUTION BASED ON THE ARCHITECT'S INTENDED DESIGN FOR THIS PROJECT.
- YOUR BID INCLUDED ALL THE STEPS, PROCESSES, MATERIALS, PRODUCTS, GOVERNING PERMITS AND APPROVALS NECESSARY TO PROVIDE A COMPLETED AND WARRANTED SYSTEM OR INSTALLATION THAT DOES NOT REQUIRE ANOTHER CONTRACTOR OR PRODUCT TO COMPLETE YOUR SCOPE OF WORK.
- YOUR BID MUST HAVE INCLUDED ANY DESIGN INFORMATION REFERENCED WITHIN ANY CIVIL, ARCHITECTURAL, STRUCTURAL, MECHANICAL, ELECTRICAL AND OR PLUMBING DRAWINGS. ALSO NOTE THESE DRAWINGS ARE SCHEMATIC AND ARE INTENDED TO SHOW ONLY BASIC CONCEPTS AND GENERAL INFORMATION THE COMPLETION OF YOUR WORK MAY INCLUDE OTHER STEPS, PROCESSES, MATERIALS, PRODUCTS, LABOR, GOVERNING PERMITS AND OR APPROVALS NECESSARY TO PROVIDE A COMPLETE SYSTEM INSTALLATION WHETHER SUGGESTED ON THE DRAWINGS OR NOT.
- AS AN EXAMPLE: ITEMS AND OR TASKS LIKE: FIRE CALLS, DRAFT STOPS, FASTENERS, ANCHORS, EMBEDMENTS, DUMPSTERS, DEBRIS CLEAN UP, ETC. ARE YOUR RESPONSIBILITY. ANY WORK NOT COMPLETED IN A TIMELY MANNER, OR INCOMPLETE WORK WILL BE BILLED BACK TO THE CONTRACTOR AND OR SUBCONTRACTOR, AT THE OWNERS' DISCRETION.



ARCHITECTURE
URBAN PLANNING
INTERIORS
HOTELS/ HOUSING/ MIXED USE
1800.630.3750
CA-SERVICES
ca@mwtusa.com / 1800.717.5816



WARNING
IT IS A VIOLATION OF THE LAW FOR ANY PERSON, UNLESS ACTING UNDER THE DIRECTION OF THE ARCHITECT, TO ALTER OR REPRODUCE THESE DRAWINGS IN ANY WAY.

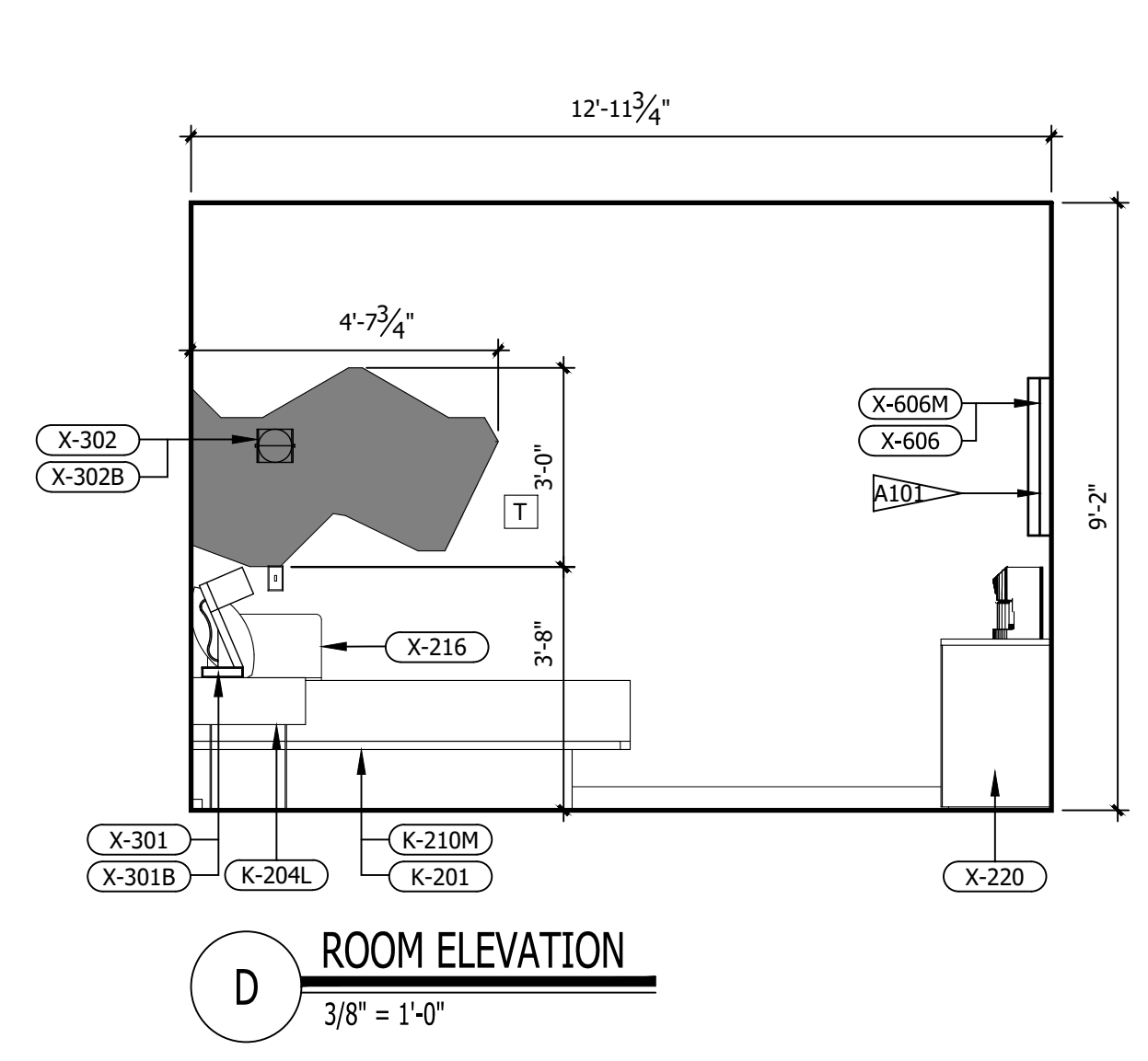
**ALOFT
MEMPHIS
DOWNTOWN**

63 NORTH B.B. KING BLVD.
MEMPHIS, TENNESSEE 38103

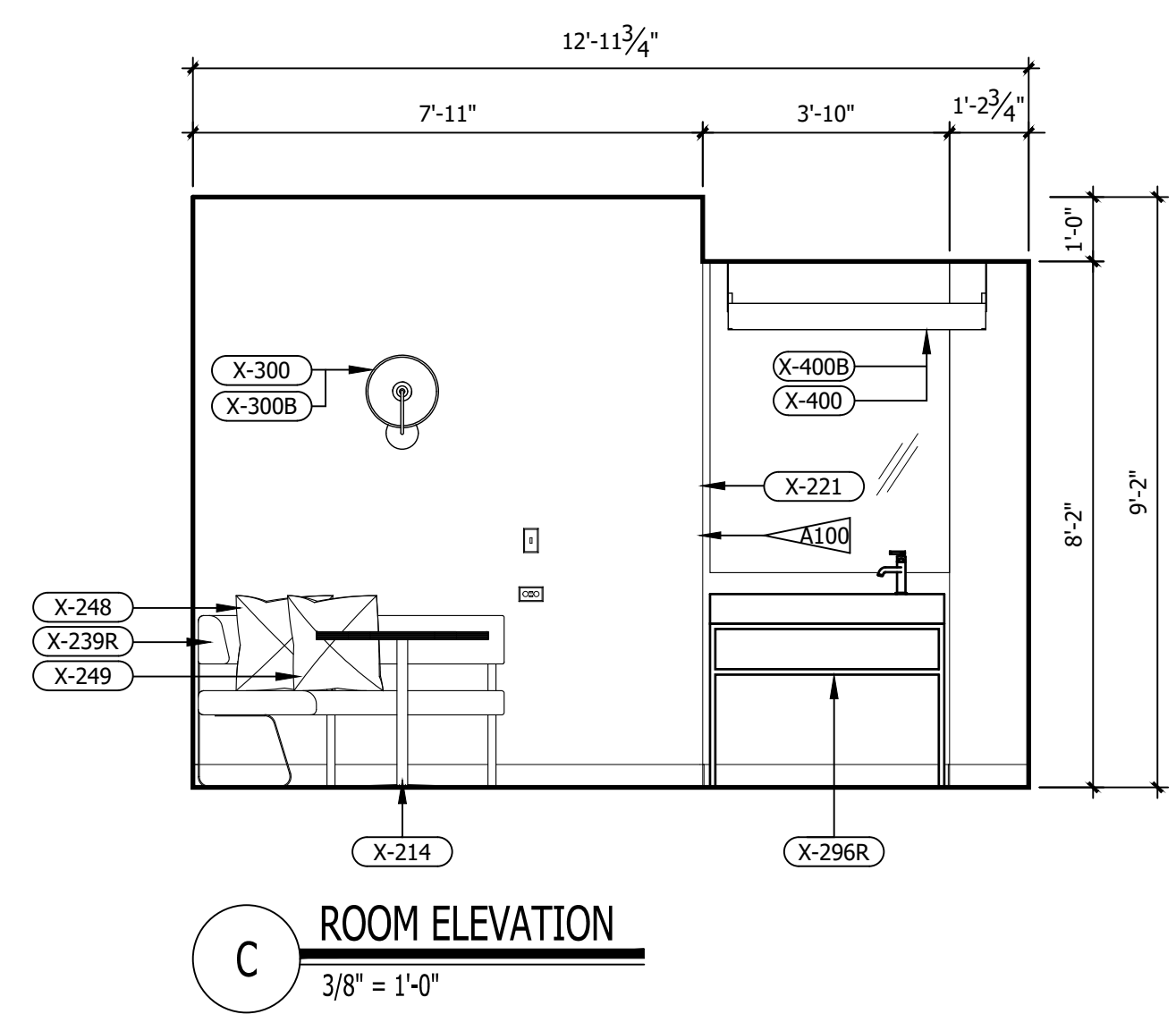
PROJECT NO.: 16 006
DATE: 8-4-2017
DRAWN BY: RS, BS, MV, AN
CHKD. BY: MWT

**GUESTROOM KEY
PLAN**

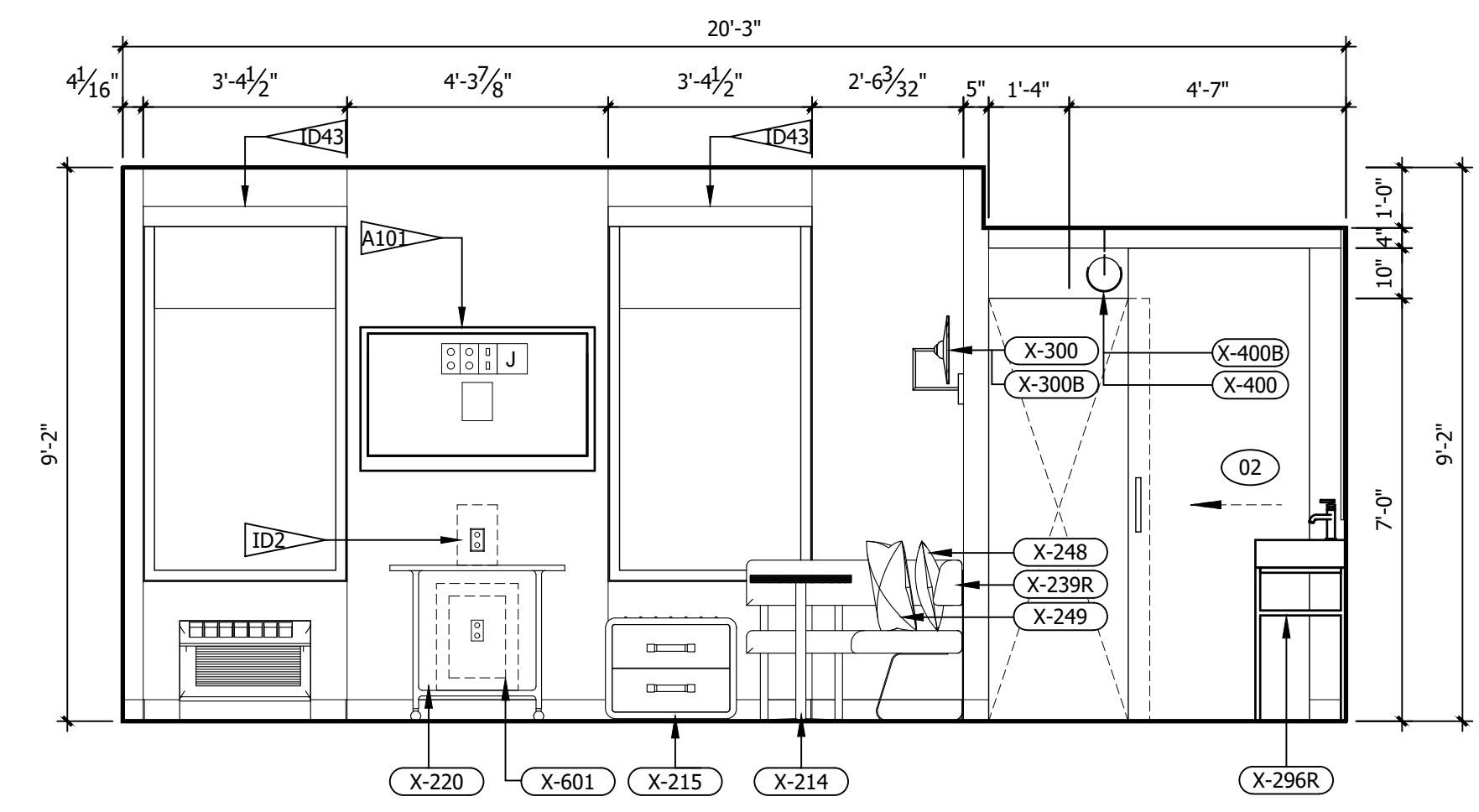
SHEET ID 450



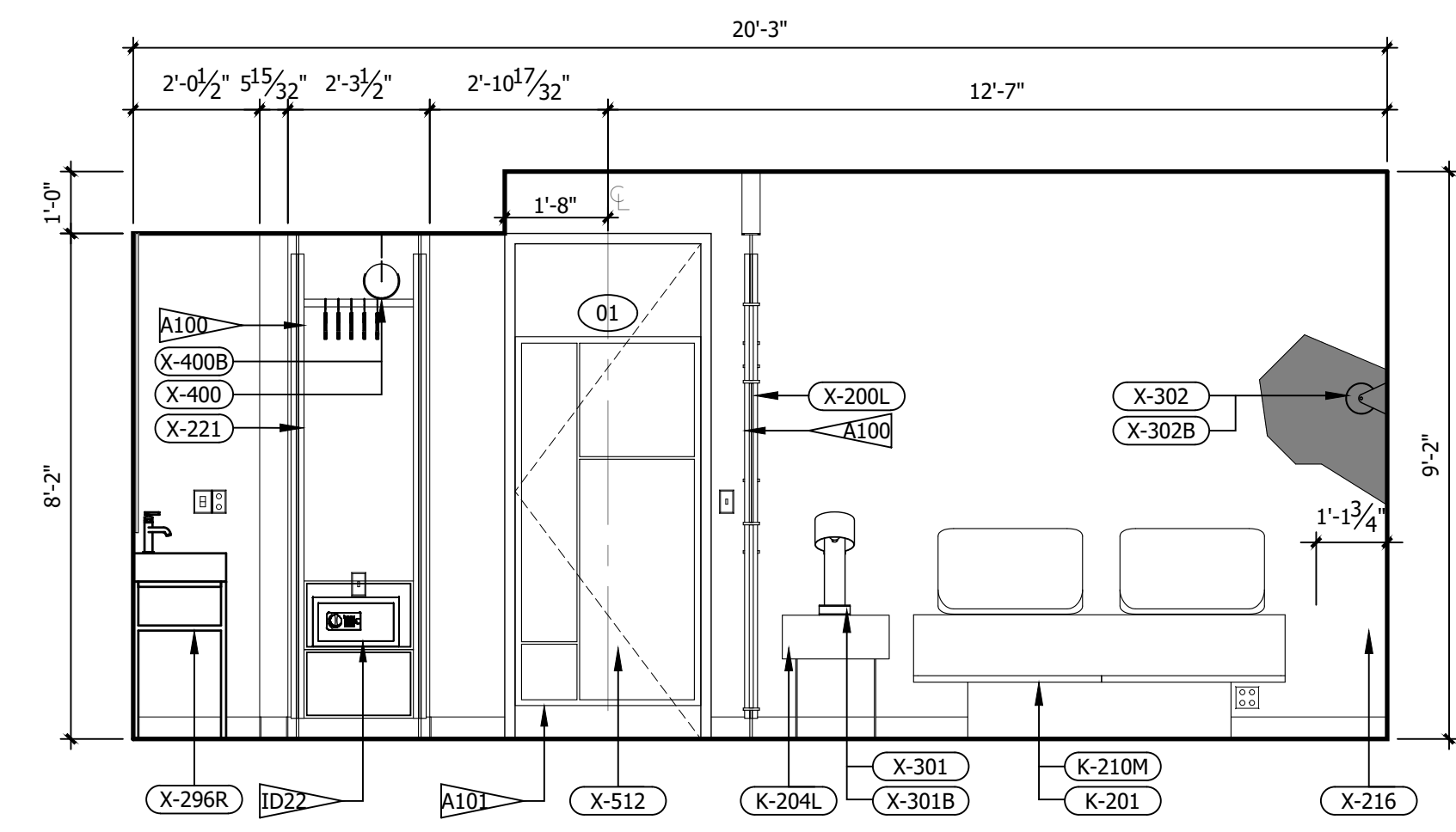
D ROOM ELEVATION
3/8" = 1'-0"



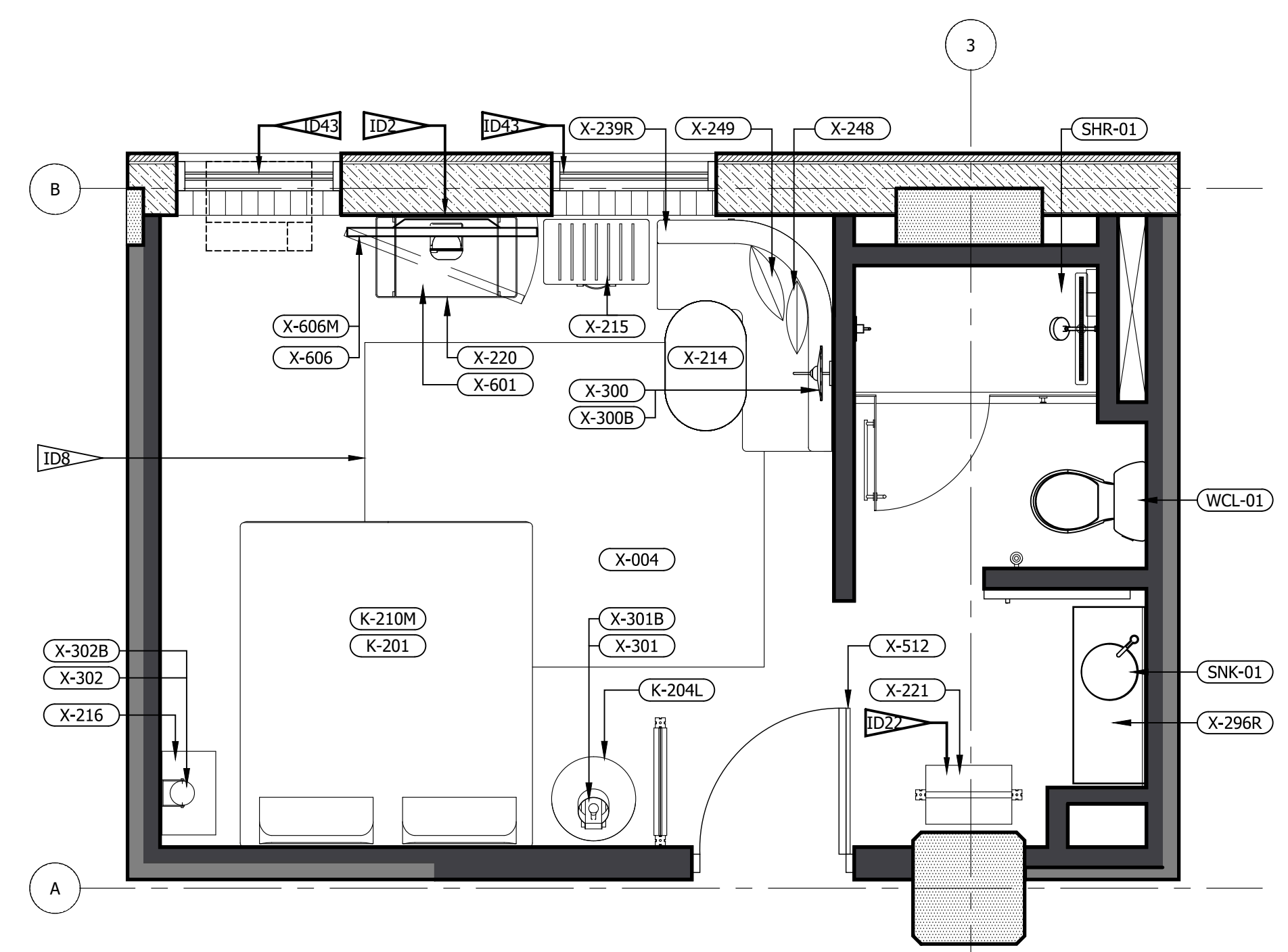
C ROOM ELEVATION
3/8" = 1'-0"



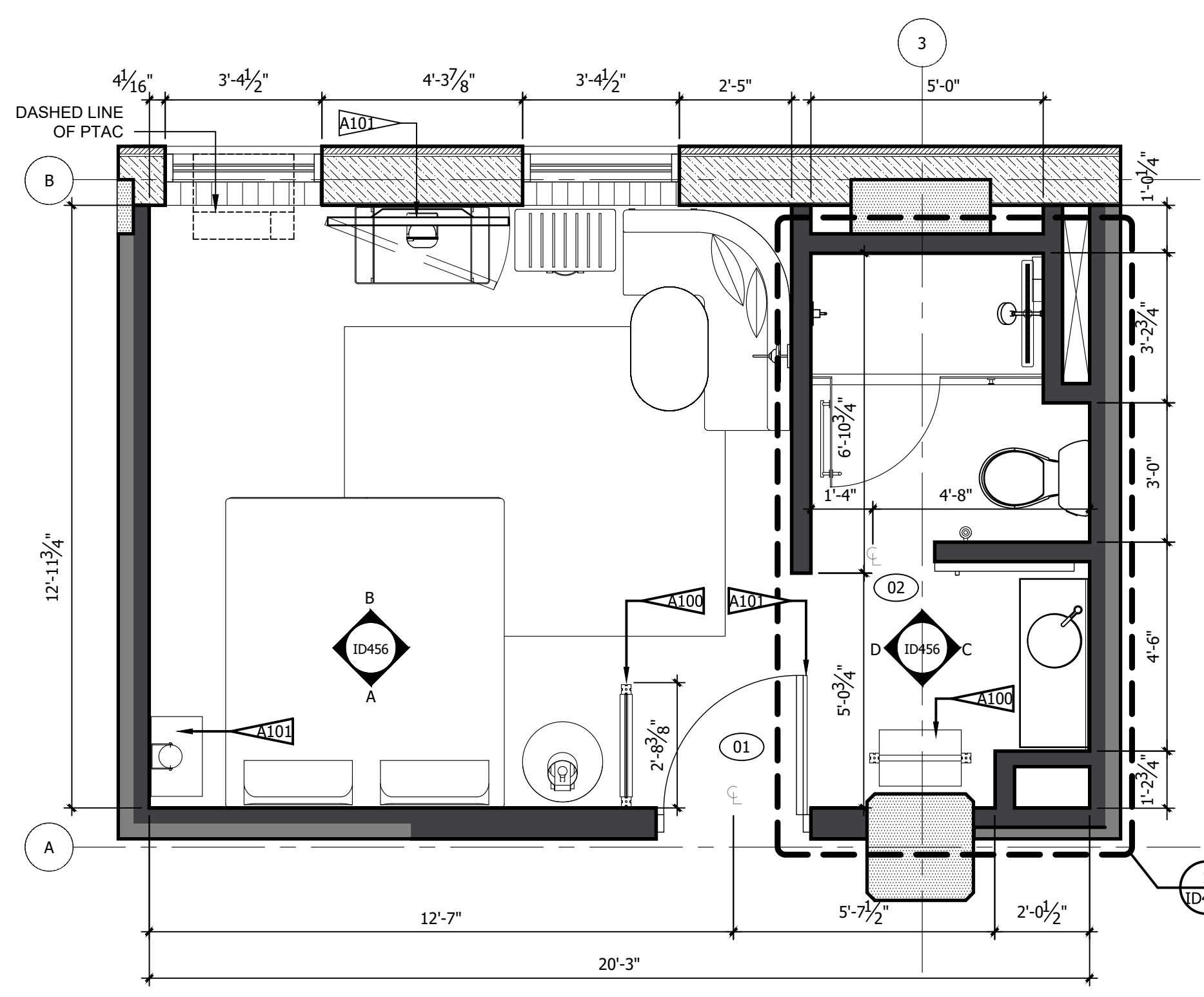
B ROOM ELEVATION
3/8" = 1'-0"



A ROOM ELEVATION
3/8" = 1'-0"



2 FFE PLAN (LEFT & RIGHT)
3/8" = 1'-0"



1 ARCHITECTURAL PLAN
3/8" = 1'-0"

- REFERENCE NOTES**
- REFER TO DESIGN STANDARDS, "GUESTROOMS" CHAPTER, FOR MAIN REQUIREMENTS RELATED TO THIS ARCHITECT IS RESPONSIBLE FOR DESIGNING PROJECT IN ACCORDANCE WITH THE ENTIRE DESIGN STANDARDS.
 - REFER TO ELECTRICAL SECTION OF BPM FOR SWITCHTYPE AND COVER.
- GENERAL NOTES**
- DIMENSIONS ARE TO FACE OF PARTITION UNLESS NOTED OTHERWISE. HOLD MINIMUM CLEAR DIMENSIONS
 - ELECTRICAL OUTLETS SHOWN ON ELEC/ PLUMBING/ MECH PLAN AND ON ELEVATIONS ARE FOR DEVICES AND FIXTURES SPECIFIED. ADDITIONAL OUTLETS MAY BE REQUIRED BY LOCAL BUILDING CODES
 - ALL DUPLEX RECEPTACLES TO BE INSTALLED @ 18" AFF UNO TYP.
 - ALL ELECTRICAL DIMENSIONS ARE TO THE CENTERLINE UNLESS NOTED OTHERWISE
 - G.C. TO PROVIDE BLOCKING AND / OR STRAPPING FOR ALL ITEMS ATTACHED TO WALLS OR MOUNTED TO CEILING ARCHITECT OF RECORD TO REVIEW
 - LOCATE STEAMER CONVENIENCE OUTLET ADJACENT TO WARDROBE AT 30" AFF
 - WARDROBE AND SCREEN WALL BASE PLATE SHALL BE MOUNTED PRIOR TO LVT, DRILLING THROUGH LVT WILL VOID MANUFACTURER WARRANTY
 - ALL GUEST FACING WALLS SHALL BE LEVEL 5, EGSHELL FINISH
 - INDICATE TAG FOR EL-001 LEGRAND OUTLET AT BANQUETTE AT 36" AFF
 - LOCATE SWITCH FOR SCONCE X-300 ABOVE THE LEGRAND SPECIALTY POWER OUTLET
 - RED CORD AT LIGHT FIXTURE X-301 AND X-302 SHALL BE INTENTIONALLY EXPOSED APPROXIMATELY 3"
 - ROLLER SHADE SHALL INCLUDE 'BINARY TWEED' GRAPHIC PRINT, CONTACT VQC VENDOR FOR GRAPHICS

- CRITERIA NOTES**
- CRITERIA NOTES ARE SHOWN CATEGORIZED BY DISCIPLINE AND COULD BE INTERPRETED TO APPLY TO MORE THAN ONE DISCIPLINE. FOR EFFICIENCY NOTES ARE ONLY SHOWN UNDER ONE PREDOMINANT DISCIPLINE. CONSULTANTS SHOULD FAMILIARIZE THEMSELVES WITH ALL CRITERIA NOTES.

AD ARCHITECTURAL

- A99 PROVIDE BLOCKING TO SECURE UPHOLSTERED PANEL AND STRUCTURE ABOVE
- A100 FFE SCREEN TO BE SECURED TO FLOOR AND STRUCTURE ABOVE
- A101 PROVIDE BLOCKING IN WALL

IDO INTERIOR DESIGN

- ID2 OWNER FURNISHED COFFEE MAKER
- ID8 SPECIFIED LVT/CARPET TILE INSET SYSTEM DOES NOT REQUIRE A TRANSITION STRIP BETWEEN LVT AND LVT FLOORING UNDERLAYMENT WILL BE INSTALLED UNDER LVT AND CARPET TILE FLOORING.
- ID22 OWNER FURNISHED SAFE
- ID35 PROVIDE MOTORIZED DRAPERY IN ACCESSIBLE ROOMS.
- ID39 PROVIDE BLACK RECEPTACLE AND SWITCH PLATES WHEN ON ACCENT WALL.
- ID40 COORDINATE OUTLET PLACEMENT WITH BED LOCATION.
- ID43 REFER TO THE ALOFT WINDOW TREATMENT PACKAGE FOR ROLLER SHADE SPECIFICATIONS.
- ID46 REFER TO INTERIOR DESIGN SPECIFICATIONS MANUAL FOR MOUNTING HEIGHT AND FOR INSTALLATION DIAGRAMS. CONTACT MANUFACTURER FOR ADDITIONAL INFORMATION.

IMPORTANT NOTICE TO ALL CONTRACTORS AND OR SUBCONTRACTORS: (COMPLETE BUILDING SYSTEMS AND OR INSTALLATIONS)

- IF AWARDED A CONTRACT FOR ANY PORTION OF WORK NEEDED TO COMPLETE THIS PROJECT YOU ARE AGREEING TO THE FOLLOWING TERMS:
- YOU ARE A QUALIFIED CONTRACTOR AND OR SUBCONTRACTOR SPECIFICALLY IN PROVIDING A COMPLETE TURNKEY SERVICE IN YOUR TRADE OR PROFESSION FOR THE TYPE OF WORK AND SCOPE FOR THIS PROJECT.
- YOUR BID INCLUDES ALL THE STEPS, PROCESSES, MATERIALS, PRODUCTS, GOVERNING PERMITS AND APPROVALS NECESSARY TO PROVIDE A COMPLETED AND WARRANTED SYSTEM OR INSTALLATION THAT DOES NOT REQUIRE ANOTHER CONTRACTOR OR PRODUCT TO COMPLETE YOUR SCOPE OF WORK.
- YOUR BID MUST HAVE INCLUDED ANY DESIGN INFORMATION REFERENCED WITHIN ANY CIVIL, ARCHITECTURAL, STRUCTURAL, MECHANICAL, ELECTRICAL AND OR PLUMBING DRAWINGS. ALSO NOTE THESE DRAWINGS ARE SCHEMATIC AND ARE INTENDED TO SHOW ONLY BASIC CONCEPTS AND GENERAL INFORMATION THE COMPLETION OF YOUR WORK MAY INCLUDE OTHER STEPS, PROCESSES, MATERIALS, PRODUCTS, LABOR, GOVERNING PERMITS AND OR APPROVALS NECESSARY TO PROVIDE A COMPLETE SYSTEM INSTALLATION WHETHER SUGGESTED ON THE DRAWINGS OR NOT.
- AS AN EXAMPLE: ITEMS AND OR TASKS LIKE: FIRE CALLS, DRAFT STOPS, FASTENERS, ANCHORS, EMBEDMENTS, DUMPSTERS, DEBRIS CLEAN UP, ETC. ARE YOUR RESPONSIBILITY. ANY WORK NOT COMPLETED IN A TIMELY MANNER, OR INCOMPLETE WORK WILL BE BILLED BACK TO THE CONTRACTOR AND OR SUBCONTRACTOR, AT THE OWNERS' DISCRETION.

NO.	DESCRIPTION	DATE	BY
-	ISSUED FOR DEMOLITION	06/08/17	MV
-	ISSUED TO FRANCHISE	06/09/17	MV
-	ISSUED FOR BID (ID ONLY)	07/21/17	MV
-	ISSUED TO FRANCHISE	08/17/17	MV
-	ISSUED FOR PERMIT	08/04/17	MV
-	FOR FINAL APPROVAL	10/02/17	MV
-	ISSUED FOR PERMIT	11/28/17	MV
-	RE-ISSUED FOR PERMIT	03/07/18	AN
-	REV. DETAILS ON A700.2	06/04/18	AVK
-	RE-90% FRANCHISE COMMENTS	06/04/18	AVK



ARCHITECTURE
URBAN PLANNING
INTERIORS
HOTELS/ HOUSING/ MIXED USE
1800.630.3750
CA-SERVICES
ca@mwtusa.com / 1800.717.5816

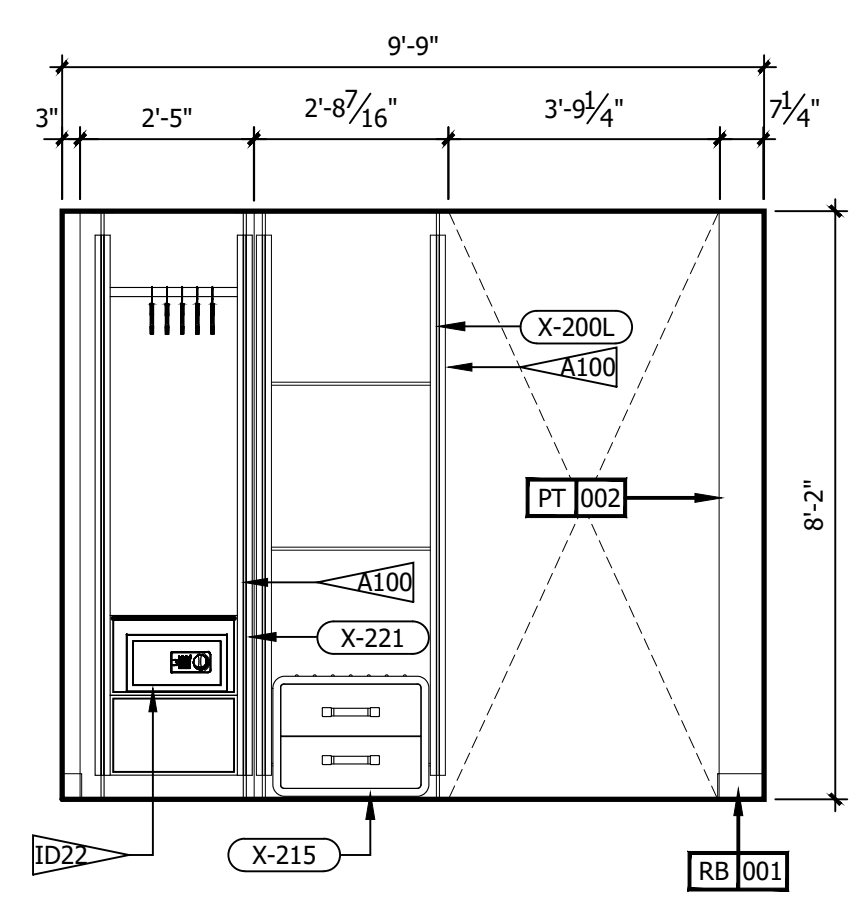


WARNING
IT IS A VIOLATION OF THE LAW FOR ANY PERSON, UNLESS ACTING UNDER THE DIRECTION OF THE ARCHITECT, TO ALTER OR REPRODUCE THESE DRAWINGS IN ANY WAY.

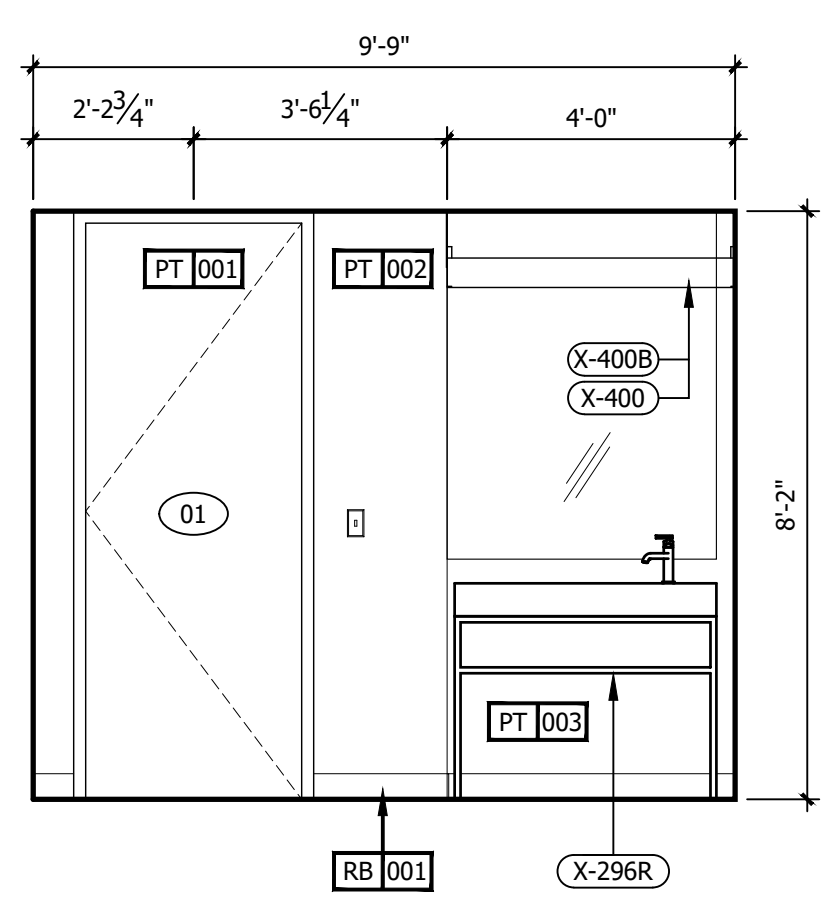
ALOFT
MEMPHIS
DOWNTOWN
63 NORTH B.B. KING BLVD.
MEMPHIS, TENNESSEE 38103

PROJECT NO.: 16 006
DATE: 04-12-2019
DRAWN BY: EF/RW
CHKD. BY: MWT

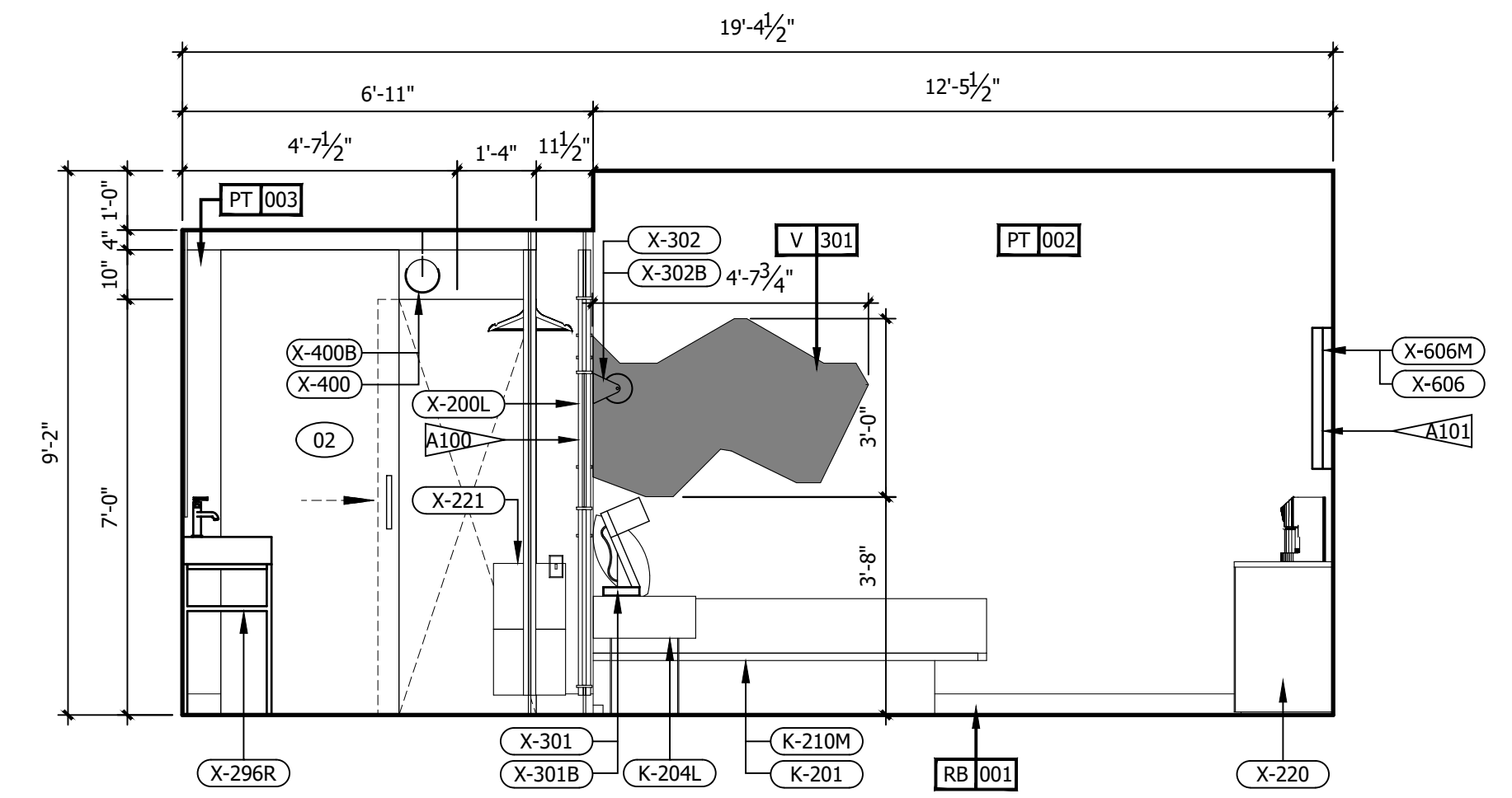
ENLARGED
RM#6 KING
PLANS & DETAILS
SHEET ID456



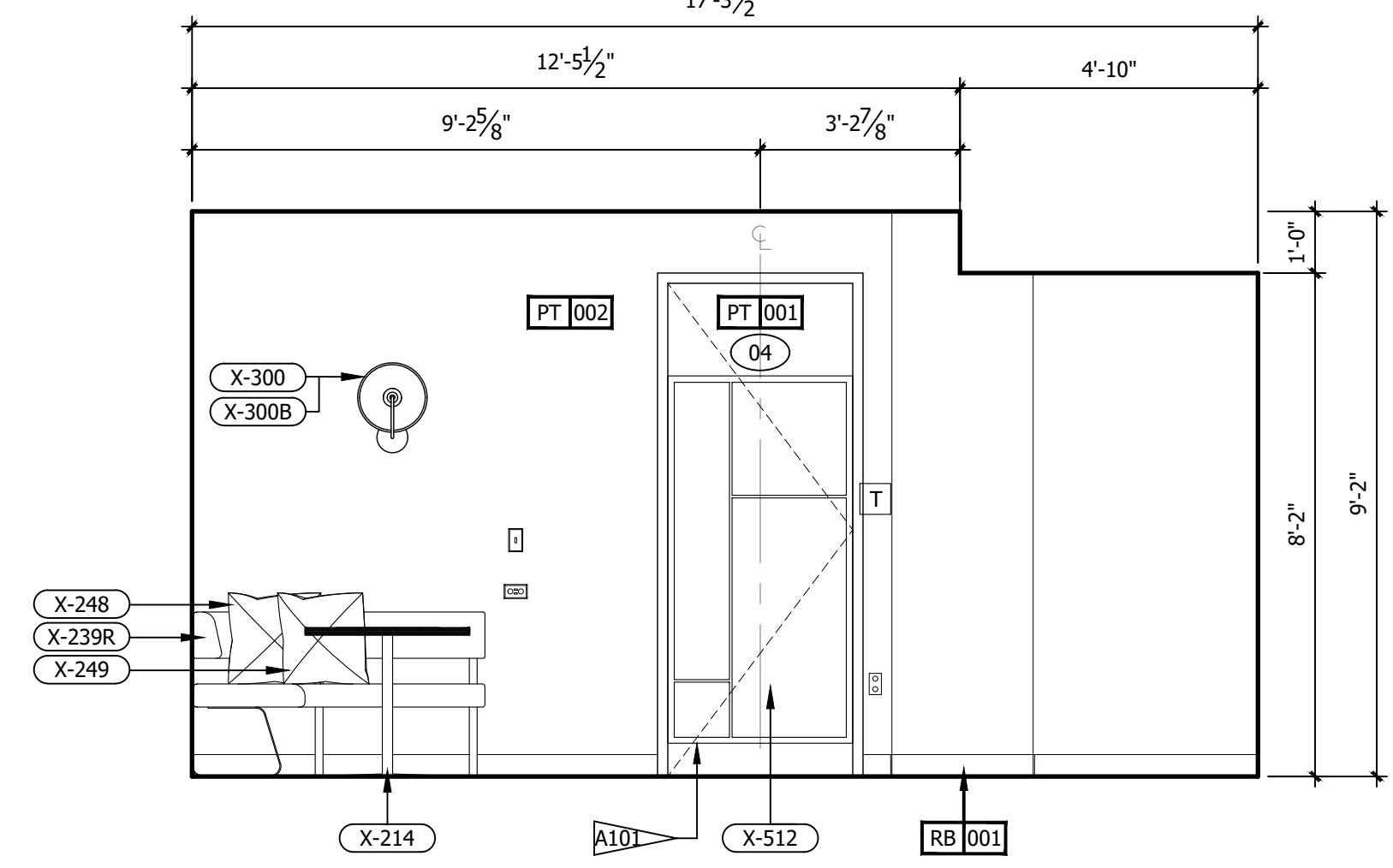
F ROOM ELEVATION
3/8" = 1'-0"



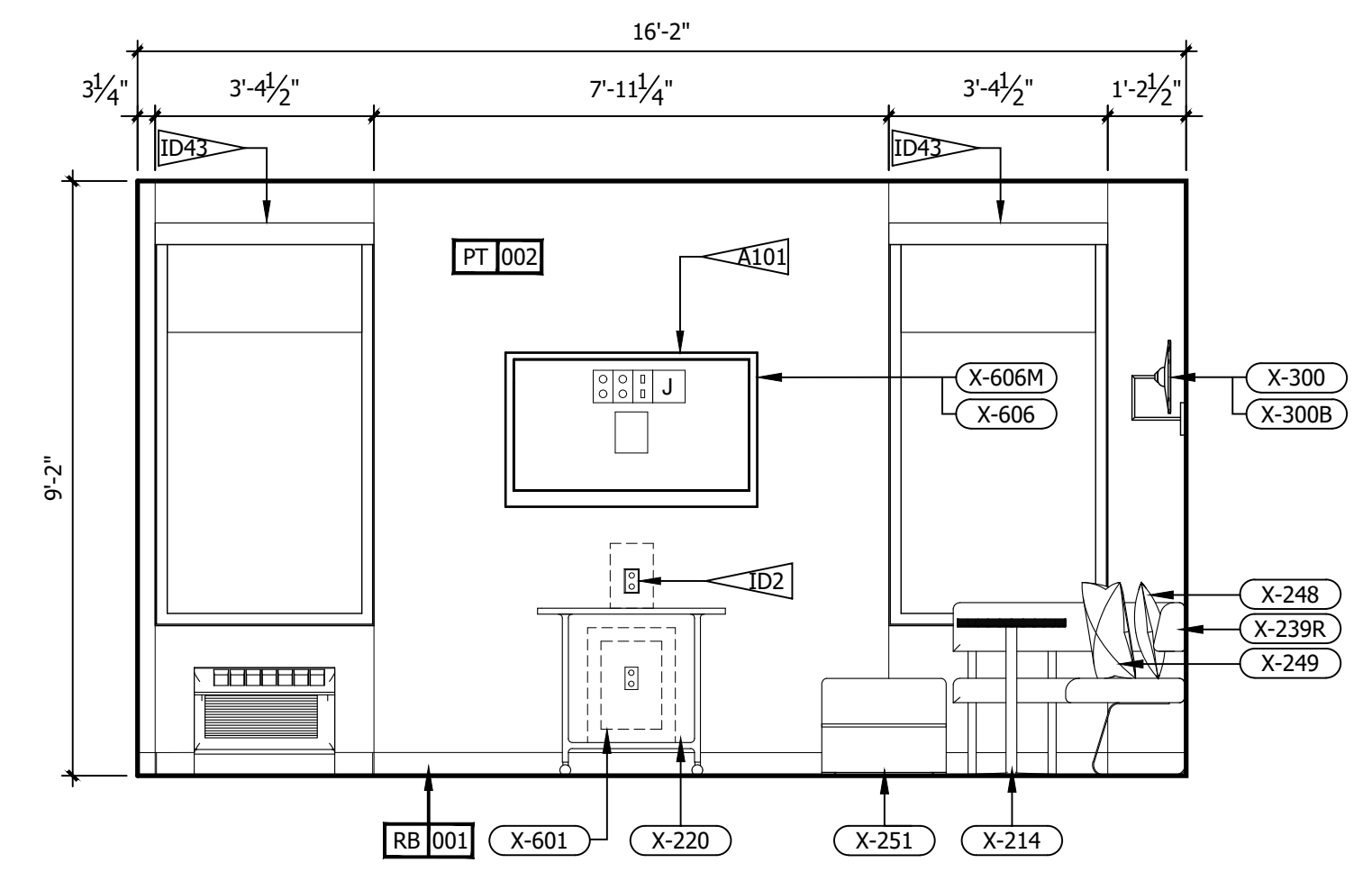
E ROOM ELEVATION
3/8" = 1'-0"



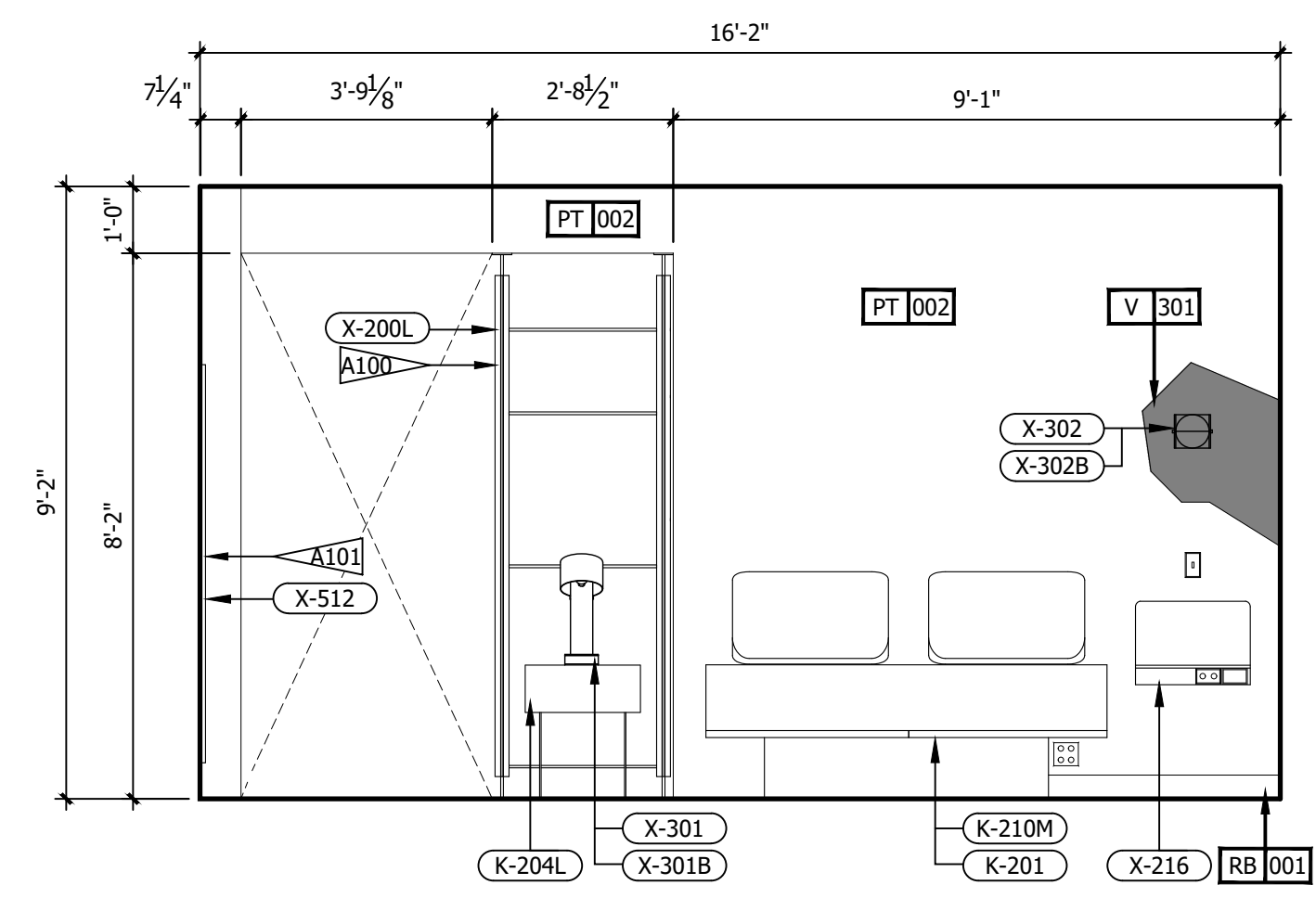
D ROOM ELEVATION
3/8" = 1'-0"



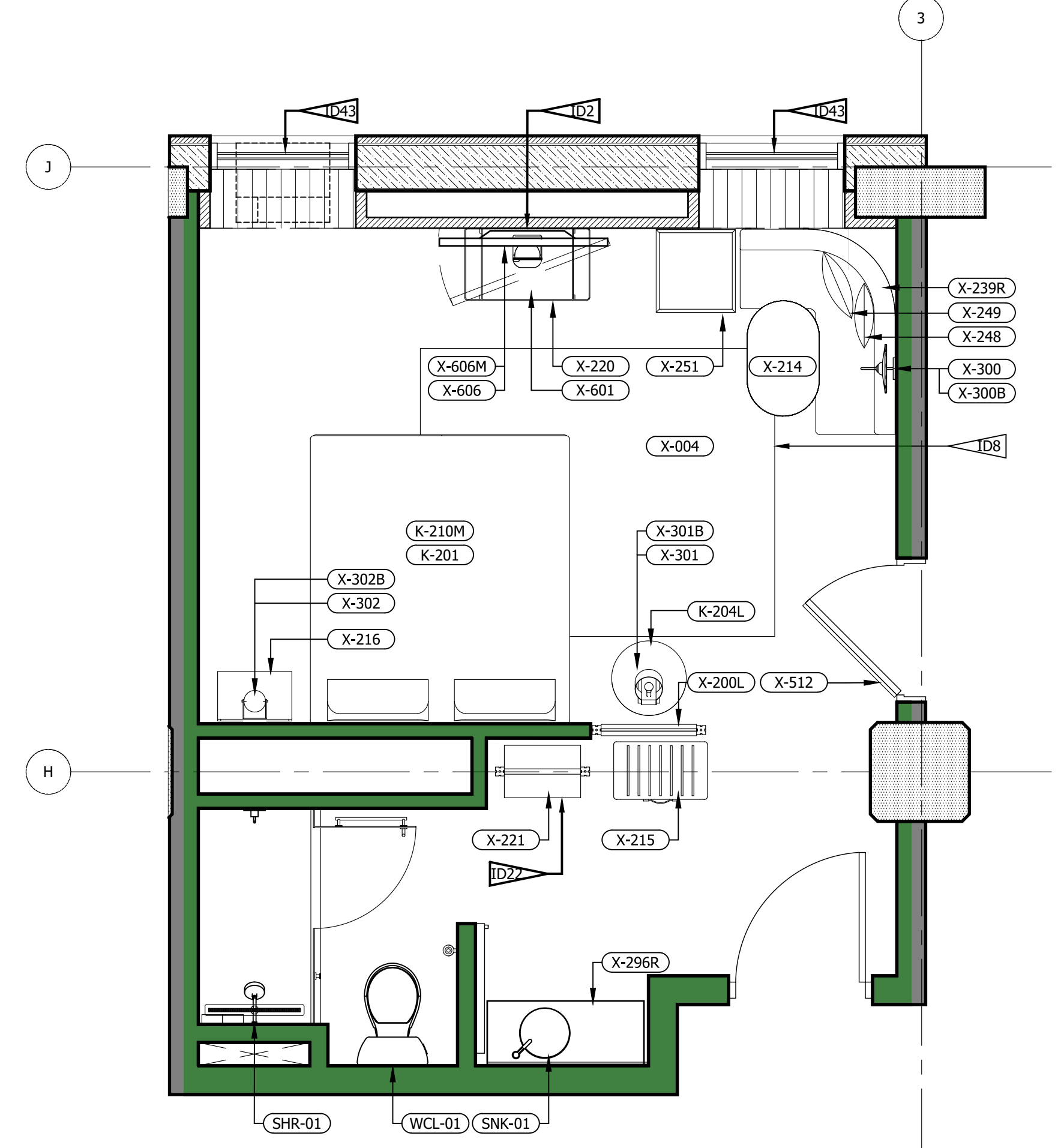
C ROOM ELEVATION
3/8" = 1'-0"



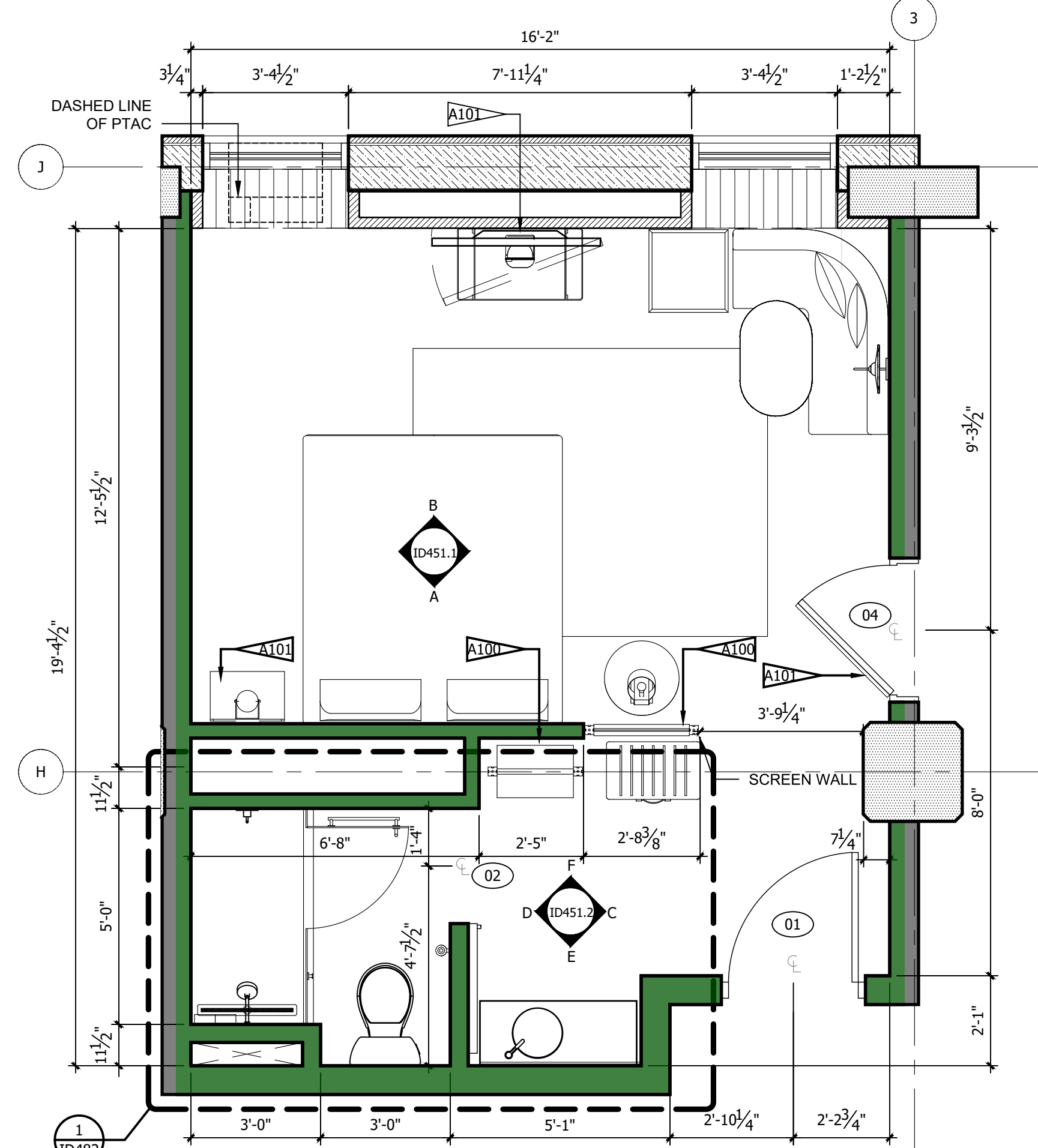
B ROOM ELEVATION
3/8" = 1'-0"



A ROOM ELEVATION
3/8" = 1'-0"



2 FFE PLAN (LEFT & RIGHT)
3/8" = 1'-0"



1 ARCHITECTURAL PLAN
3/8" = 1'-0"

REFERENCE NOTES	
A.	REFER TO DESIGN STANDARDS, "GUESTROOMS" CHAPTER, FOR MAIN REQUIREMENTS RELATED TO THIS ARCHITECT IS RESPONSIBLE FOR DESIGNING PROJECT IN ACCORDANCE WITH THE ENTIRE DESIGN STANDARDS.
B.	REFER TO ELECTRICAL SECTION OF BPM FOR SWITCHTYPE AND COVER.

GENERAL NOTES	
1.	DIMENSIONS ARE TO FACE OF PARTITION UNLESS NOTED OTHERWISE. HOLD MINIMUM CLEAR DIMENSIONS
2.	ELECTRICAL OUTLETS SHOWN ON ELEC/ PLUMBING/ MECH PLAN AND ON ELEVATIONS ARE FOR DEVICES AND FIXTURES SPECIFIED. ADDITIONAL OUTLETS MAY BE REQUIRED BY LOCAL BUILDING CODES
3.	ALL DUPLEX RECEPTACLES TO BE INSTALLED @ 18" AFF UNO TYP.
4.	ALL ELECTRICAL DIMENSIONS ARE TO THE CENTERLINE UNLESS NOTED OTHERWISE
5.	G.C. TO PROVIDE BLOCKING AND / OR STRAPPING FOR ALL ITEMS ATTACHED TO WALLS OR MOUNTED TO CEILING ARCHITECT OF RECORD TO REVIEW
6.	LOCATE STEAMER CONVENIENCE OUTLET ADJACENT TO WARDROBE AT 30" AFF
7.	WARDROBE AND SCREEN WALL BASE PLATE SHALL BE MOUNTED PRIOR TO LVT, DRILLING THROUGH LVT WILL VOID MANUFACTURER WARRANTY
8.	ALL GUEST FACING WALLS SHALL BE LEVEL 5, EGHELL FINISH
9.	INDICATE TAG FOR EL-001 LEGRAND OUTLET AT BANQUETTE AT 36" AFF
10.	LOCATE SWITCH FOR SCONCE X-300 ABOVE THE LEGRAND SPECIALTY POWER OUTLET
11.	RED CORD AT LIGHT FIXTURE X-301 AND X-302 SHALL BE INTENTIONALLY EXPOSED APPROXIMATELY 3"
12.	ROLLER SHADE SHALL INCLUDE 'BINARY TWEED' GRAPHIC PRINT, CONTACT VQC VENDOR FOR GRAPHICS

CRITERIA NOTES	
CRITERIA NOTES ARE SHOWN CATEGORIZED BY DISCIPLINE AND SHOULD BE INTERPRETED TO APPLY TO MORE THAN ONE DISCIPLINE. FOR EFFICIENCY, NOTES ARE ONLY SHOWN UNDER ONE PREDOMINANT DISCIPLINE. CONSULTANTS SHOULD FAMILIARIZE THEMSELVES WITH ALL CRITERIA NOTES.	

ARCHITECTURAL	
A99	PROVIDE BLOCKING TO SECURE UPHOLSTERED PANEL.
A100	FFE SCREEN TO BE SECURED TO FLOOR AND STRUCTURE ABOVE
A101	PROVIDE BLOCKING IN WALL

INTERIOR DESIGN	
ID2	OWNER FURNISHED COFFEE MAKER
ID8	SPECIFIED LVT/CARPET TILE INSET SYSTEM DOES NOT REQUIRE A TRANSITION STRIP BETWEEN LVT AND LVT FLOORING UNDERLAYMENT WILL BE INSTALLED UNDER LVT AND CARPET TILE FLOORING.
ID22	OWNER FURNISHED SAFE
ID35	PROVIDE MOTORIZED DRAPERY IN ACCESSIBLE ROOMS.
ID39	PROVIDE BLACK RECEPTACLE AND SWITCH PLATES WHEN ON ACCENT WALL.
ID40	COORDINATE OUTLET PLACEMENT WITH BED LOCATION.
ID43	REFER TO THE ALOFT WINDOW TREATMENT PACKAGE FOR ROLLER SHADE SPECIFICATIONS.
ID46	REFER TO INTERIOR DESIGN SPECIFICATIONS MANUAL FOR MOUNTING HEIGHT AND FOR INSTALLATION DIAGRAMS. CONTACT MANUFACTURER FOR ADDITIONAL INFORMATION.

IMPORTANT NOTICE TO ALL CONTRACTORS AND OR SUBCONTRACTORS: (COMPLETE BUILDING SYSTEMS AND OR INSTALLATIONS)

- IF AWARDED A CONTRACT FOR ANY PORTION OF WORK NEEDED TO COMPLETE THIS PROJECT YOU ARE AGREEING TO THE FOLLOWING TERMS:
- YOU ARE A QUALIFIED CONTRACTOR AND OR SUBCONTRACTOR SPECIFICALLY IN PROVIDING A COMPLETE TURNKEY SERVICE IN YOUR TRADE OR PROFESSION FOR THE TYPE OF WORK AND SCOPE FOR THIS PROJECT.
- YOUR BID INCLUDED ALL THE STEPS, PROCESSES, MATERIALS, PRODUCTS, GOVERNING PERMITS AND APPROVALS NECESSARY TO PROVIDE A COMPLETED AND WARRANTED SYSTEM OR INSTALLATION THAT DOES NOT REQUIRE ANOTHER CONTRACTOR OR PRODUCT TO COMPLETE YOUR SCOPE OF WORK.
- YOUR BID MUST HAVE INCLUDED ANY DESIGN INFORMATION REFERENCED WITHIN ANY CIVIL, ARCHITECTURAL, STRUCTURAL, MECHANICAL, ELECTRICAL AND OR PLUMBING DRAWINGS. ALSO NOTE THESE DRAWINGS ARE SCHEMATIC AND ARE INTENDED TO SHOW ONLY BASIC CONCEPTS AND GENERAL INFORMATION THE COMPLETION OF YOUR WORK MAY INCLUDE OTHER STEPS, PROCESSES, MATERIALS, PRODUCTS, LABOR, GOVERNING PERMITS AND OR APPROVALS NECESSARY TO PROVIDE A COMPLETE SYSTEM INSTALLATION WHETHER SUGGESTED ON THE DRAWINGS OR NOT.
- AS AN EXAMPLE: ITEMS AND OR TASKS LIKE: FIRE CALLS, DRAFT STOPS, FASTENERS, ANCHORS, EMBEDMENTS, DUMPSTERS, DEBRIS CLEAN UP, ETC. ARE YOUR RESPONSIBILITY. ANY WORK NOT COMPLETED IN A TIMELY MANNER, OR INCOMPLETE WORK WILL BE BILLED BACK TO THE CONTRACTOR AND OR SUBCONTRACTOR, AT THE OWNERS' DISCRETION.

NO.	DESCRIPTION	DATE	BY
-	ISSUED FOR DEMOLITION	06/09/17	MV
-	ISSUED TO FRANCHISE	06/09/17	MV
-	ISSUED FOR BID (ID ONLY)	07/21/17	MV
-	ISSUED TO FRANCHISE	08/17/17	MV
-	ISSUED FOR PERMIT	08/04/17	MV
-	FOR FINAL APPROVAL	10/02/17	MV
-	ISSUED FOR PERMIT	11/28/17	MV
-	RE-ISSUED FOR PERMIT	03/07/18	AN
-	REV. DETAILS ON A700.2	06/04/18	AVK
-	RE-90% FRANCHISE COMMENTS	06/04/18	AVK



ARCHITECTURE
URBAN PLANNING
INTERIORS
HOTELS/ HOUSING/ MIXED USE
1800.630.3750
CA-SERVICES
ca@mwtusa.com / 1800.717.5816

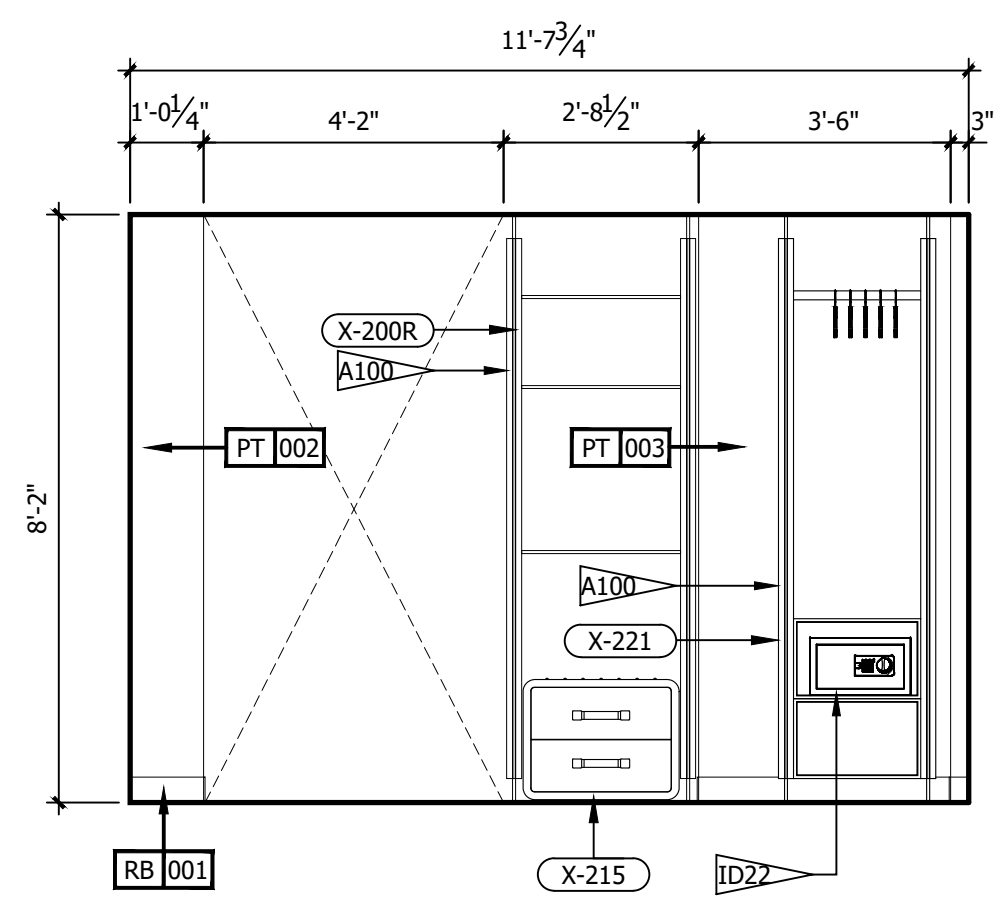


WARNING
IT IS A VIOLATION OF THE LAW FOR ANY PERSON, UNLESS ACTING UNDER THE DIRECTION OF THE ARCHITECT, TO ALTER OR REPRODUCE THESE DRAWINGS IN ANY WAY.

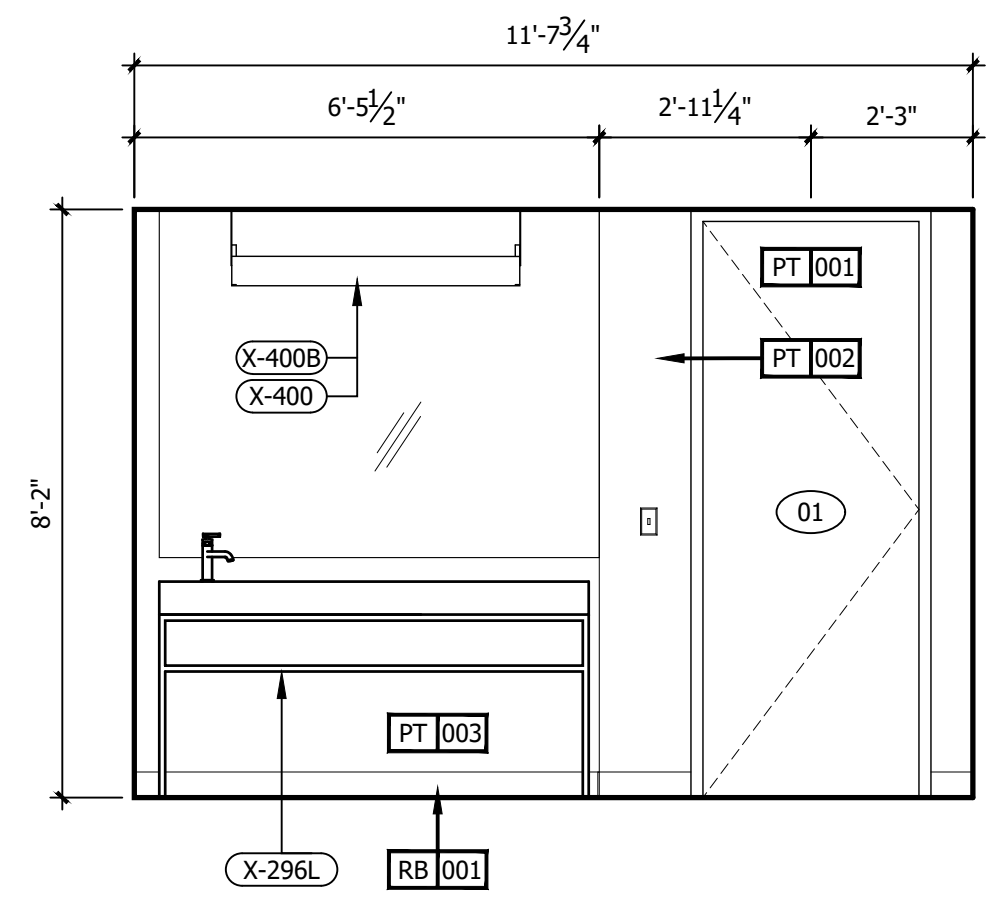
ALOFT
MEMPHIS
DOWNTOWN
63 NORTH B.B. KING BLVD.
MEMPHIS, TENNESSEE 38103

PROJECT NO.: 16 006
DATE: 04-12-2019
DRAWN BY: EF/RW
CHKD. BY: MWT

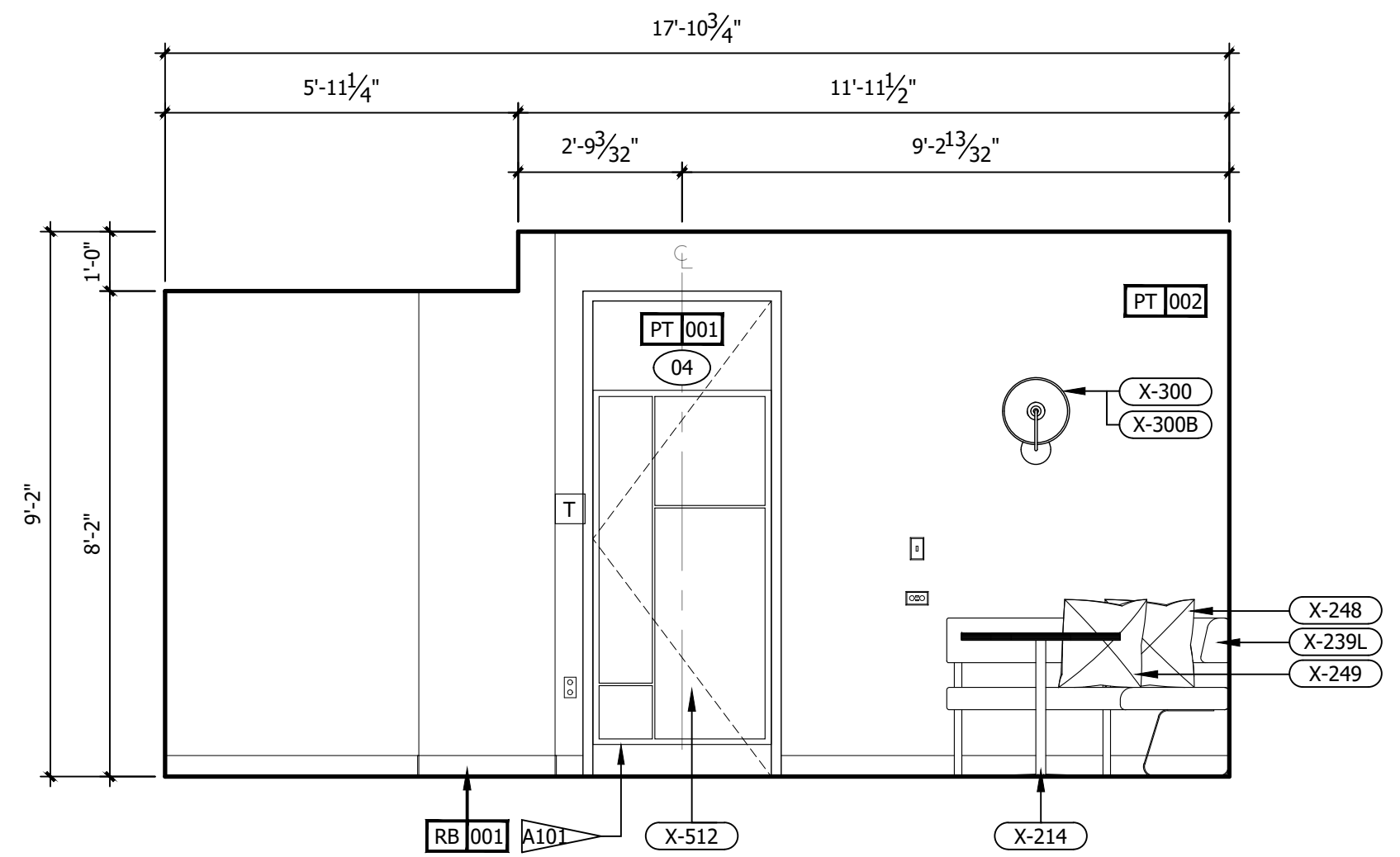
ENLARGED
RM#1 KING
PLANS & DETAILS
SHEET ID451



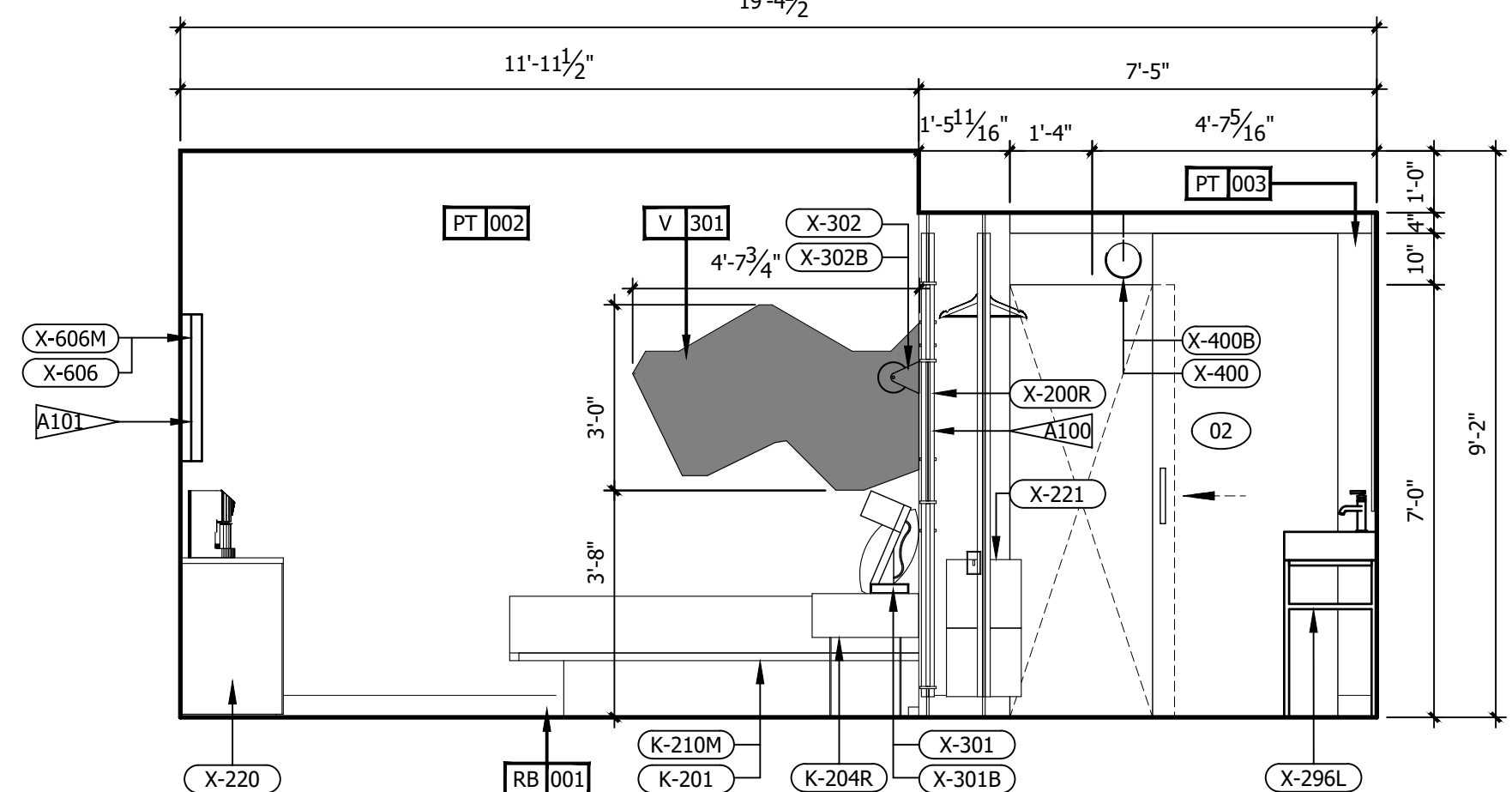
F ROOM ELEVATION
3/8" = 1'-0"



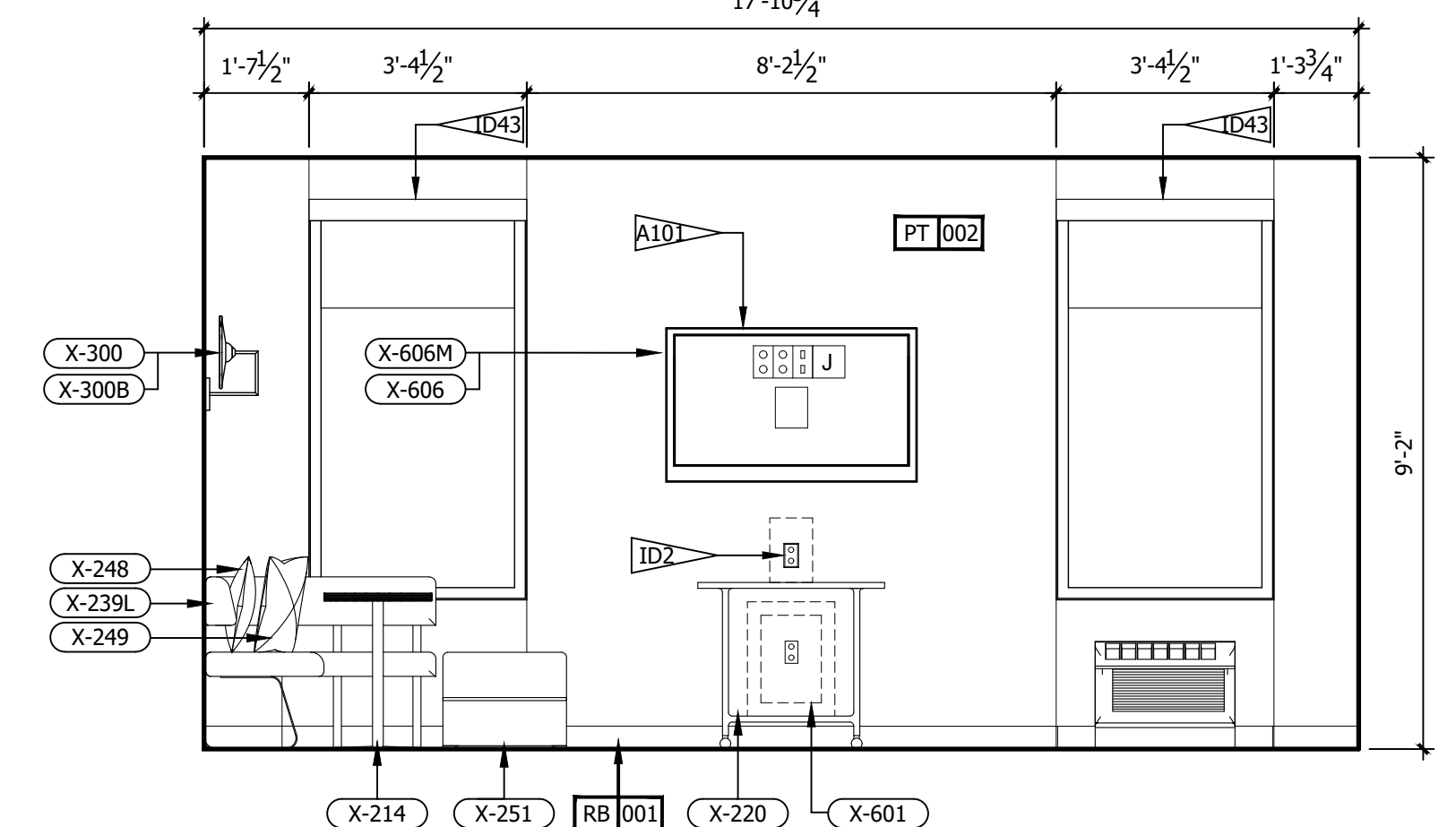
E ROOM ELEVATION
3/8" = 1'-0"



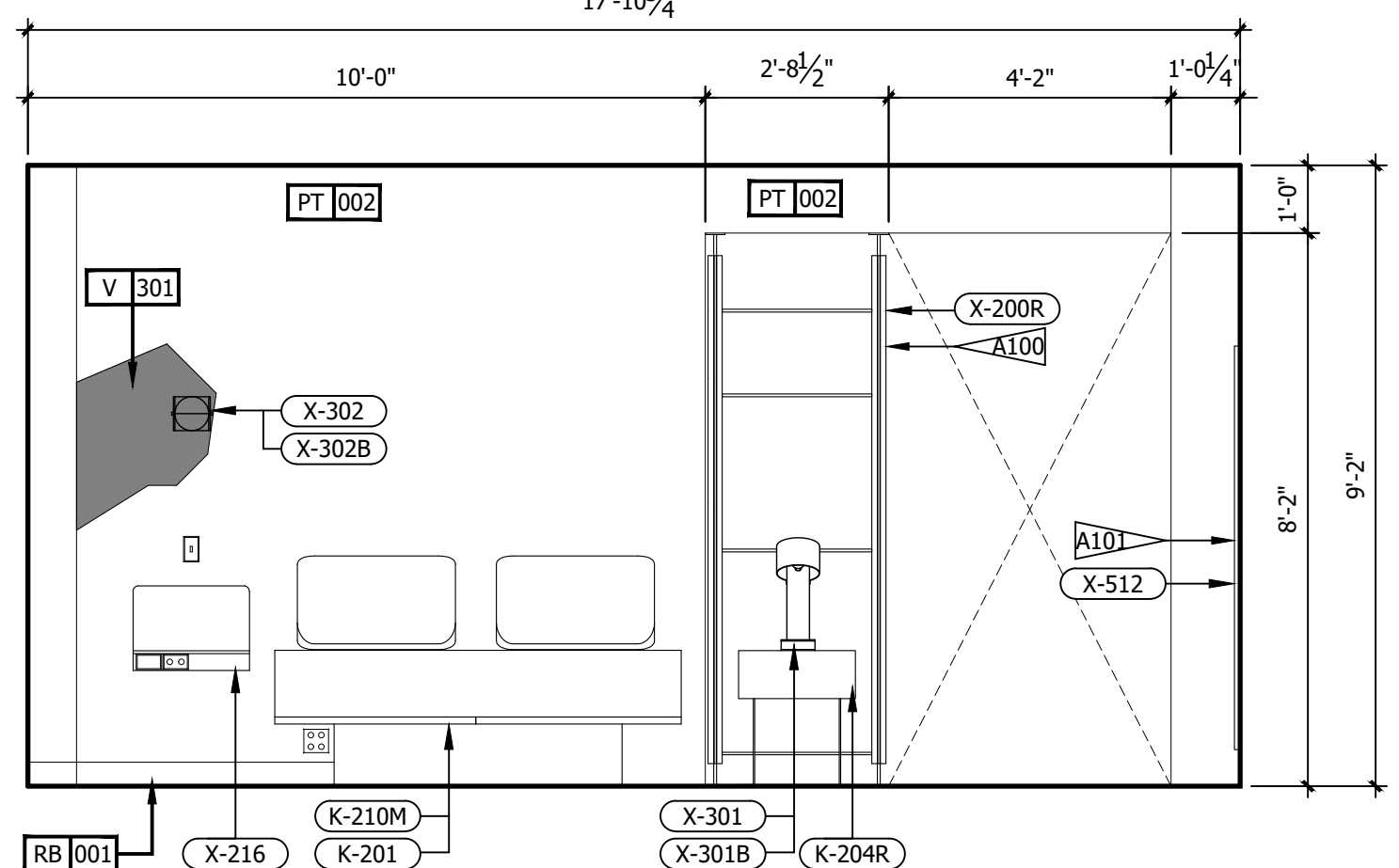
D ROOM ELEVATION
3/8" = 1'-0"



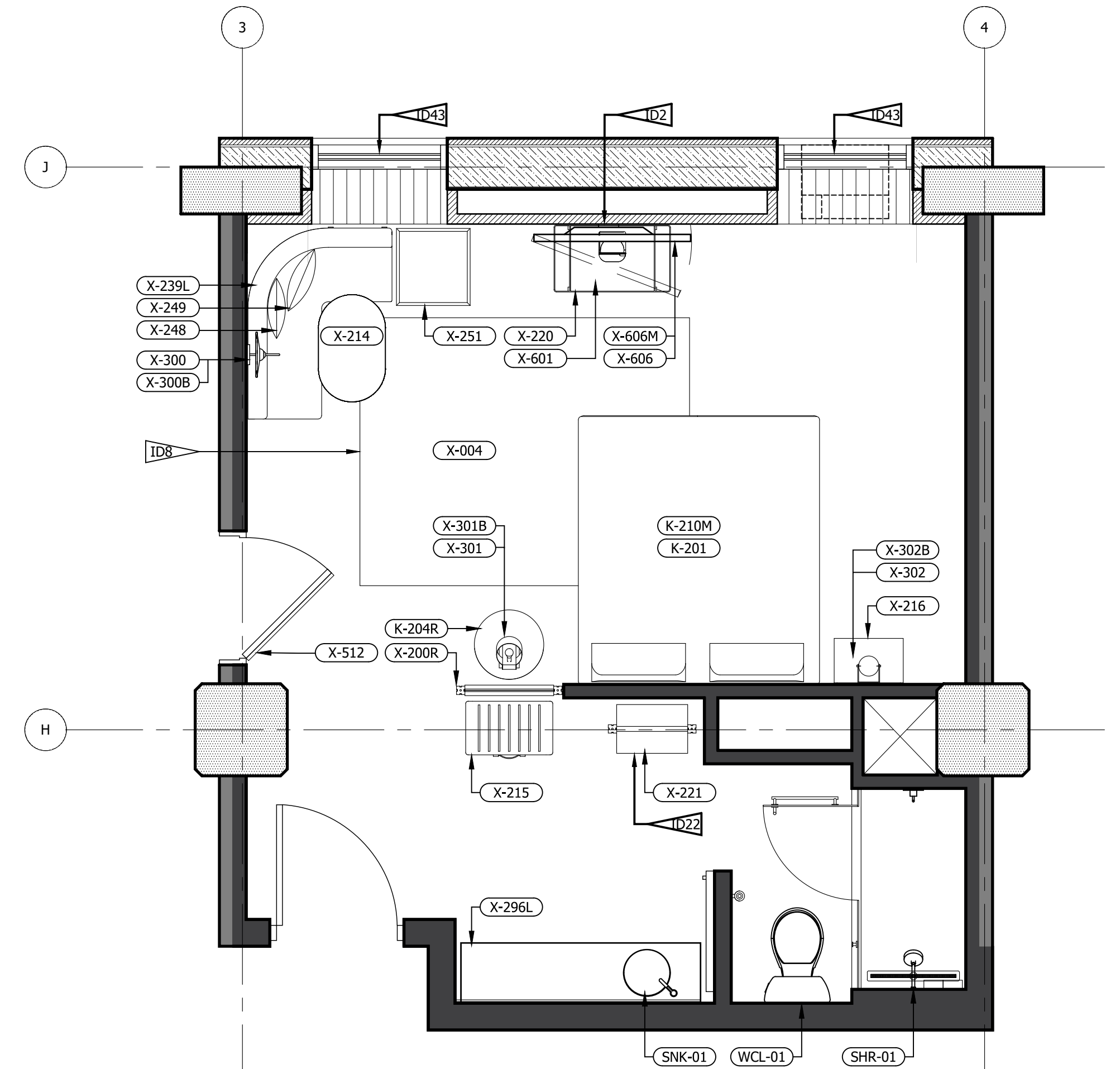
C ROOM ELEVATION
3/8" = 1'-0"



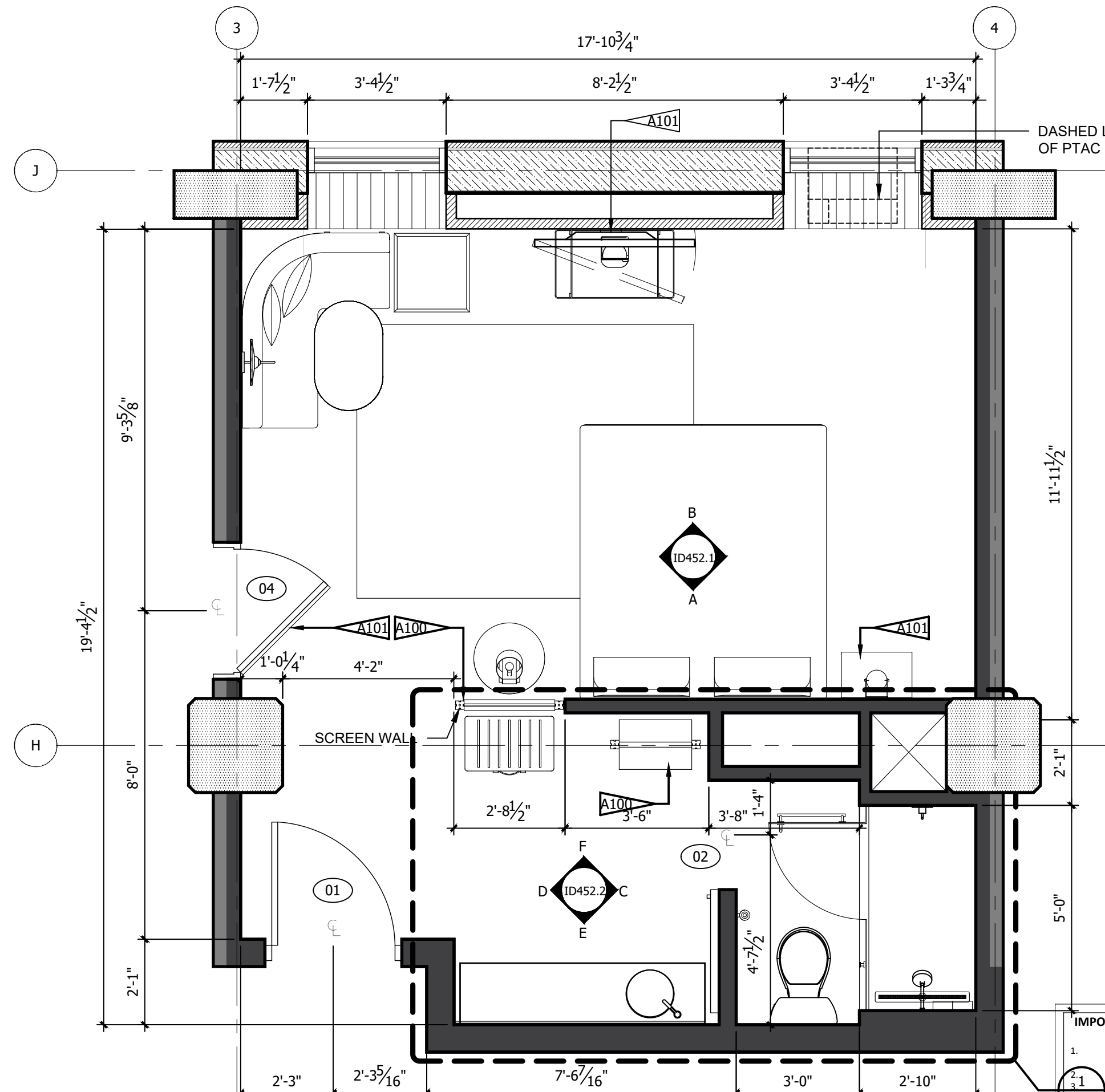
B ROOM ELEVATION
3/8" = 1'-0"



A ROOM ELEVATION
3/8" = 1'-0"



2 FFE PLAN (LEFT&RIGHT)
3/8" = 1'-0"



1 ARCHITECTURAL PLAN
3/8" = 1'-0"

- REFERENCE NOTES**
- REFER TO DESIGN STANDARDS, "GUESTROOMS" CHAPTER, FOR MAIN REQUIREMENTS RELATED TO THIS ARCHITECT IS RESPONSIBLE FOR DESIGNING PROJECT IN ACCORDANCE WITH THE ENTIRE DESIGN STANDARDS.
 - REFER TO ELECTRICAL SECTION OF BPM FOR SWITCHTYPE AND COVER.
- GENERAL NOTES**
- DIMENSIONS ARE TO FACE OF PARTITION UNLESS NOTED OTHERWISE. HOLD MINIMUM CLEAR DIMENSIONS
 - ELECTRICAL OUTLETS SHOWN ON ELEC/ PLUMBING/ MECH PLAN AND ON ELEVATIONS ARE FOR DEVICES AND FIXTURES SPECIFIED. ADDITIONAL OUTLETS MAY BE REQUIRED BY LOCAL BUILDING CODES
 - ALL DUPLEX RECEPTACLES TO BE INSTALLED @ 18" AFF UNO TYP.
 - ALL ELECTRICAL DIMENSIONS ARE TO THE CENTERLINE UNLESS NOTED OTHERWISE
 - G.C. TO PROVIDE BLOCKING AND / OR STRAPPING FOR ALL ITEMS ATTACHED TO WALLS OR MOUNTED TO CEILING ARCHITECT OF RECORD TO REVIEW
 - LOCATE STEAMER CONVENIENCE OUTLET ADJACENT TO WARDROBE AT 30" AFF
 - WARDROBE AND SCREEN WALL BASE PLATE SHALL BE MOUNTED PRIOR TO LVT, DRILLING THROUGH LVT WILL VOID MANUFACTURER WARRANTY
 - ALL GUEST FACING WALLS SHALL BE LEVEL 5, EGSHELL FINISH
 - INDICATE TAG FOR EL-001 LEGRAND OUTLET AT BANQUETTE AT 36" AFF
 - LOCATE SWITCH FOR SCONCE X-300 ABOVE THE LEGRAND SPECIALTY POWER OUTLET
 - RED CORD AT LIGHT FIXTURE X-301 AND X-302 SHALL BE INTENTIONALLY EXPOSED APPROXIMATELY 3"
 - ROLLER SHADE SHALL INCLUDE 'BINARY TWEED' GRAPHIC PRINT, CONTACT VQC VENDOR FOR GRAPHICS

- CRITERIA NOTES**
- CRITERIA NOTES ARE SHOWN CATEGORIZED BY DISCIPLINE AND COULD BE INTERPRETED TO APPLY TO MORE THAN ONE DISCIPLINE. FOR EFFICIENCY, NOTES ARE ONLY SHOWN UNDER ONE PREDOMINANT DISCIPLINE. CONSULTANTS SHOULD FAMILIARIZE THEMSELVES WITH ALL CRITERIA NOTES.


- AD ARCHITECTURAL**
- A99 PROVIDE BLOCKING TO SECURE UPHOLSTERED PANEL.
 - A100 FFE SCREEN TO BE SECURED TO FLOOR AND STRUCTURE ABOVE
 - A101 PROVIDE BLOCKING IN WALL

- IDO INTERIOR DESIGN**
- ID2 OWNER FURNISHED COFFEE MAKER
 - ID8 SPECIFIED LVT/CARPET TILE INSET SYSTEM DOES NOT REQUIRE A TRANSITION STRIP BETWEEN LVT AND LVT FLOORING UNDERLAYMENT WILL BE INSTALLED UNDER LVT AND CARPET TILE FLOORING.
 - ID22 OWNER FURNISHED SAFE
 - ID35 PROVIDE MOTORIZED DRAPERY IN ACCESSIBLE ROOMS.
 - ID39 PROVIDE BLACK RECEPTACLE AND SWITCH PLATES WHEN ON ACCENT WALL.
 - ID40 COORDINATE OUTLET PLACEMENT WITH BED LOCATION.
 - ID43 REFER TO THE ALOFT WINDOW TREATMENT PACKAGE FOR ROLLER SHADE SPECIFICATIONS.
 - ID46 REFER TO INTERIOR DESIGN SPECIFICATIONS MANUAL FOR MOUNTING HEIGHT AND FOR INSTALLATION DIAGRAMS. CONTACT MANUFACTURER FOR ADDITIONAL INFORMATION.

IMPORTANT NOTICE TO ALL CONTRACTORS AND OR SUBCONTRACTORS: (COMPLETE BUILDING SYSTEMS AND OR INSTALLATIONS)

- IF AWARDED A CONTRACT FOR ANY PORTION OF WORK NEEDED TO COMPLETE THIS PROJECT YOU ARE AGREEING TO THE FOLLOWING TERMS:
- YOU ARE A QUALIFIED CONTRACTOR AND OR SUBCONTRACTOR SPECIFICALLY IN PROVIDING A COMPLETE TURNKEY SERVICE IN YOUR TRADE OR PROFESSION FOR THE TYPE OF WORK AND SCOPE FOR THIS PROJECT.
- YOUR BID INCLUDED ALL THE STEPS, PROCESSES, MATERIALS, PRODUCTS, GOVERNING PERMITS AND APPROVALS NECESSARY TO PROVIDE A COMPLETED AND WARRANTED SYSTEM OR INSTALLATION THAT DOES NOT REQUIRE ANOTHER CONTRACTOR OR PRODUCT TO COMPLETE YOUR SCOPE OF WORK.
- YOUR BID MUST HAVE INCLUDED ANY DESIGN INFORMATION REFERENCED WITHIN ANY CIVIL, ARCHITECTURAL, STRUCTURAL, MECHANICAL, ELECTRICAL AND OR PLUMBING DRAWINGS. ALSO NOTE THESE DRAWINGS ARE SCHEMATIC AND ARE INTENDED TO SHOW ONLY BASIC CONCEPTS AND GENERAL INFORMATION THE COMPLETION OF YOUR WORK MAY INCLUDE OTHER STEPS, PROCESSES, MATERIALS, PRODUCTS, LABOR, GOVERNING PERMITS AND OR APPROVALS NECESSARY TO PROVIDE A COMPLETE SYSTEM INSTALLATION WHETHER SUGGESTED ON THE DRAWINGS OR NOT.
- AS AN EXAMPLE: ITEMS AND OR TASKS LIKE: FIRE CALLS, DRAFT STOPS, FASTENERS, ANCHORS, EMBEDMENTS, DUMPSTERS, DEBRIS CLEAN UP, ETC. ARE YOUR RESPONSIBILITY. ANY WORK NOT COMPLETED IN A TIMELY MANNER, OR INCOMPLETE WORK WILL BE BILLED BACK TO THE CONTRACTOR AND OR SUBCONTRACTOR, AT THE OWNERS' DISCRETION.

NO.	DESCRIPTION	DATE	BY
-	ISSUED FOR DEMOLITION	06/08/17	MV
-	ISSUED TO FRANCHISE	06/09/17	MV
-	ISSUED FOR BID (ID ONLY)	07/21/17	MV
-	ISSUED TO FRANCHISE	08/17/17	MV
-	ISSUED FOR PERMIT	08/04/17	MV
-	FOR FINAL APPROVAL	10/02/17	MV
-	ISSUED FOR PERMIT	11/28/17	MV
-	RE-ISSUED FOR PERMIT	03/07/18	AN
-	REV. DETAILS ON A700.2	06/04/18	AVK
-	RE-90% FRANCHISE COMMENTS	06/04/18	AVK



ARCHITECTURE
URBAN PLANNING
INTERIORS
HOTELS/ HOUSING/ MIXED USE
1800.630.3750
CA-SERVICES
ca@mwtusa.com / 1800.717.5816



WARNING
IT IS A VIOLATION OF THE LAW FOR ANY PERSON, UNLESS ACTING UNDER THE DIRECTION OF THE ARCHITECT TO ALTER OR REPRODUCE THESE DRAWINGS IN ANY WAY.

ALOFT
MEMPHIS
DOWNTOWN

63 NORTH B.B. KING BLVD.
MEMPHIS, TENNESSEE 38103

PROJECT NO.: 16 006
DATE: 04-12-2019
DRAWN BY: EF/RW
CHKD. BY: MWT

ENLARGED
RM#2 KING
PLANS & DETAILS
SHEET ID452

- REFERENCE NOTES**
- REFER TO DESIGN STANDARDS, "GUESTROOMS" CHAPTER, FOR MAIN REQUIREMENTS RELATED TO THIS ARCHITECT IS RESPONSIBLE FOR DESIGNING PROJECT IN ACCORDANCE WITH THE ENTIRE DESIGN STANDARDS.
 - REFER TO ELECTRICAL SECTION OF BPM FOR SWITCHTYPE AND COVER.
- GENERAL NOTES**
- DIMENSIONS ARE TO FACE OF PARTITION UNLESS NOTED OTHERWISE. HOLD MINIMUM CLEAR DIMENSIONS
 - ELECTRICAL OUTLETS SHOWN ON ELEC/ PLUMBING/ MECH PLAN AND ON ELEVATIONS ARE FOR DEVICES AND FIXTURES SPECIFIED. ADDITIONAL OUTLETS MAY BE REQUIRED BY LOCAL BUILDING CODES
 - ALL DUPLEX RECEPTACLES TO BE INSTALLED @ 18" AFF UNO TYP.
 - ALL ELECTRICAL DIMENSIONS ARE TO THE CENTERLINE UNLESS NOTED OTHERWISE
 - G.C. TO PROVIDE BLOCKING AND / OR STRAPPING FOR ITEMS ATTACHED TO WALLS OR MOUNTED TO CEILING ARCHITECT OF RECORD TO REVIEW
 - LOCATE STEAMER CONVENIENCE OUTLET ADJACENT TO WARDROBE AT 30" AFF
 - WARDROBE AND SCREEN WALL BASE PLATE SHALL BE MOUNTED PRIOR TO LVT, DRILLING THROUGH LVT WILL VOID MANUFACTURER WARRANTY
 - ALL GUEST FACING WALLS SHALL BE LEVEL 5, EGHELL FINISH
 - INDICATE TAG FOR EL-001 LEGRAND OUTLET AT BANQUETTE AT 36" AFF
 - LOCATE SWITCH FOR SCONCE X-300 ABOVE THE LEGRAND SPECIALTY POWER OUTLET
 - RED CORD AT LIGHT FIXTURE X-301 AND X-302 SHALL BE INTENTIONALLY EXPOSED APPROXIMATELY 3"
 - ROLLER SHADE SHALL INCLUDE 'BINARY TWEED' GRAPHIC PRINT, CONTACT VQC VENDOR FOR GRAPHICS

NO.	DESCRIPTION	DATE	BY
-	ISSUED FOR DEMOLITION	06/09/17	MV
-	ISSUED TO FRANCHISE	06/09/17	MV
-	ISSUED FOR BID (ID ONLY)	07/21/17	MV
-	ISSUED TO FRANCHISE	08/17/17	MV
-	ISSUED FOR PERMIT	08/04/17	MV
-	FOR FINAL APPROVAL	10/02/17	MV
-	ISSUED FOR PERMIT	11/28/17	MV
-	RE-ISSUED FOR PERMIT	03/07/18	AN
-	REV. DETAILS ON A700.2	06/04/18	AVK
-	RE-90% FRANCHISE COMMENTS	06/04/18	AVK


- CRITERIA NOTES**
- CRITERIA NOTES ARE SHOWN CATEGORIZED BY DISCIPLINE AND SHOULD BE INTERPRETED TO APPLY TO MORE THAN ONE DISCIPLINE. FOR EFFICIENCY, NOTES ARE ONLY SHOWN UNDER ONE PREDOMINANT DISCIPLINE. CONSULTANTS SHOULD FAMILIARIZE THEMSELVES WITH ALL CRITERIA NOTES.

A0 ARCHITECTURAL


- A99 PROVIDE BLOCKING TO SECURE UPHOLSTERED PANEL.
- A100 FFE SCREEN TO BE SECURED TO FLOOR AND STRUCTURE ABOVE
- A101 PROVIDE BLOCKING IN WALL

ID0 INTERIOR DESIGN

- ID2 OWNER FURNISHED COFFEE MAKER
- ID8 SPECIFIED LVT/CARPET TILE INSET SYSTEM DOES NOT REQUIRE A TRANSITION STRIP BETWEEN LVT AND LVT FLOORING UNDERLAYMENT WILL BE INSTALLED UNDER LVT AND CARPET TILE FLOORING.
- ID22 OWNER FURNISHED SAFE
- ID35 PROVIDE MOTORIZED DRAPERY IN ACCESSIBLE ROOMS.
- ID39 PROVIDE BLACK RECEPTACLE AND SWITCH PLATES WHEN ON ACCENT WALL.
- ID40 COORDINATE OUTLET PLACEMENT WITH BED LOCATION.
- ID43 REFER TO THE ALOFT WINDOW TREATMENT PACKAGE FOR ROLLER SHADE SPECIFICATIONS.
- ID46 REFER TO INTERIOR DESIGN SPECIFICATIONS MANUAL FOR MOUNTING HEIGHT AND FOR INSTALLATION DIAGRAMS. CONTACT MANUFACTURER FOR ADDITIONAL INFORMATION.



ARCHITECTURE
URBAN PLANNING
INTERIORS
HOTELS/ HOUSING/ MIXED USE
1800.630.3750
CA-SERVICES
ca@mwtusa.com / 1800.717.5816



WARNING
IT IS A VIOLATION OF THE LAW FOR ANY PERSON, UNLESS ACTING UNDER THE DIRECTION OF THE ARCHITECT, TO ALTER OR REPRODUCE THESE DRAWINGS IN ANY WAY.

ALOFT
MEMPHIS
DOWNTOWN

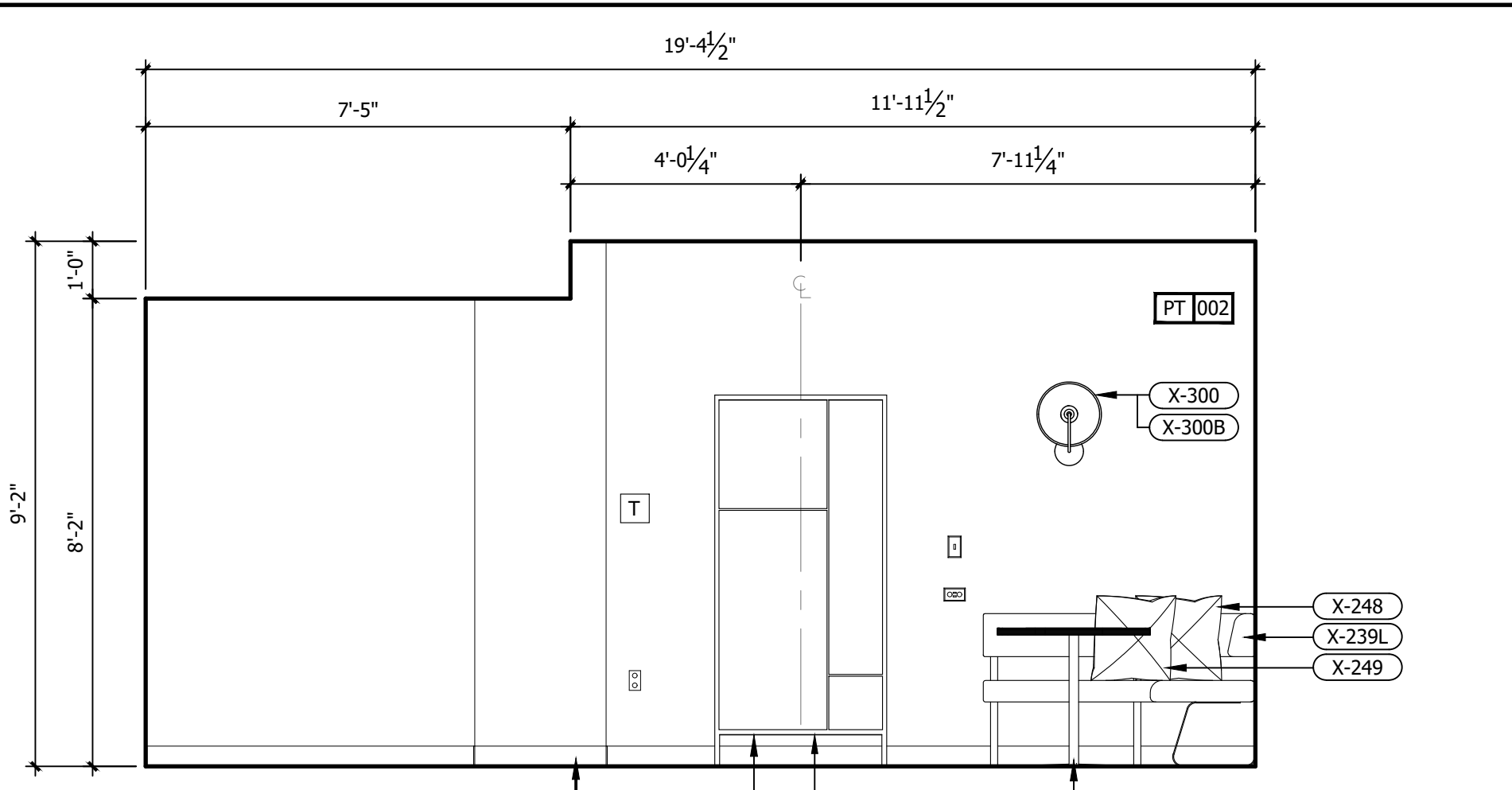
63 NORTH B.B. KING BLVD.
MEMPHIS, TENNESSEE 38103

PROJECT NO.: 16 006
DATE: 04-12-2019
DRAWN BY: EF/RW
CHKD. BY: MWT

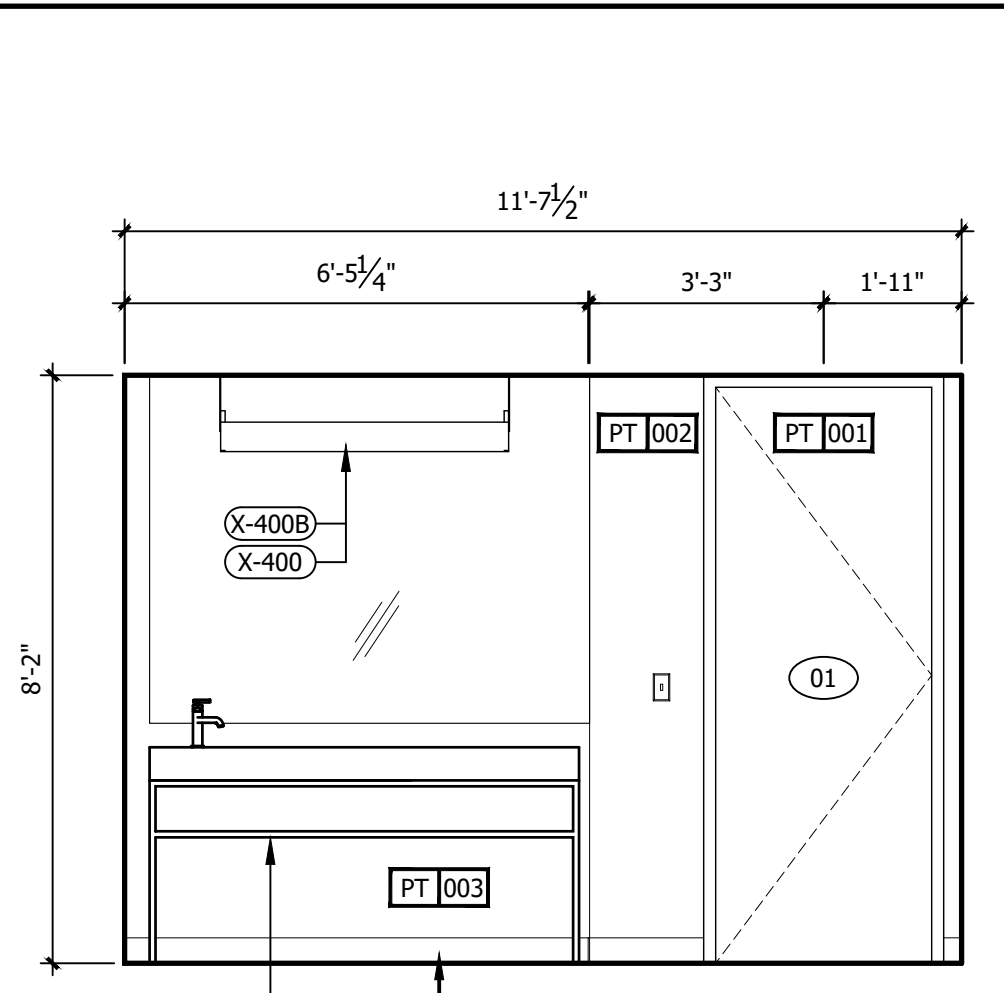
ENLARGED
RM#3 KING
PLANS & DETAILS
SHEET ID453

IMPORTANT NOTICE TO ALL CONTRACTORS AND OR SUBCONTRACTORS: (COMPLETE BUILDING SYSTEMS AND OR INSTALLATIONS)

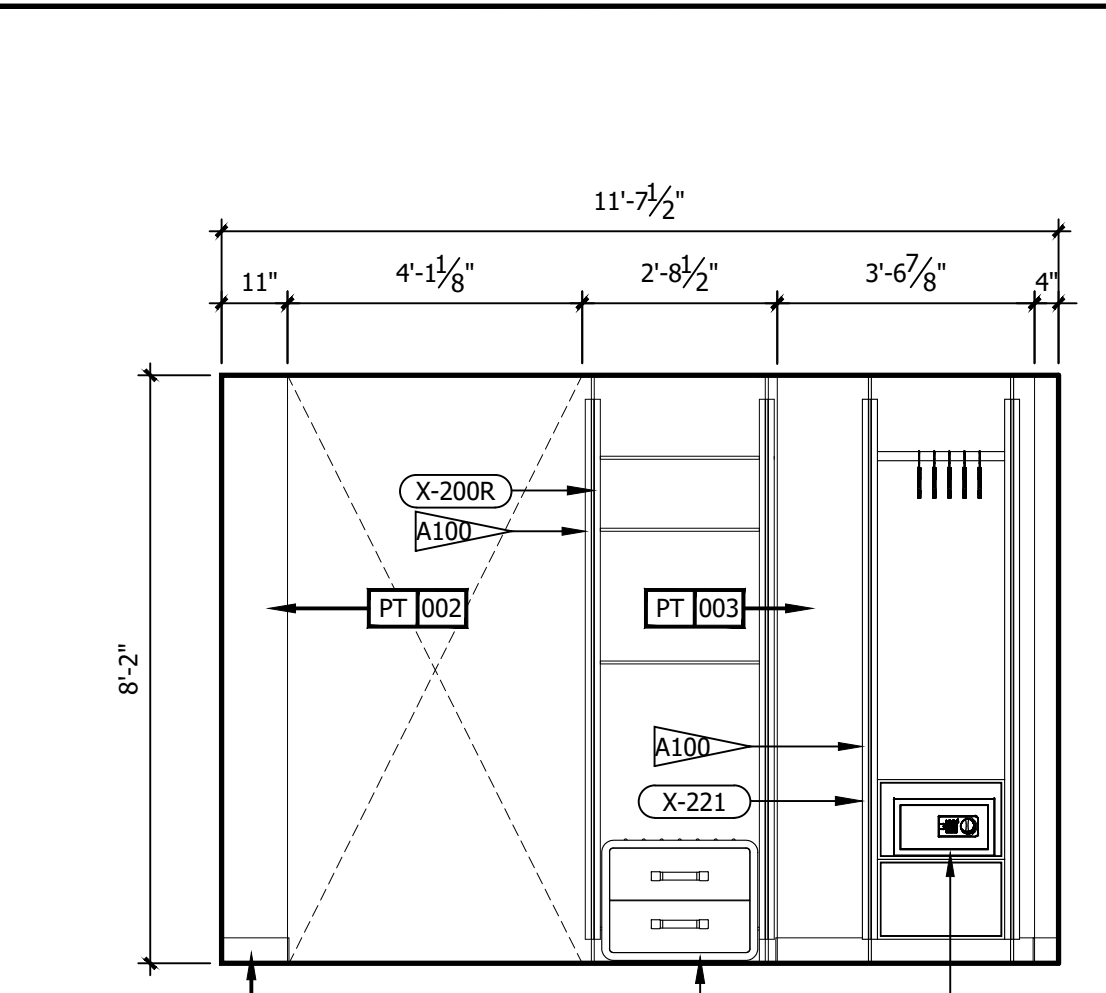
- IF AWARDED A CONTRACT FOR ANY PORTION OF WORK NEEDED TO COMPLETE THIS PROJECT YOU ARE AGREEING TO THE FOLLOWING TERMS:
- YOU ARE A QUALIFIED CONTRACTOR AND OR SUBCONTRACTOR SPECIFICALLY IN PROVIDING A COMPLETE TURNKEY SERVICE IN YOUR TRADE OR PROFESSION FOR THE TYPE OF WORK AND SCOPE FOR THIS PROJECT.
- YOUR BID INCLUDED ALL THE STEPS, PROCESSES, MATERIALS, PRODUCTS, GOVERNING PERMITS AND APPROVALS NECESSARY TO PROVIDE A COMPLETED AND WARRANTED SYSTEM OR INSTALLATION THAT DOES NOT REQUIRE ANOTHER CONTRACTOR OR PRODUCT TO COMPLETE YOUR SCOPE OF WORK.
- YOUR BID MUST HAVE INCLUDED ANY DESIGN INFORMATION REFERENCED WITHIN ANY CIVIL, ARCHITECTURAL, STRUCTURAL, MECHANICAL, ELECTRICAL AND OR PLUMBING DRAWINGS. ALSO NOTE THESE DRAWINGS ARE SCHEMATIC AND ARE INTENDED TO SHOW ONLY BASIC CONCEPTS AND GENERAL INFORMATION THE COMPLETION OF YOUR WORK MAY INCLUDE OTHER STEPS, PROCESSES, MATERIALS, PRODUCTS, LABOR, GOVERNING PERMITS AND OR APPROVALS NECESSARY TO PROVIDE A COMPLETE SYSTEM INSTALLATION WHETHER SUGGESTED ON THE DRAWINGS OR NOT.
- AS AN EXAMPLE: ITEMS AND OR TASKS LIKE: FIRE CALLS, DRAFT STOPS, FASTENERS, ANCHORS, EMBEDMENTS, DUMPSTERS, DEBRIS CLEAN UP, ETC. ARE YOUR RESPONSIBILITY. ANY WORK NOT COMPLETED IN A TIMELY MANNER, OR INCOMPLETE WORK WILL BE BILLED BACK TO THE CONTRACTOR AND OR SUBCONTRACTOR, AT THE OWNERS' DISCRETION.



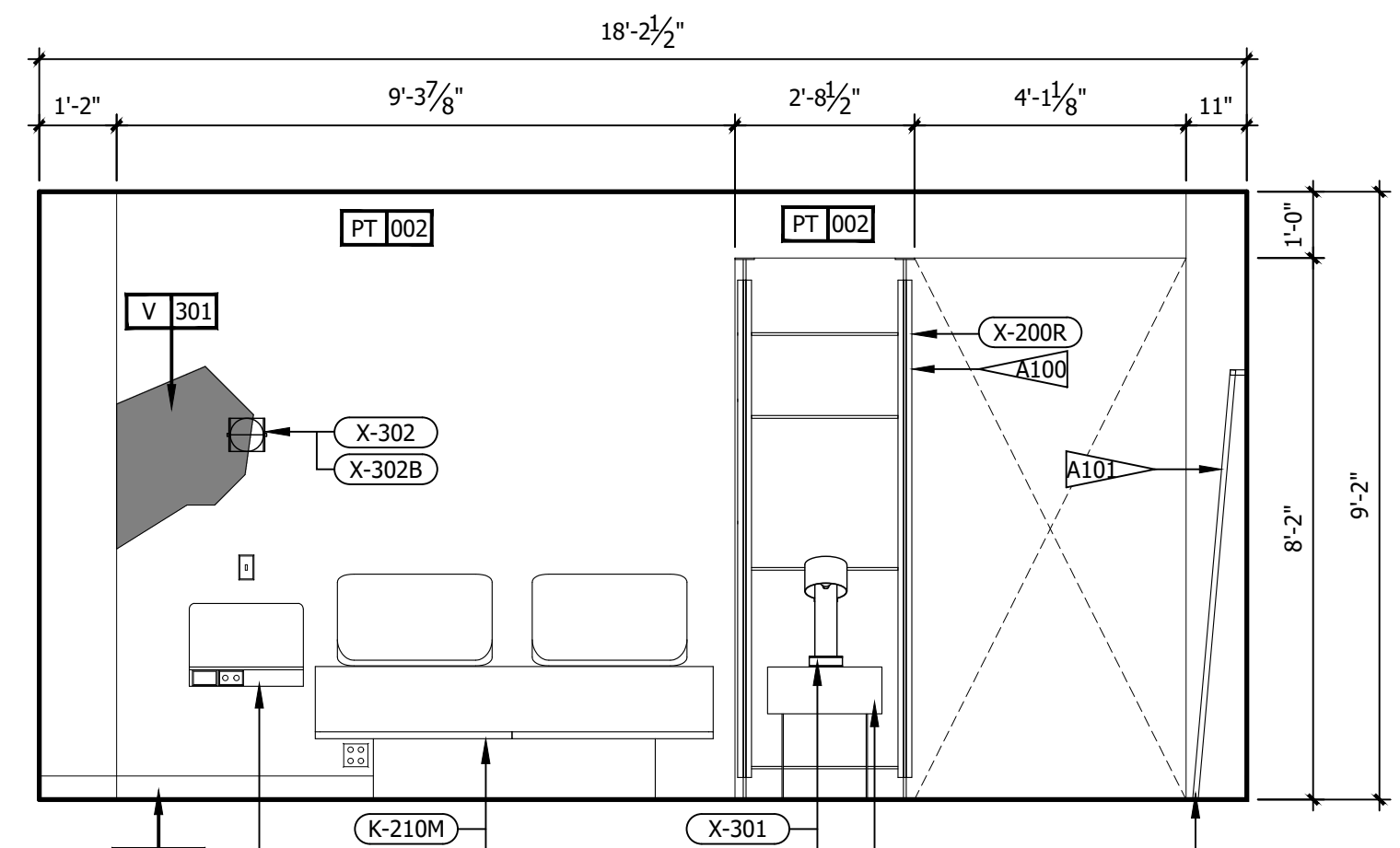
D ROOM ELEVATION
3/8" = 1'-0"



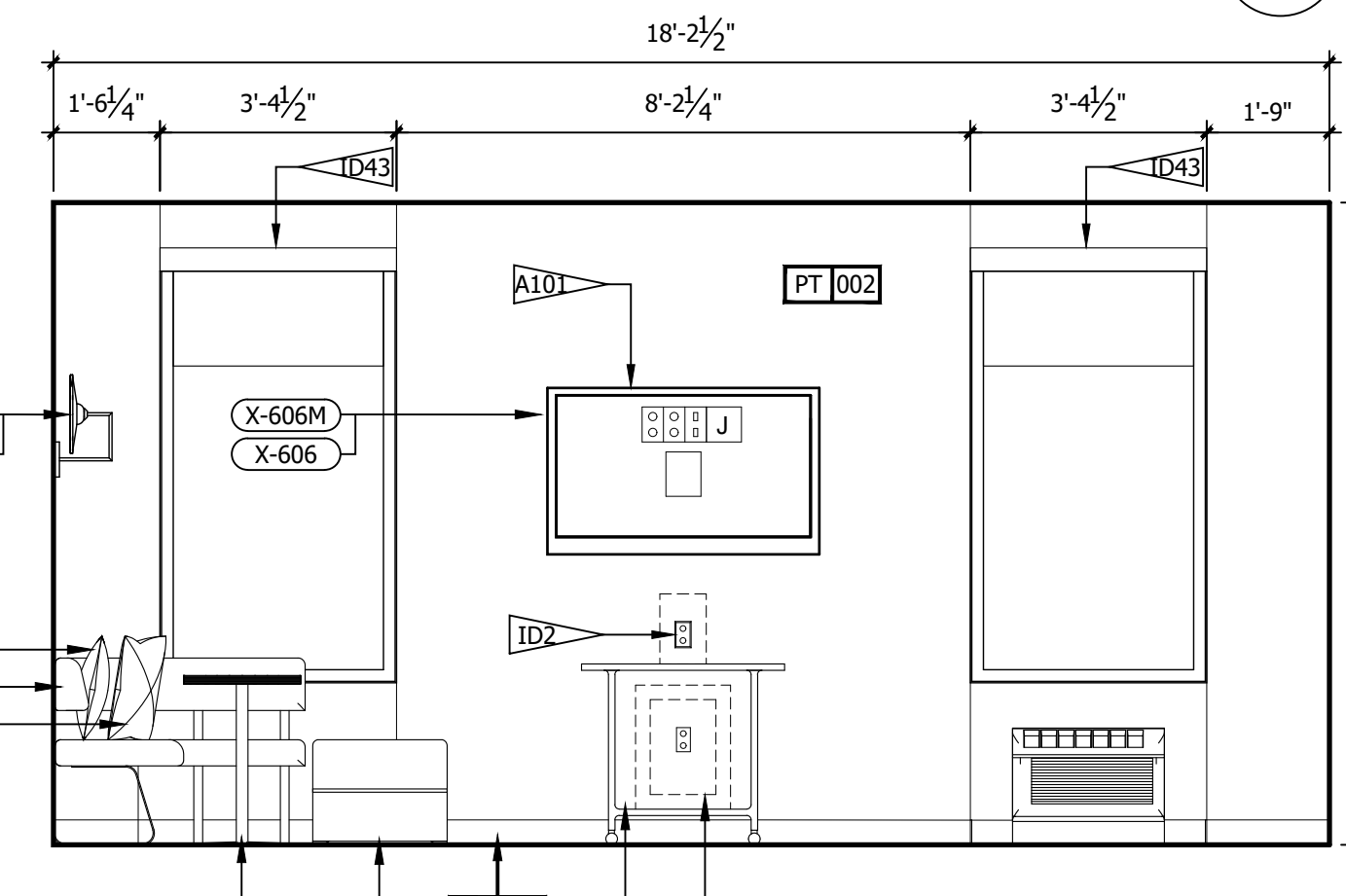
E ROOM ELEVATION
3/8" = 1'-0"



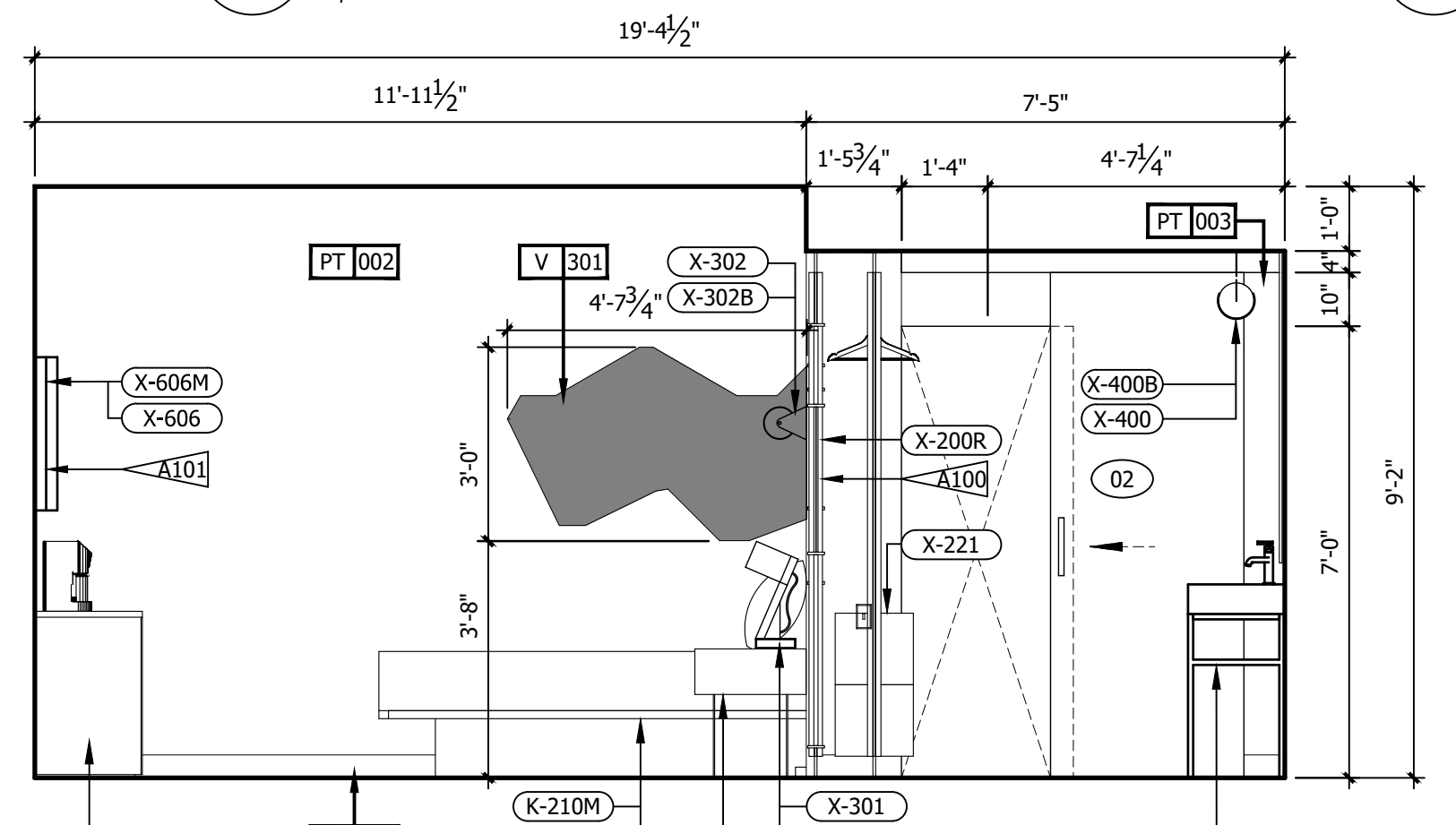
F ROOM ELEVATION
3/8" = 1'-0"



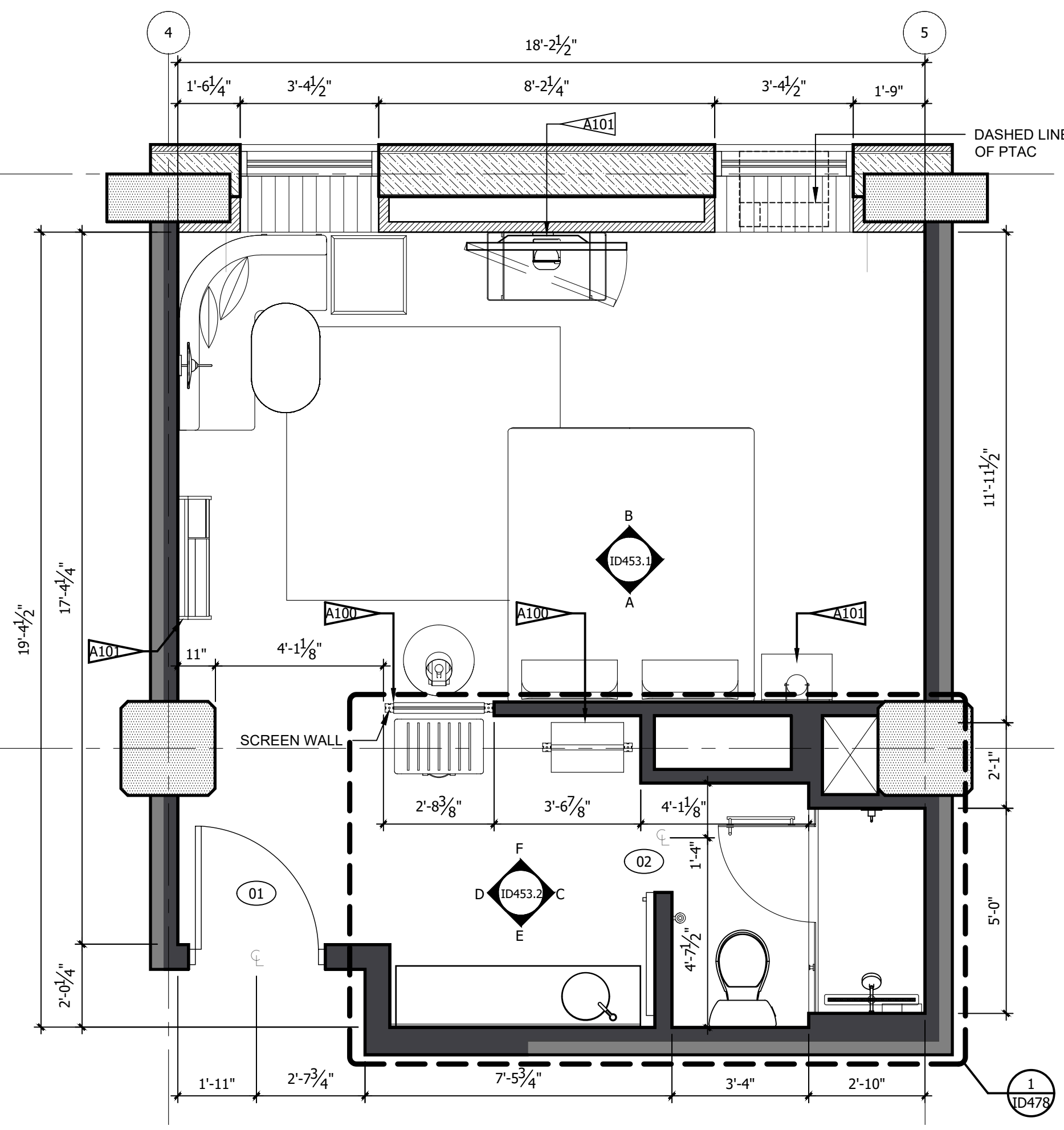
A ROOM ELEVATION
3/8" = 1'-0"



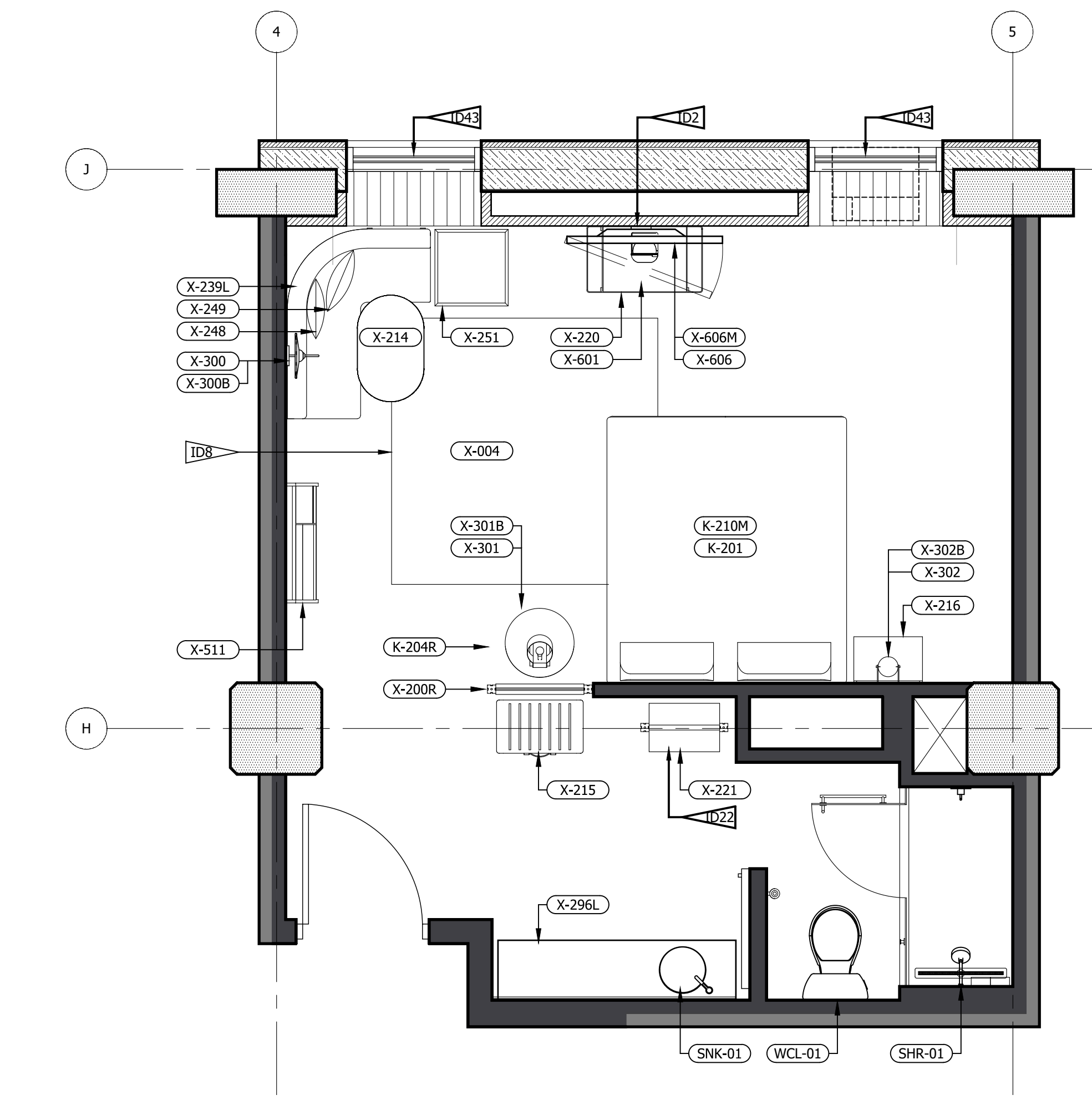
B ROOM ELEVATION
3/8" = 1'-0"



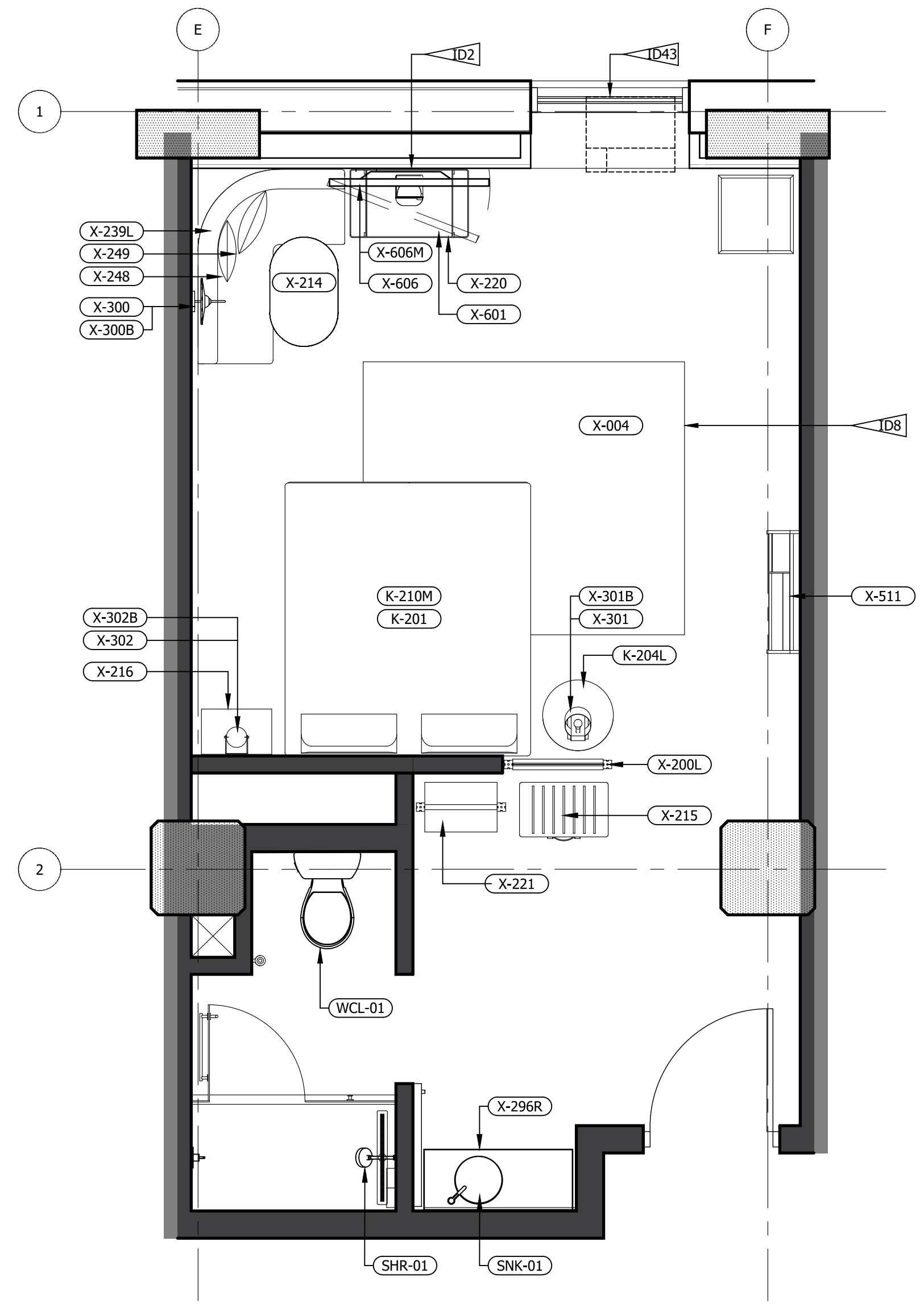
C ROOM ELEVATION
3/8" = 1'-0"



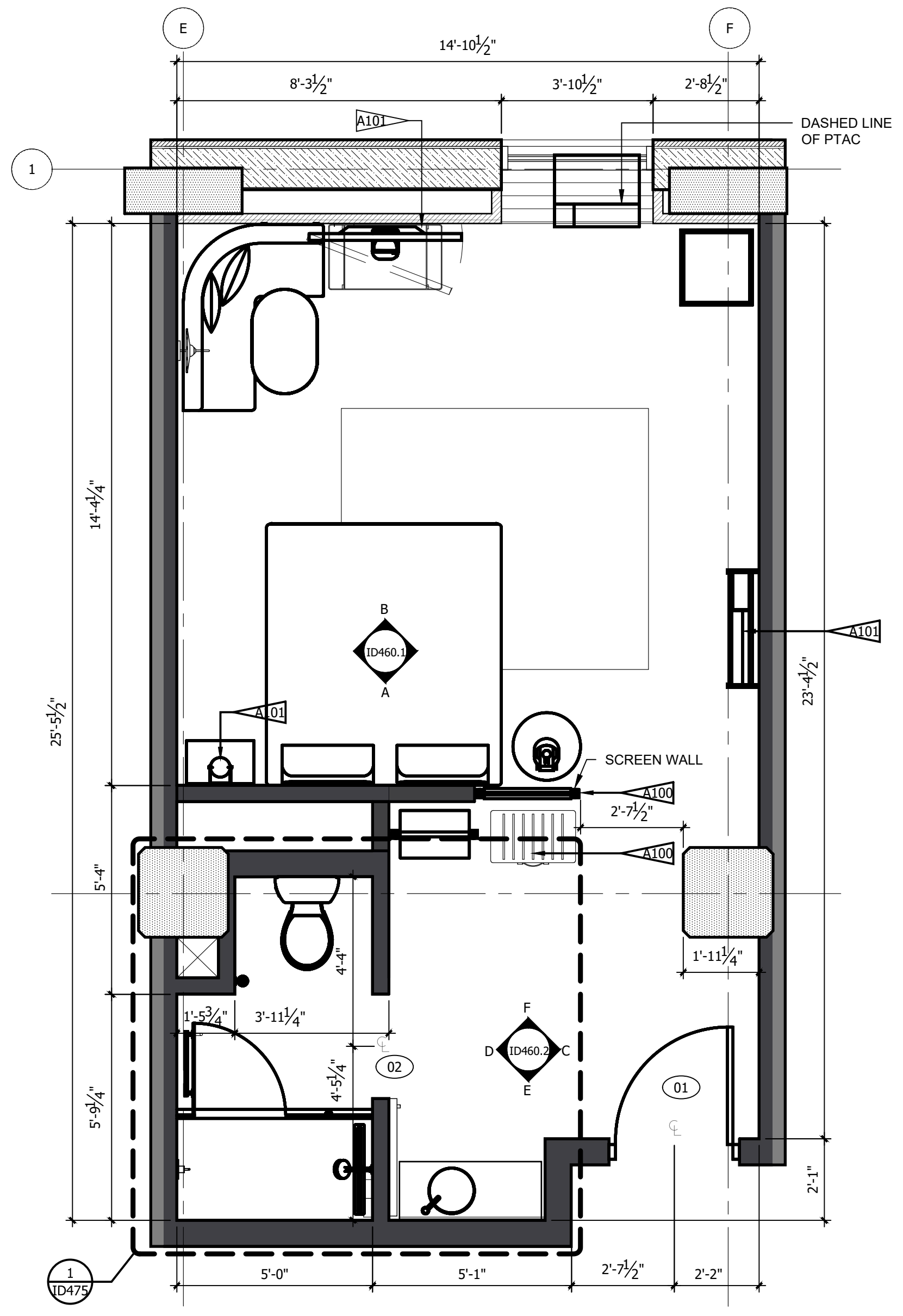
1 ARCHITECTURAL PLAN
3/8" = 1'-0"



2 FFE PLAN (LEFT&RIGHT)
3/8" = 1'-0"



2 FFE PLAN (LEFT&RIGHT)
3/8" = 1'-0"



1 ARCHITECTURAL PLAN
3/8" = 1'-0"

REFERENCE NOTES	
A.	REFER TO DESIGN STANDARDS, "GUESTROOMS" CHAPTER, FOR MAIN REQUIREMENTS RELATED TO THIS ARCHITECT IS RESPONSIBLE FOR DESIGNING PROJECT IN ACCORDANCE WITH THE ENTIRE DESIGN STANDARDS.
B.	REFER TO ELECTRICAL SECTION OF BPM FOR SWITCHTYPE AND COVER.

GENERAL NOTES	
1.	DIMENSIONS ARE TO FACE OF PARTITION UNLESS NOTED OTHERWISE. HOLD MINIMUM CLEAR DIMENSIONS
2.	ELECTRICAL OUTLETS SHOWN ON ELEC/ PLUMBING/ MECH PLAN AND ON ELEVATIONS ARE FOR DEVICES AND FIXTURES SPECIFIED. ADDITIONAL OUTLETS MAY BE REQUIRED BY LOCAL BUILDING CODES
3.	ALL DUPLEX RECEPTACLES TO BE INSTALLED @ 18" AFF UNO TYP.
4.	ALL ELECTRICAL DIMENSIONS ARE TO THE CENTERLINE UNLESS NOTED OTHERWISE
5.	G.C. TO PROVIDE BLOCKING AND / OR STRAPPING FOR ALL ITEMS ATTACHED TO WALLS OR MOUNTED TO CEILING ARCHITECT OF RECORD TO REVIEW
6.	LOCATE STEAMER CONVENIENCE OUTLET ADJACENT TO WARDROBE AT 30" AFF
7.	WARDROBE AND SCREEN WALL BASE PLATE SHALL BE MOUNTED PRIOR TO LVT, DRILLING THROUGH LVT WILL VOID MANUFACTURER WARRANTY
8.	ALL GUEST FACING WALLS SHALL BE LEVEL 5, EGSHELL FINISH
9.	INDICATE TAG FOR EL-001 LEGRAND OUTLET AT BANQUETTE AT 36" AFF
10.	LOCATE SWITCH FOR SCONCE X-300 ABOVE THE LEGRAND SPECIALTY POWER OUTLET
11.	RED CORD AT LIGHT FIXTURE X-301 AND X-302 SHALL BE INTENTIONALLY EXPOSED APPROXIMATELY 3"
12.	ROLLER SHADE SHALL INCLUDE 'BINARY TWEED' GRAPHIC PRINT, CONTACT VQC VENDOR FOR GRAPHICS

CRITERIA NOTES	
CRITERIA NOTES ARE SHOWN CATEGORIZED BY DISCIPLINE AND COULD BE INTERPRETED TO APPLY TO MORE THAN ONE DISCIPLINE. FOR EFFICIENCY, NOTES ARE ONLY SHOWN UNDER ONE PREDOMINANT DISCIPLINE. CONSULTANTS SHOULD FAMILIARIZE THEMSELVES WITH ALL CRITERIA NOTES.	


AD ARCHITECTURAL

- A99 PROVIDE BLOCKING TO SECURE UPHOLSTERED PANEL.
- A100 FFE SCREEN TO BE SECURED TO FLOOR AND STRUCTURE ABOVE
- A101 PROVIDE BLOCKING IN WALL


ID0 INTERIOR DESIGN

- ID2 OWNER FURNISHED COFFEE MAKER
- ID8 SPECIFIED LVT/CARPET TILE INSET SYSTEM DOES NOT REQUIRE A TRANSITION STRIP BETWEEN LVT AND LVT FLOORING UNDERLAYMENT WILL BE INSTALLED UNDER LVT AND CARPET TILE FLOORING.
- ID22 OWNER FURNISHED SAFE
- ID35 PROVIDE MOTORIZED DRAPERY IN ACCESSIBLE ROOMS.
- ID39 PROVIDE BLACK RECEPTACLE AND SWITCH PLATES WHEN ON ACCENT WALL.
- ID40 COORDINATE OUTLET PLACEMENT WITH BED LOCATION.
- ID43 REFER TO THE ALOFT WINDOW TREATMENT PACKAGE FOR ROLLER SHADE SPECIFICATIONS.
- ID46 REFER TO INTERIOR DESIGN SPECIFICATIONS MANUAL FOR MOUNTING HEIGHT AND FOR INSTALLATION DIAGRAMS. CONTACT MANUFACTURER FOR ADDITIONAL INFORMATION.

NO.	DESCRIPTION	DATE	BY
-	ISSUED FOR DEMOLITION	06/09/17	MV
-	ISSUED TO FRANCHISE	06/09/17	MV
-	ISSUED FOR BID (ID ONLY)	07/21/17	MV
-	ISSUED TO FRANCHISE	08/17/17	MV
-	ISSUED FOR PERMIT	08/04/17	MV
-	FOR FINAL APPROVAL	10/02/17	MV
-	ISSUED FOR PERMIT	11/28/17	MV
-	RE-ISSUED FOR PERMIT	03/07/18	AN
-	REV. DETAILS ON A700.2	06/04/18	AVK
-	RE-90% FRANCHISE COMMENTS	06/04/18	AVK



ARCHITECTURE
URBAN PLANNING
INTERIORS
HOTELS/ HOUSING/ MIXED USE
1800.630.3750
CA-SERVICES
ca@mwtusa.com / 1800.717.5816



WARNING
IT IS A VIOLATION OF THE LAW FOR ANY PERSON, UNLESS ACTING UNDER THE DIRECTION OF THE ARCHITECT, TO ALTER OR REPRODUCE THESE DRAWINGS IN ANY WAY.

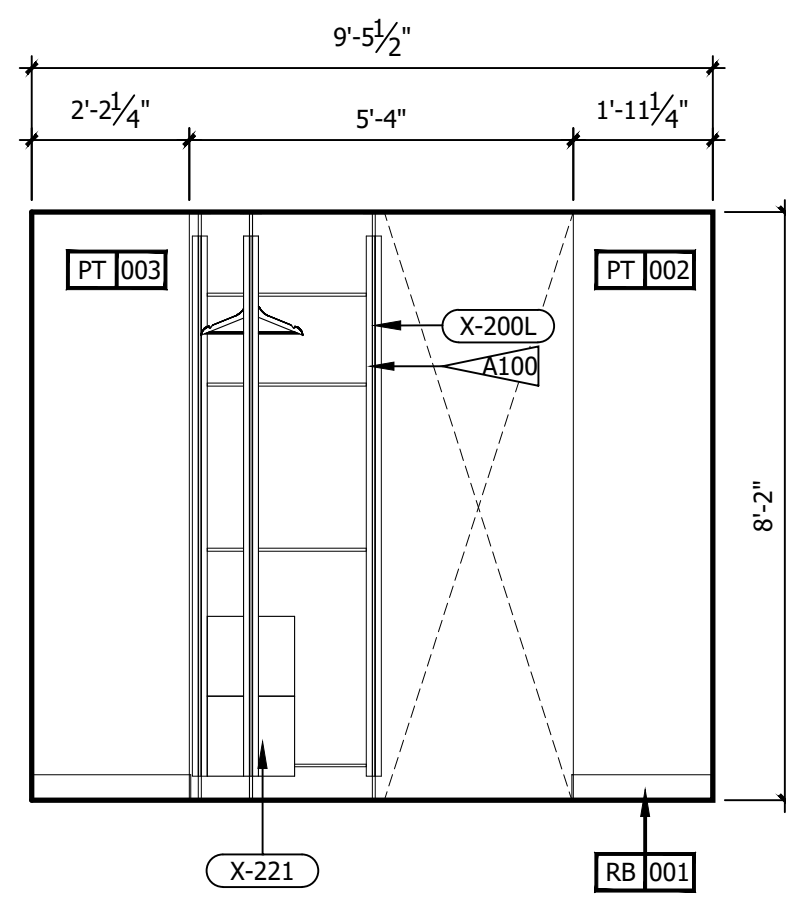
ALOFT
MEMPHIS
DOWNTOWN

63 NORTH B.B. KING BLVD.
MEMPHIS, TENNESSEE 38103

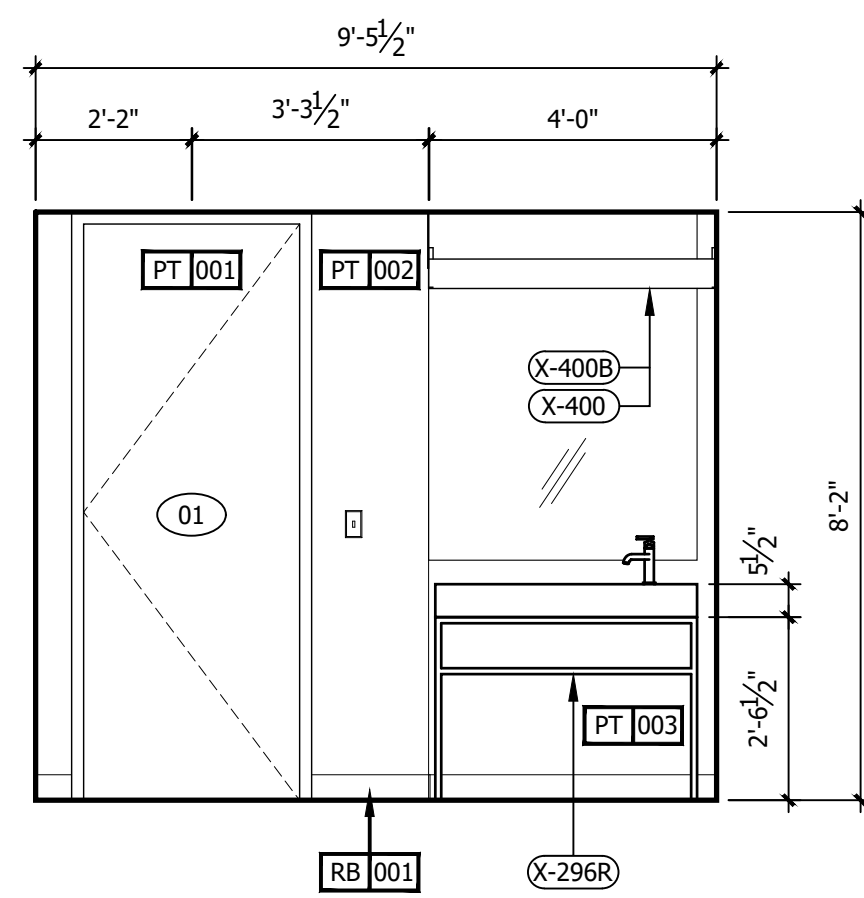
PROJECT NO.: 16 006
DATE: 04-12-2019
DRAWN BY: EF/RW
CHKD. BY: MWT

ENLARGED
RM#10 KING
PLANS & DETAILS
SHEET ID460.1

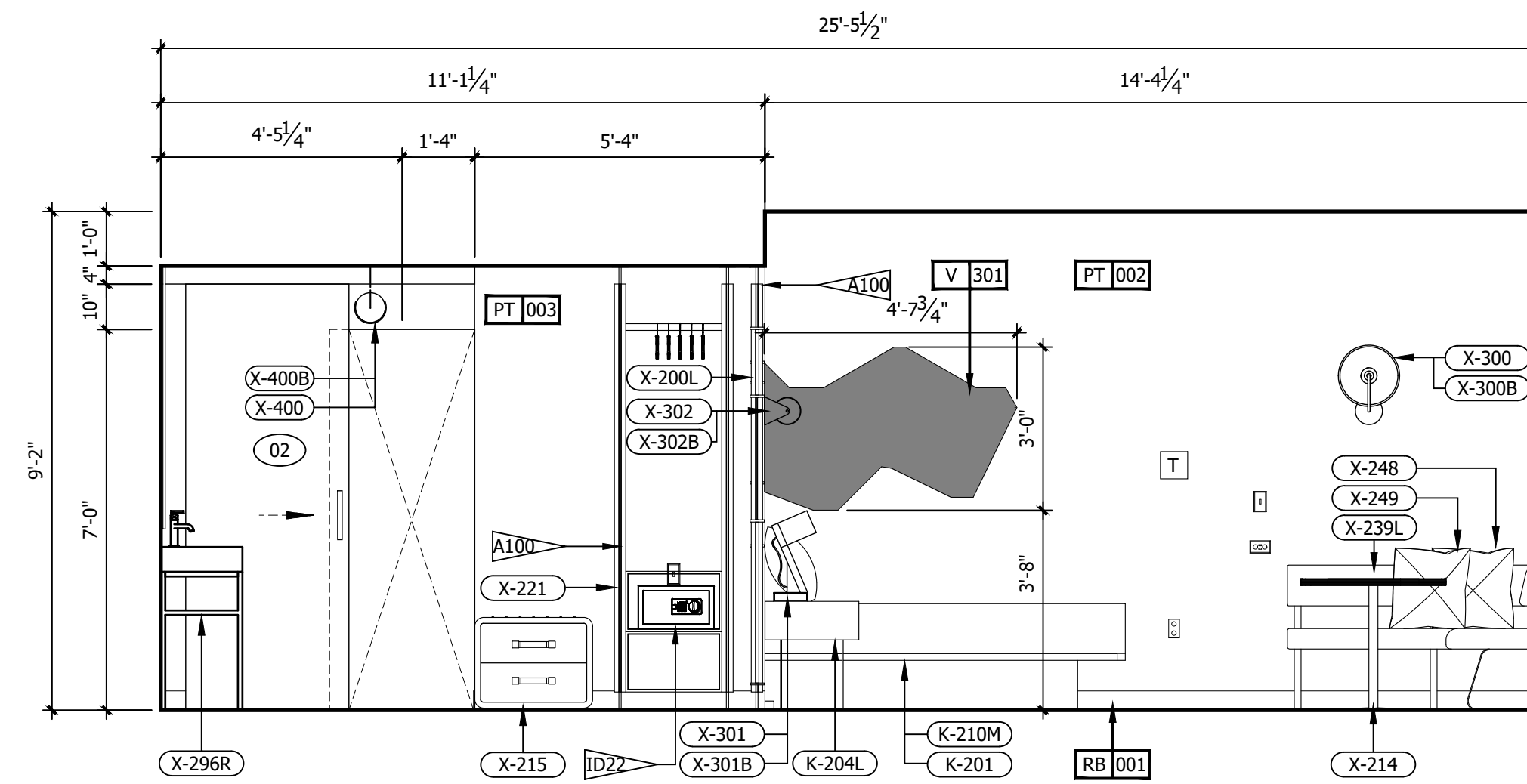
IMPORTANT NOTICE TO ALL CONTRACTORS AND OR SUBCONTRACTORS: (COMPLETE BUILDING SYSTEMS AND OR INSTALLATIONS)
IF AWARDED A CONTRACT FOR ANY PORTION OF WORK NEEDED TO COMPLETE THIS PROJECT YOU ARE AGREEING TO THE FOLLOWING TERMS:
1. YOU ARE A QUALIFIED CONTRACTOR AND OR SUBCONTRACTOR SPECIFICALLY IN PROVIDING A COMPLETE TURNKEY SERVICE IN YOUR TRADE OR PROFESSION FOR THE TYPE OF WORK AND SCOPE FOR THIS PROJECT.
2. YOU AGREE TO PROVIDE A COMPLETE DESIGN-BUILD SOLUTION BASED ON THE ARCHITECT'S INTENDED DESIGN FOR THIS PROJECT.
3. YOUR BID INCLUDED ALL THE STEPS, PROCESSES, MATERIALS, PRODUCTS, GOVERNING PERMITS AND APPROVALS NECESSARY TO PROVIDE A COMPLETED AND WARRANTED SYSTEM OR INSTALLATION THAT DOES NOT REQUIRE ANOTHER CONTRACTOR OR PRODUCT TO COMPLETE YOUR SCOPE OF WORK.
4. YOUR BID MUST HAVE INCLUDED ANY DESIGN INFORMATION REFERENCED WITHIN ANY CIVIL, ARCHITECTURAL, STRUCTURAL, MECHANICAL, ELECTRICAL AND OR PLUMBING DRAWINGS. ALSO NOTE THESE DRAWINGS ARE SCHEMATIC AND ARE INTENDED TO SHOW ONLY BASIC CONCEPTS AND GENERAL INFORMATION THE COMPLETION OF YOUR WORK MAY INCLUDE OTHER STEPS, PROCESSES, MATERIALS, PRODUCTS, LABOR, GOVERNING PERMITS AND OR APPROVALS NECESSARY TO PROVIDE A COMPLETE SYSTEM INSTALLATION WHETHER SUGGESTED ON THE DRAWINGS OR NOT.
AS AN EXAMPLE: ITEMS AND OR TASKS LIKE: FIRE CALLS, DRAFT STOPS, FASTENERS, ANCHORS, EMBEDMENTS, DUMPSTERS, DEBRIS CLEAN UP, ETC. ARE YOUR RESPONSIBILITY. ANY WORK NOT COMPLETED IN A TIMELY MANNER, OR INCOMPLETE WORK WILL BE BILLED BACK TO THE CONTRACTOR AND OR SUBCONTRACTOR, AT THE OWNERS' DISCRETION.



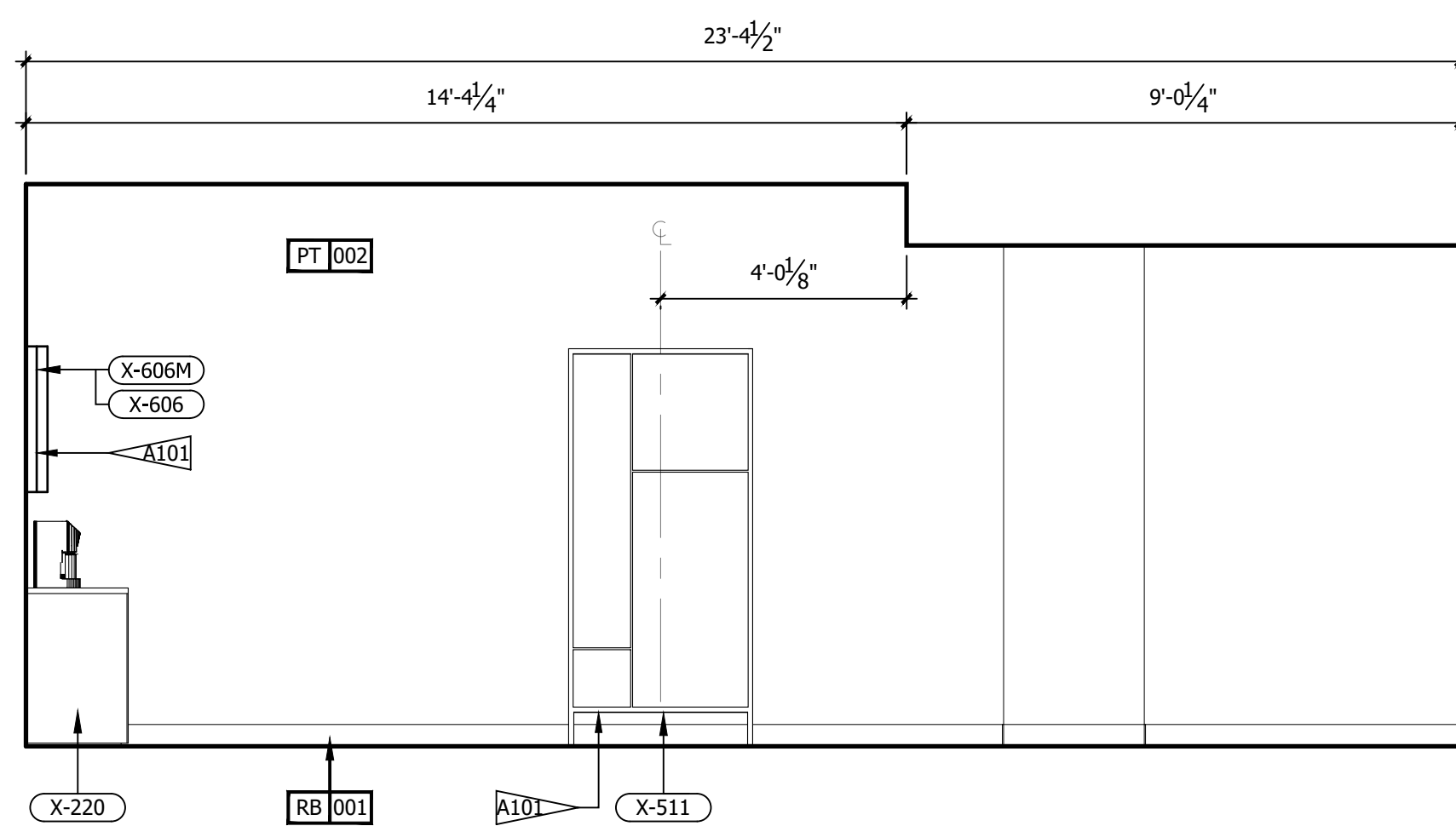
F ROOM ELEVATION
3/8" = 1'-0"



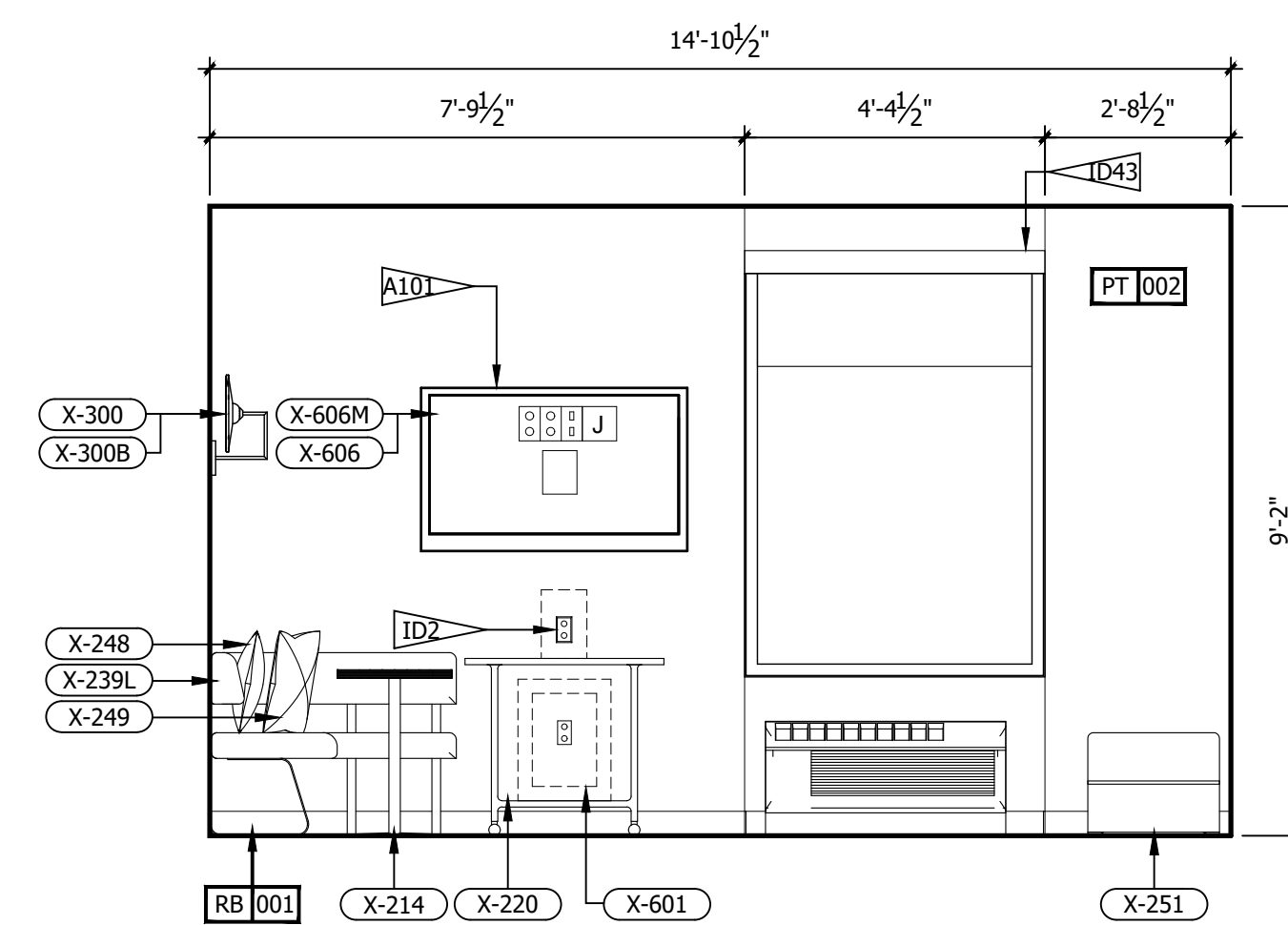
E ROOM ELEVATION
3/8" = 1'-0"



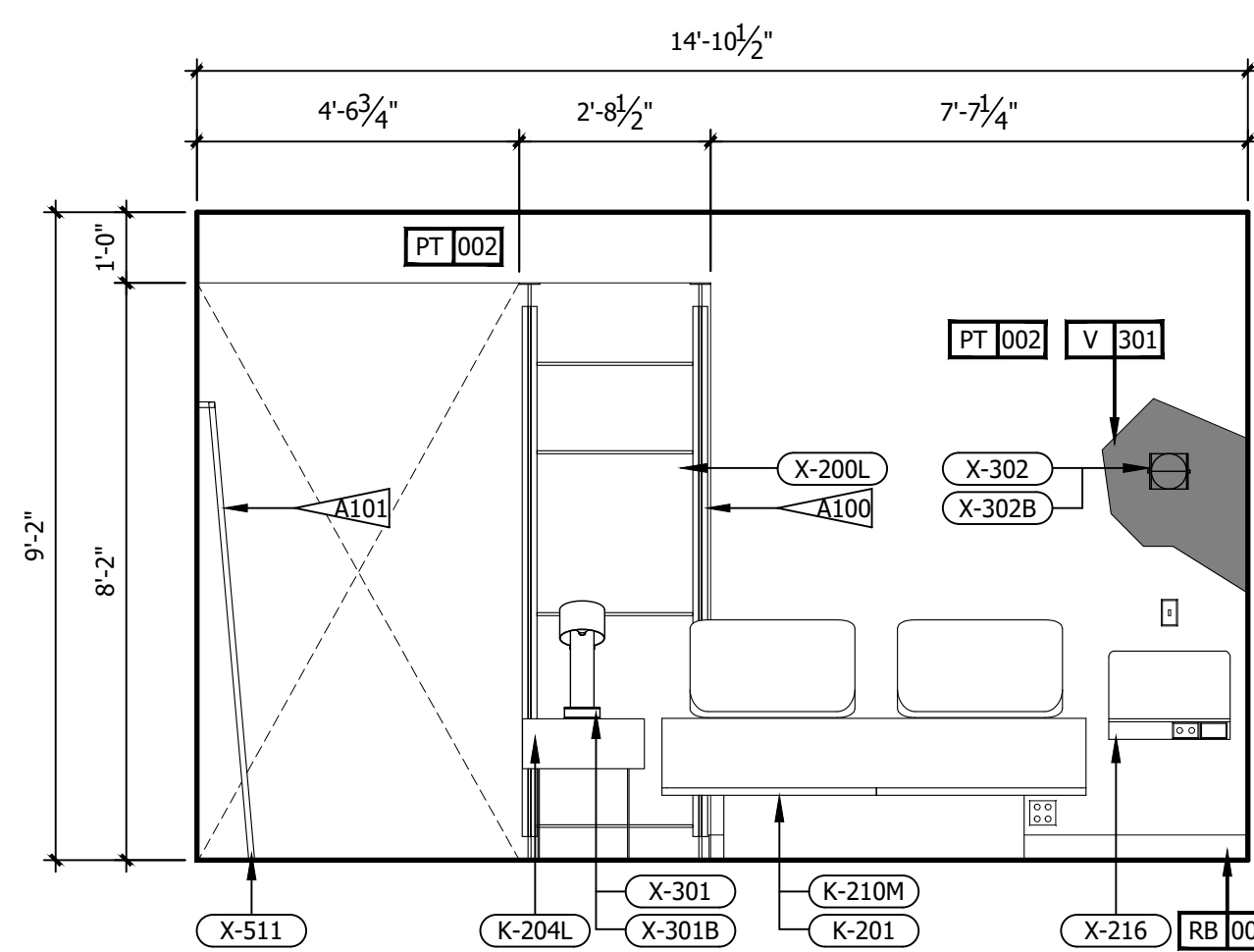
D ROOM ELEVATION
3/8" = 1'-0"



C ROOM ELEVATION
3/8" = 1'-0"



B ROOM ELEVATION
3/8" = 1'-0"



A ROOM ELEVATION
3/8" = 1'-0"

- REFERENCE NOTES**
- REFER TO DESIGN STANDARDS, "GUESTROOMS" CHAPTER, FOR MAIN REQUIREMENTS RELATED TO THIS ARCHITECT IS RESPONSIBLE FOR DESIGNING PROJECT IN ACCORDANCE WITH THE ENTIRE DESIGN STANDARDS.
 - REFER TO ELECTRICAL SECTION OF BPM FOR SWITCHTYPE AND COVER.
- GENERAL NOTES**
- DIMENSIONS ARE TO FACE OF PARTITION UNLESS NOTED OTHERWISE. HOLD MINIMUM CLEAR DIMENSIONS
 - ELECTRICAL OUTLETS SHOWN ON ELEC/ PLUMBING/ MECH PLAN AND ON ELEVATIONS ARE FOR DEVICES AND FIXTURES SPECIFIED. ADDITIONAL OUTLETS MAY BE REQUIRED BY LOCAL BUILDING CODES
 - ALL DUPLEX RECEPTACLES TO BE INSTALLED @ 18" AFF UNO TYP.
 - ALL ELECTRICAL DIMENSIONS ARE TO THE CENTERLINE UNLESS NOTED OTHERWISE
 - G.C. TO PROVIDE BLOCKING AND / OR STRAPPING FOR ALL ITEMS ATTACHED TO WALLS OR MOUNTED TO CEILING ARCHITECT OF RECORD TO REVIEW
 - LOCATE STEAMER CONVENIENCE OUTLET ADJACENT TO WARDROBE AT 30" AFF
 - WARDROBE AND SCREEN WALL BASE PLATE SHALL BE MOUNTED PRIOR TO LVT, DRILLING THROUGH LVT WILL VOID MANUFACTURER WARRANTY
 - ALL GUEST FACING WALLS SHALL BE LEVEL 5, EGHELL FINISH
 - INDICATE TAG FOR EL-001 LEGRAND OUTLET AT BANQUETTE AT 36" AFF
 - LOCATE SWITCH FOR SCONCE X-300 ABOVE THE LEGRAND SPECIALTY POWER OUTLET
 - RED CORD AT LIGHT FIXTURE X-301 AND X-302 SHALL BE INTENTIONALLY EXPOSED APPROXIMATELY 3"
 - ROLLER SHADE SHALL INCLUDE "BINARY TWEED" GRAPHIC PRINT, CONTACT VQC VENDOR FOR GRAPHICS

- CRITERIA NOTES**
- CRITERIA NOTES ARE SHOWN CATEGORIZED BY DISCIPLINE AND COULD BE INTERPRETED TO APPLY TO MORE THAN ONE DISCIPLINE. FOR EFFICIENCY, NOTES ARE ONLY SHOWN UNDER ONE PREDOMINANT DISCIPLINE. CONSULTANTS SHOULD FAMILIARIZE THEMSELVES WITH ALL CRITERIA NOTES.

AD ARCHITECTURAL

- A99 PROVIDE BLOCKING TO SECURE UPHOLSTERED PANEL.
- A100 FFE SCREEN TO BE SECURED TO FLOOR AND STRUCTURE ABOVE
- A101 PROVIDE BLOCKING IN WALL


IDO INTERIOR DESIGN

- ID2 OWNER FURNISHED COFFEE MAKER
- ID8 SPECIFIED LVT/CARPET TILE INSET SYSTEM DOES NOT REQUIRE A TRANSITION STRIP BETWEEN LVT AND LVT FLOORING UNDERLAYMENT WILL BE INSTALLED UNDER LVT AND CARPET TILE FLOORING.
- ID22 OWNER FURNISHED SAFE
- ID35 PROVIDE MOTORIZED DRAPERY IN ACCESSIBLE ROOMS.
- ID39 PROVIDE BLACK RECEPTACLE AND SWITCH PLATES WHEN ON ACCENT WALL.
- ID40 COORDINATE OUTLET PLACEMENT WITH BED LOCATION.
- ID43 REFER TO THE ALOFT WINDOW TREATMENT PACKAGE FOR ROLLER SHADE SPECIFICATIONS.
- ID46 REFER TO INTERIOR DESIGN SPECIFICATIONS MANUAL FOR MOUNTING HEIGHT AND FOR INSTALLATION DIAGRAMS. CONTACT MANUFACTURER FOR ADDITIONAL INFORMATION.


IMPORTANT NOTICE TO ALL CONTRACTORS AND OR SUBCONTRACTORS: (COMPLETE BUILDING SYSTEMS AND OR INSTALLATIONS)

- IF AWARDED A CONTRACT FOR ANY PORTION OF WORK NEEDED TO COMPLETE THIS PROJECT YOU ARE AGREEING TO THE FOLLOWING TERMS:
- YOU ARE A QUALIFIED CONTRACTOR AND OR SUBCONTRACTOR SPECIFICALLY IN PROVIDING A COMPLETE TURNKEY SERVICE IN YOUR TRADE OR PROFESSION FOR THE TYPE OF WORK AND SCOPE FOR THIS PROJECT.
- YOU AGREE TO PROVIDE A COMPLETE DESIGN BUILD SOLUTION BASED ON THE ARCHITECT'S INTENDED DESIGN FOR THIS PROJECT.
- YOUR BID INCLUDED ALL THE STEPS, PROCESSES, MATERIALS, PRODUCTS, GOVERNING PERMITS AND APPROVALS NECESSARY TO PROVIDE A COMPLETED AND WARRANTED SYSTEM OR INSTALLATION THAT DOES NOT REQUIRE ANOTHER CONTRACTOR OR PRODUCT TO COMPLETE YOUR SCOPE OF WORK.
- YOUR BID MUST HAVE INCLUDED ANY DESIGN INFORMATION REFERENCED WITHIN ANY CIVIL, ARCHITECTURAL, STRUCTURAL, MECHANICAL, ELECTRICAL AND OR PLUMBING DRAWINGS. ALSO NOTE THESE DRAWINGS ARE SCHEMATIC AND ARE INTENDED TO SHOW ONLY BASIC CONCEPTS AND GENERAL INFORMATION THE COMPLETION OF YOUR WORK MAY INCLUDE OTHER STEPS, PROCESSES, MATERIALS, PRODUCTS, LABOR, GOVERNING PERMITS AND OR APPROVALS NECESSARY TO PROVIDE A COMPLETE SYSTEM INSTALLATION WHETHER SUGGESTED ON THE DRAWINGS OR NOT.
- AS AN EXAMPLE: ITEMS AND OR TASKS LIKE: FIRE CALLS, DRAFT STOPS, FASTENERS, ANCHORS, EMBEDMENTS, DUMPSTERS, DEBRIS CLEAN UP, ETC. ARE YOUR RESPONSIBILITY. ANY WORK NOT COMPLETED IN A TIMELY MANNER, OR INCOMPLETE WORK WILL BE BILLED BACK TO THE CONTRACTOR AND OR SUBCONTRACTOR, AT THE OWNERS' DISCRETION.

NO.	DESCRIPTION	DATE	BY
-	ISSUED FOR DEMOLITION	06/09/17	MV
-	ISSUED TO FRANCHISE	06/09/17	MV
-	ISSUED FOR BID (ID ONLY)	07/21/17	MV
-	ISSUED TO FRANCHISE	08/17/17	MV
-	ISSUED FOR PERMIT	08/04/17	MV
-	FOR FINAL APPROVAL	10/02/17	MV
-	ISSUED FOR PERMIT	11/28/17	MV
-	RE-ISSUED FOR PERMIT	03/07/18	AN
-	REV. DETAILS ON A700.2	06/04/18	AVK
-	RE-90% FRANCHISE COMMENTS	06/04/18	AVK



ARCHITECTURE
URBAN PLANNING
INTERIORS
HOTELS/ HOUSING/ MIXED USE
1800.630.3750
CA-SERVICES
ca@mwtusa.com / 1800.717.5816



WARNING
IT IS A VIOLATION OF THE LAW FOR ANY PERSON, UNLESS ACTING UNDER THE DIRECTION OF THE ARCHITECT, TO ALTER OR REPRODUCE THESE DRAWINGS IN ANY WAY.

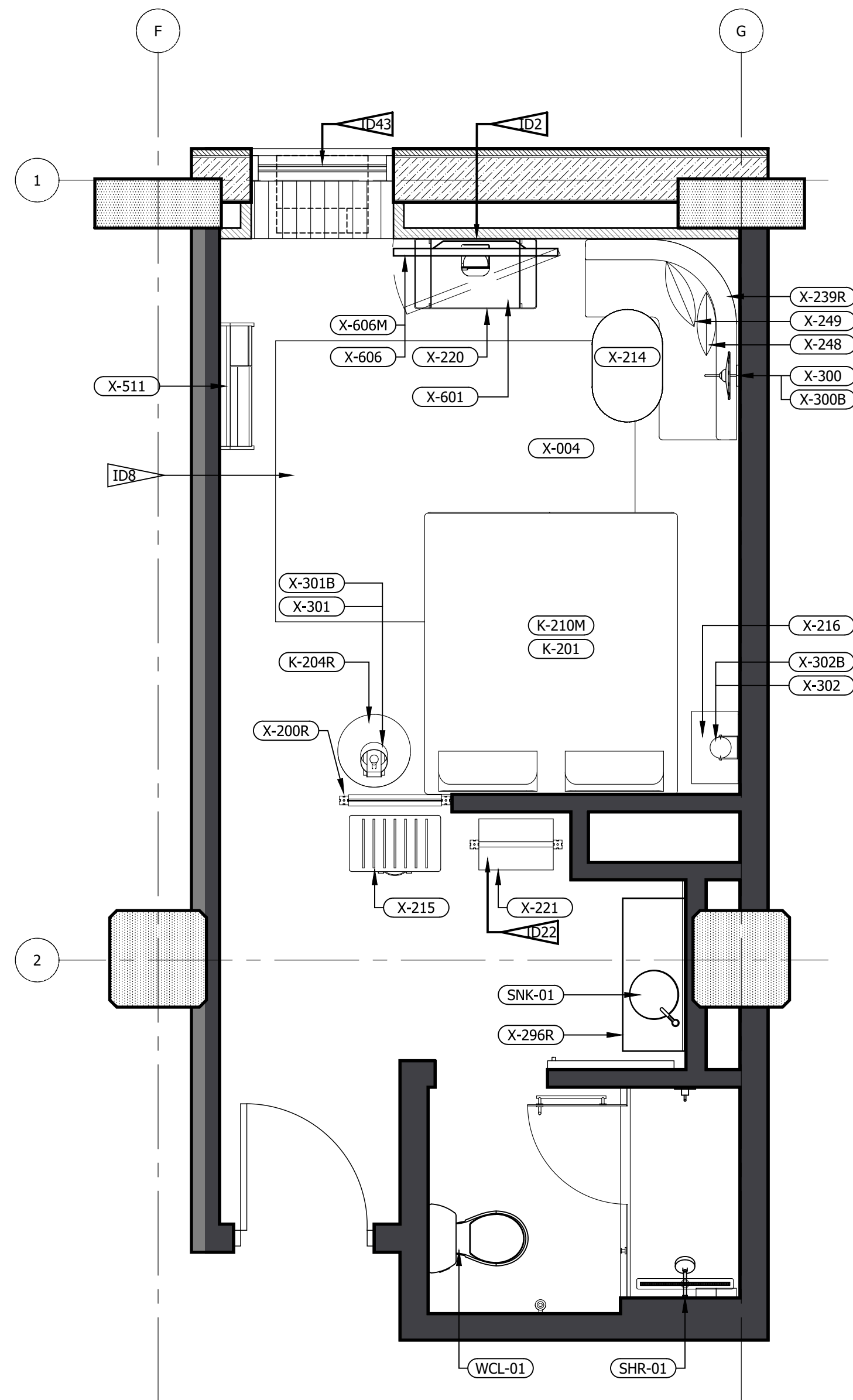
**ALOFT
MEMPHIS
DOWNTOWN**

63 NORTH B.B. KING BLVD.
MEMPHIS, TENNESSEE 38103

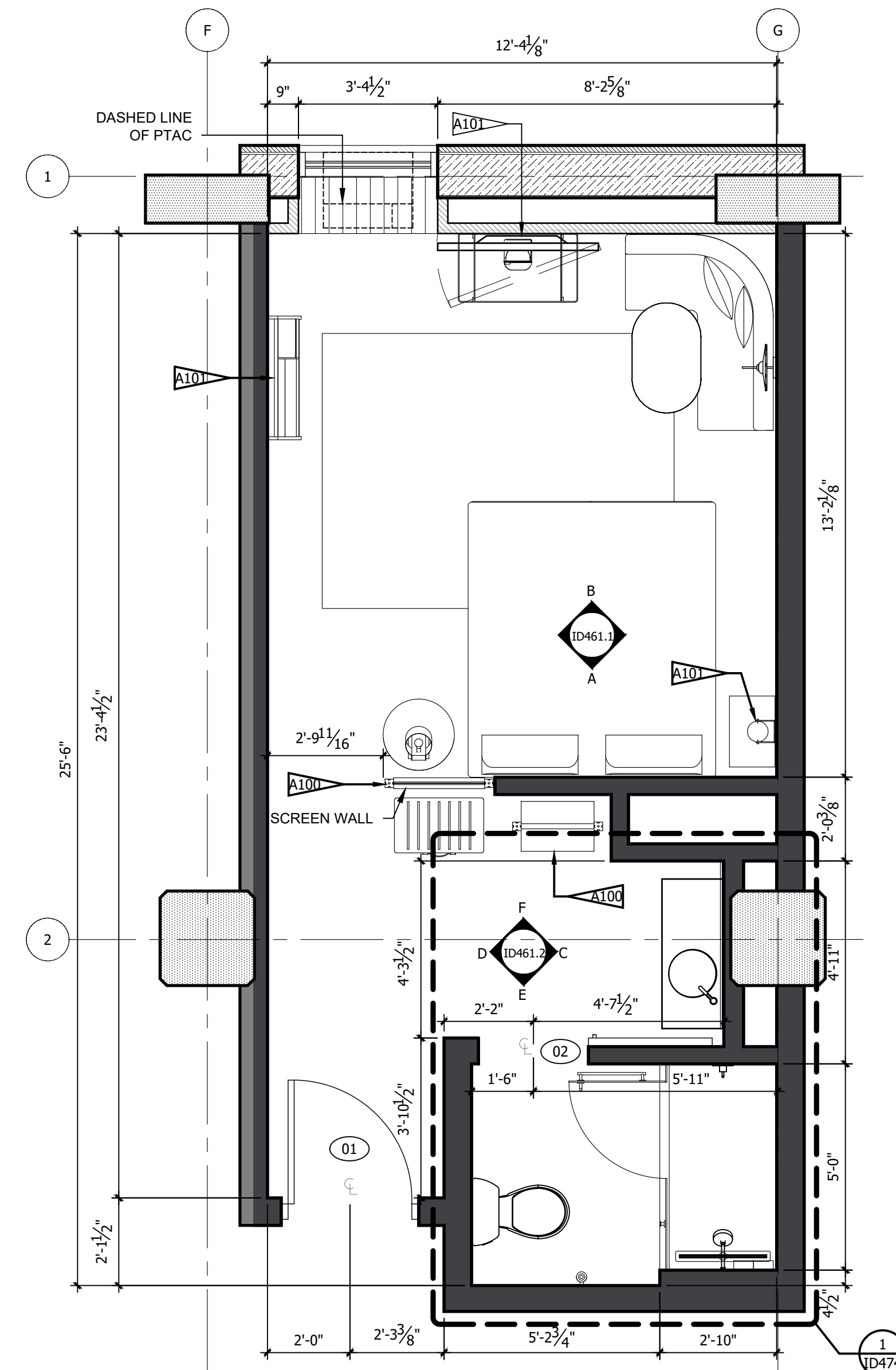
PROJECT NO.: 16 006
DATE: 04-12-2019
DRAWN BY: EF/RW
CHKD. BY: MWT

**ENLARGED
RM#10 KING
PLANS & DETAILS**

SHEET ID460.2



2 FFE PLAN (LEFT&RIGHT)
3/8" = 1'-0"



1 ARCHITECTURAL PLAN
3/8" = 1'-0"

REFERENCE NOTES	
A.	REFER TO DESIGN STANDARDS, "GUESTROOMS" CHAPTER, FOR MAIN REQUIREMENTS RELATED TO THIS ARCHITECT IS RESPONSIBLE FOR DESIGNING PROJECT IN ACCORDANCE WITH THE ENTIRE DESIGN STANDARDS.
B.	REFER TO ELECTRICAL SECTION OF BPM FOR SWITCHTYPE AND COVER.


GENERAL NOTES	
1.	DIMENSIONS ARE TO FACE OF PARTITION UNLESS NOTED OTHERWISE. HOLD MINIMUM CLEAR DIMENSIONS
2.	ELECTRICAL OUTLETS SHOWN ON ELEC/ PLUMBING/ MECH PLAN AND ON ELEVATIONS ARE FOR DEVICES AND FIXTURES SPECIFIED. ADDITIONAL OUTLETS MAY BE REQUIRED BY LOCAL BUILDING CODES
3.	ALL DUPLEX RECEPTACLES TO BE INSTALLED @ 18" AFF UNO TYP.
4.	ALL ELECTRICAL DIMENSIONS ARE TO THE CENTERLINE UNLESS NOTED OTHERWISE
5.	G.C. TO PROVIDE BLOCKING AND / OR STRAPPING FOR ALL ITEMS ATTACHED TO WALLS OR MOUNTED TO CEILING ARCHITECT OF RECORD TO REVIEW
6.	LOCATE STEAMER CONVENIENCE OUTLET ADJACENT TO WARDROBE AT 30" AFF
7.	WARDROBE AND SCREEN WALL BASE PLATE SHALL BE MOUNTED PRIOR TO LVT, DRILLING THROUGH LVT WILL VOID MANUFACTURER WARRANTY
8.	ALL GUEST FACING WALLS SHALL BE LEVEL 5, EGSHALL FINISH
9.	INDICATE TAG FOR EL-001 LEGRAND OUTLET AT BANQUETTE AT 36" AFF
10.	LOCATE SWITCH FOR SCONCE X-300 ABOVE THE LEGRAND SPECIALTY POWER OUTLET
11.	RED CORD AT LIGHT FIXTURE X-301 AND X-302 SHALL BE INTENTIONALLY EXPOSED APPROXIMATELY 3"
12.	ROLLER SHADE SHALL INCLUDE 'BINARY TWEED' GRAPHIC PRINT, CONTACT VQC VENDOR FOR GRAPHICS

CRITERIA NOTES	
CRITERIA NOTES ARE SHOWN CATEGORIZED BY DISCIPLINE AND SHOULD BE INTERPRETED TO APPLY TO MORE THAN ONE DISCIPLINE. FOR EFFICIENCY, NOTES ARE ONLY SHOWN UNDER ONE PREDOMINANT DISCIPLINE. CONSULTANTS SHOULD FAMILIARIZE THEMSELVES WITH ALL CRITERIA NOTES.	

ARCHITECTURAL	
A99	PROVIDE BLOCKING TO SECURE UPHOLSTERED PANEL.
A100	FFE SCREEN TO BE SECURED TO FLOOR AND STRUCTURE ABOVE
A101	PROVIDE BLOCKING IN WALL

INTERIOR DESIGN	
ID2	OWNER FURNISHED COFFEE MAKER
ID8	SPECIFIED LVT/CARPET TILE INSET SYSTEM DOES NOT REQUIRE A TRANSITION STRIP BETWEEN LVT AND LVT FLOORING UNDERLAYMENT WILL BE INSTALLED UNDER LVT AND CARPET TILE FLOORING.
ID22	OWNER FURNISHED SAFE
ID35	PROVIDE MOTORIZED DRAPERY IN ACCESSIBLE ROOMS.
ID39	PROVIDE BLACK RECEPTACLE AND SWITCH PLATES WHEN ON ACCENT WALL.
ID40	COORDINATE OUTLET PLACEMENT WITH BED LOCATION.
ID43	REFER TO THE ALOFT WINDOW TREATMENT PACKAGE FOR ROLLER SHADE SPECIFICATIONS.
ID46	REFER TO INTERIOR DESIGN SPECIFICATIONS MANUAL FOR MOUNTING HEIGHT AND FOR INSTALLATION DIAGRAMS. CONTACT MANUFACTURER FOR ADDITIONAL INFORMATION.

NO.	DESCRIPTION	DATE	BY
-	ISSUED FOR DEMOLITION	06/09/17	MV
-	ISSUED TO FRANCHISE	06/09/17	MV
-	ISSUED FOR BID (ID ONLY)	07/21/17	MV
-	ISSUED TO FRANCHISE	08/17/17	MV
-	ISSUED FOR PERMIT	08/04/17	MV
-	FOR FINAL APPROVAL	10/02/17	MV
-	ISSUED FOR PERMIT	11/28/17	MV
-	RE-ISSUED FOR PERMIT	03/07/18	AN
-	REV. DETAILS ON A700.2	06/04/18	AVK
-	RE-90% FRANCHISE COMMENTS	06/04/18	AVK



ARCHITECTURE
URBAN PLANNING
INTERIORS
HOTELS/ HOUSING/ MIXED USE
1800.630.3750
CA-SERVICES
ca@mwtusa.com / 1800.717.5816



WARNING
IT IS A VIOLATION OF THE LAW FOR ANY PERSON, UNLESS ACTING UNDER THE DIRECTION OF THE ARCHITECT, TO ALTER OR REPRODUCE THESE DRAWINGS IN ANY WAY.

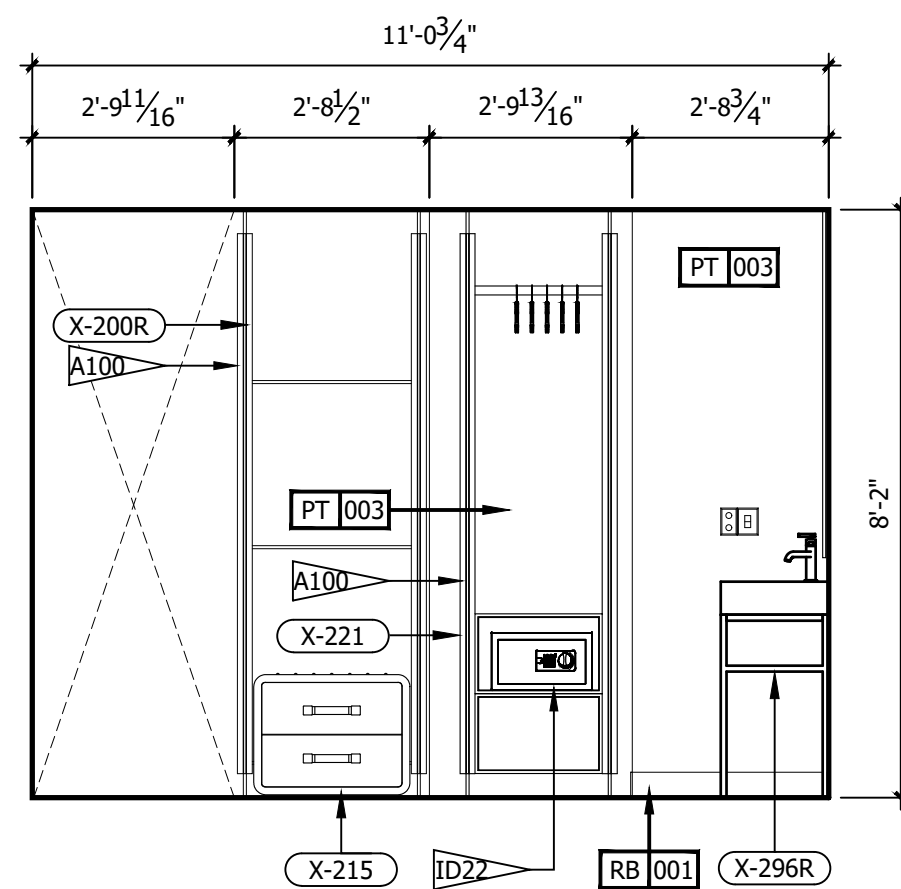
ALOFT
MEMPHIS
DOWNTOWN

63 NORTH B.B. KING BLVD.
MEMPHIS, TENNESSEE 38103

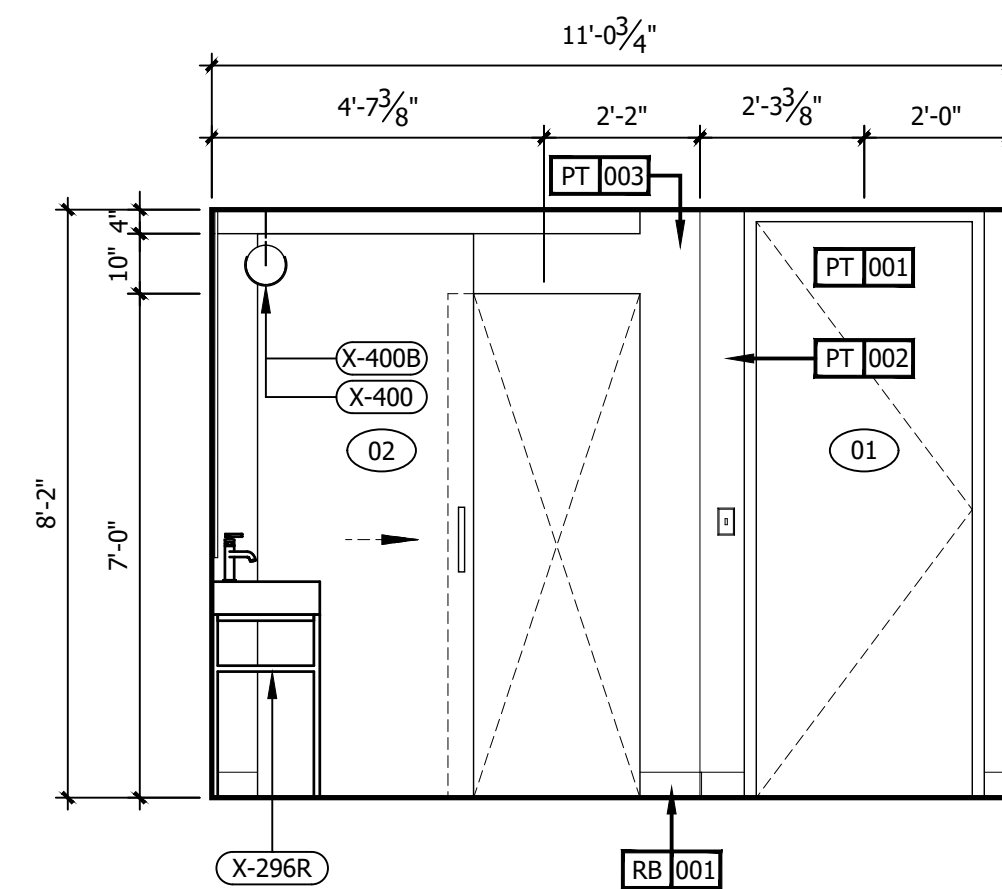
PROJECT NO.: 16 006
DATE: 04-12-2019
DRAWN BY: EF/RW
CHKD. BY: MWT

ENLARGED
RM#11 KING
PLANS & DETAILS
SHEET ID461.1

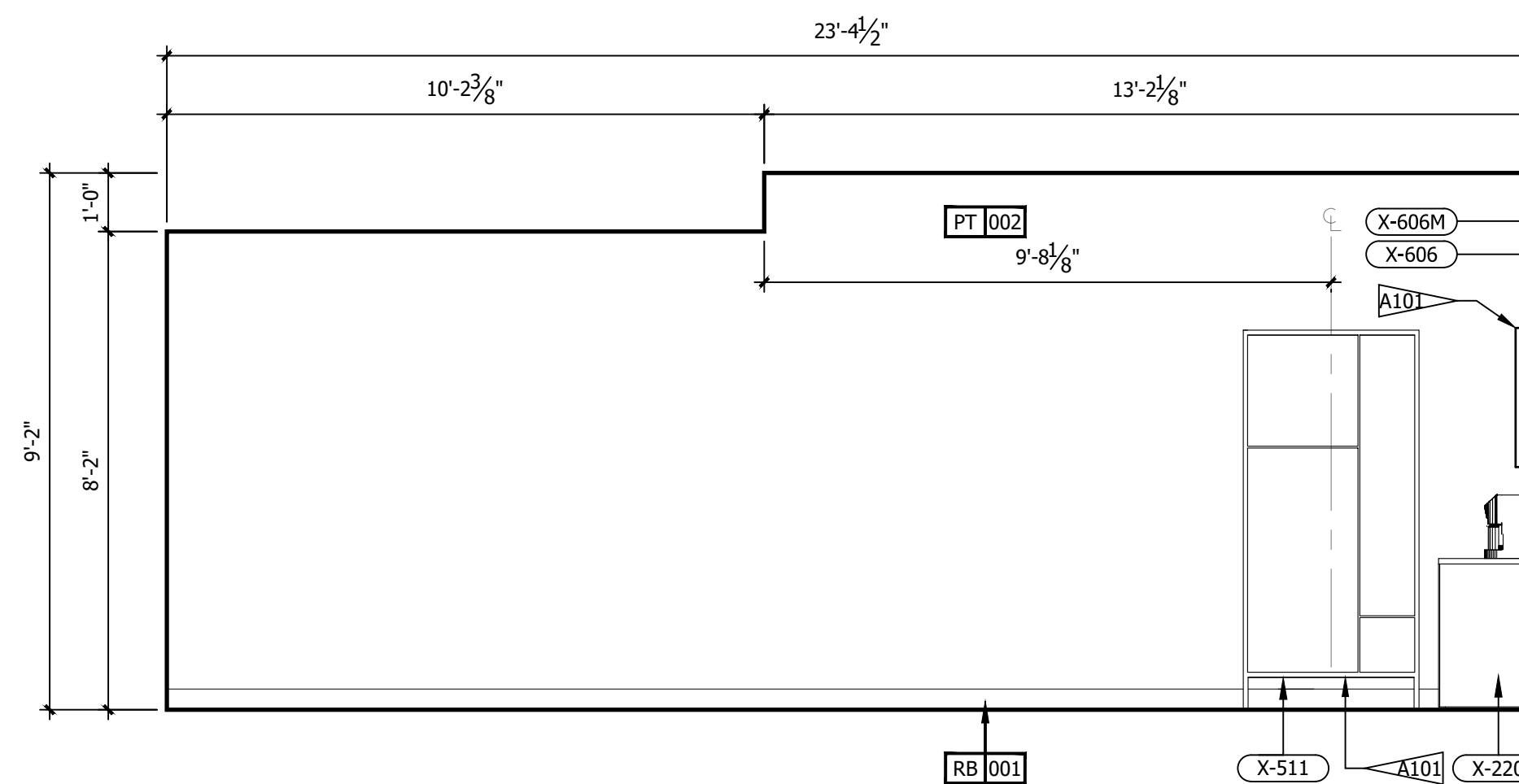
IMPORTANT NOTICE TO ALL CONTRACTORS AND OR SUBCONTRACTORS: (COMPLETE BUILDING SYSTEMS AND OR INSTALLATIONS)
IF AWARDED A CONTRACT FOR ANY PORTION OF WORK NEEDED TO COMPLETE THIS PROJECT YOU ARE AGREEING TO THE FOLLOWING TERMS:
1. YOU ARE A QUALIFIED CONTRACTOR AND OR SUBCONTRACTOR SPECIFICALLY IN PROVIDING A COMPLETE TURNKEY SERVICE IN YOUR TRADE OR PROFESSION FOR THE TYPE OF WORK AND SCOPE FOR THIS PROJECT.
2. YOU AGREE TO PROVIDE A COMPLETE DESIGN BUILD SOLUTION BASED ON THE ARCHITECT'S INTENDED DESIGN FOR THIS PROJECT.
3. YOUR BID INCLUDED ALL THE STEPS, PROCESSES, MATERIALS, PRODUCTS, GOVERNING PERMITS AND APPROVALS NECESSARY TO PROVIDE A COMPLETED AND WARRANTED SYSTEM OR INSTALLATION THAT DOES NOT REQUIRE ANOTHER CONTRACTOR OR PRODUCT TO COMPLETE YOUR SCOPE OF WORK.
4. YOUR BID MUST HAVE INCLUDED ANY DESIGN INFORMATION REFERENCED WITHIN ANY CIVIL, ARCHITECTURAL, STRUCTURAL, MECHANICAL, ELECTRICAL AND OR PLUMBING DRAWINGS. ALSO NOTE THESE DRAWINGS ARE SCHEMATIC AND ARE INTENDED TO SHOW ONLY BASIC CONCEPTS AND GENERAL INFORMATION. THE COMPLETION OF YOUR WORK MAY INCLUDE OTHER STEPS, PROCESSES, MATERIALS, PRODUCTS, LABOR, GOVERNING PERMITS AND OR APPROVALS NECESSARY TO PROVIDE A COMPLETE SYSTEM INSTALLATION WHETHER SUGGESTED ON THE DRAWINGS OR NOT.
AS AN EXAMPLE: ITEMS AND OR TASKS LIKE: FIRE CALLS, DRAFT STOPS, FASTENERS, ANCHORS, EMBEDMENTS, DUMPSTERS, DEBRIS CLEAN UP, ETC. ARE YOUR RESPONSIBILITY. ANY WORK NOT COMPLETED IN A TIMELY MANNER, OR INCOMPLETE WORK WILL BE BILLED BACK TO THE CONTRACTOR AND OR SUBCONTRACTOR, AT THE OWNERS' DISCRETION.



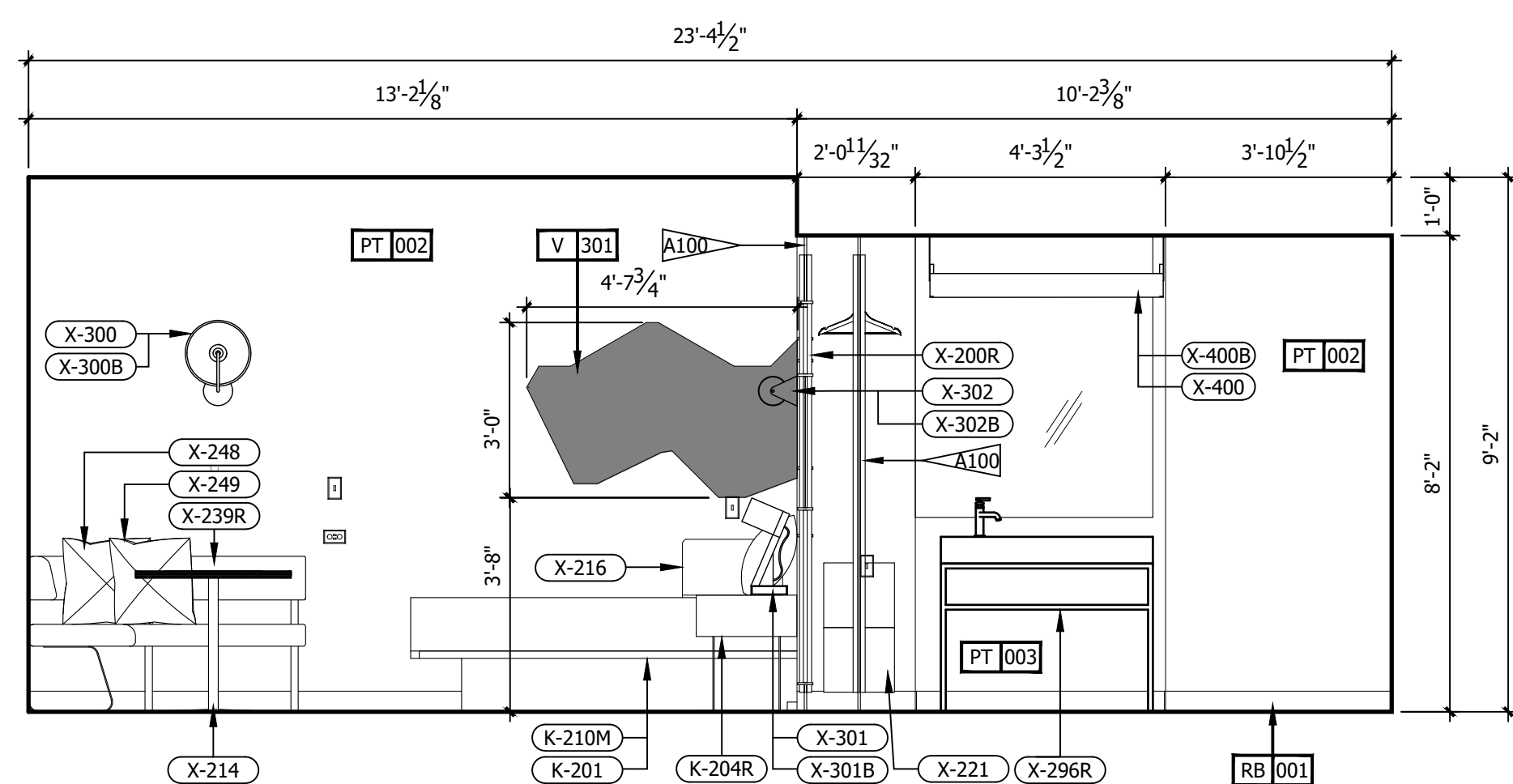
F ROOM ELEVATION
3/8" = 1'-0"



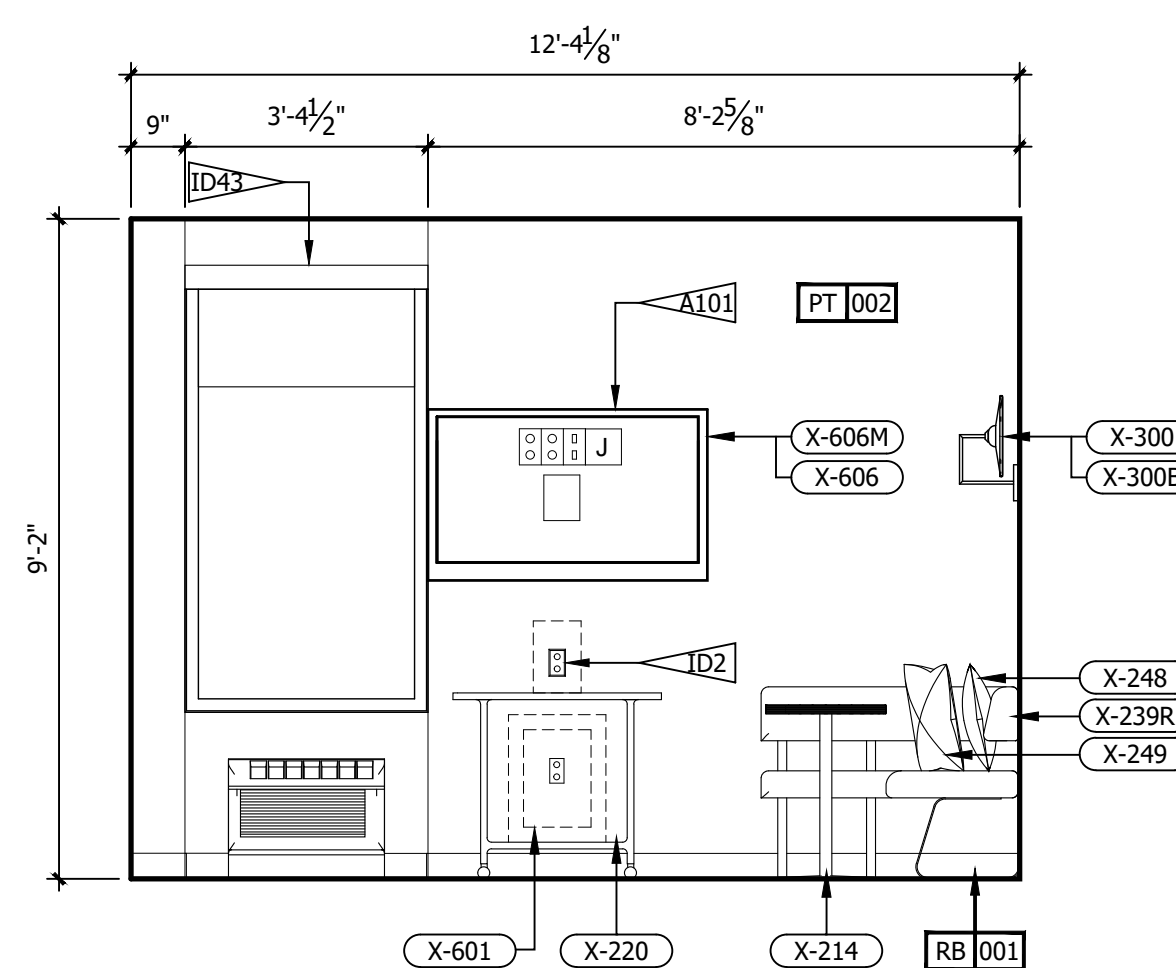
E ROOM ELEVATION
3/8" = 1'-0"



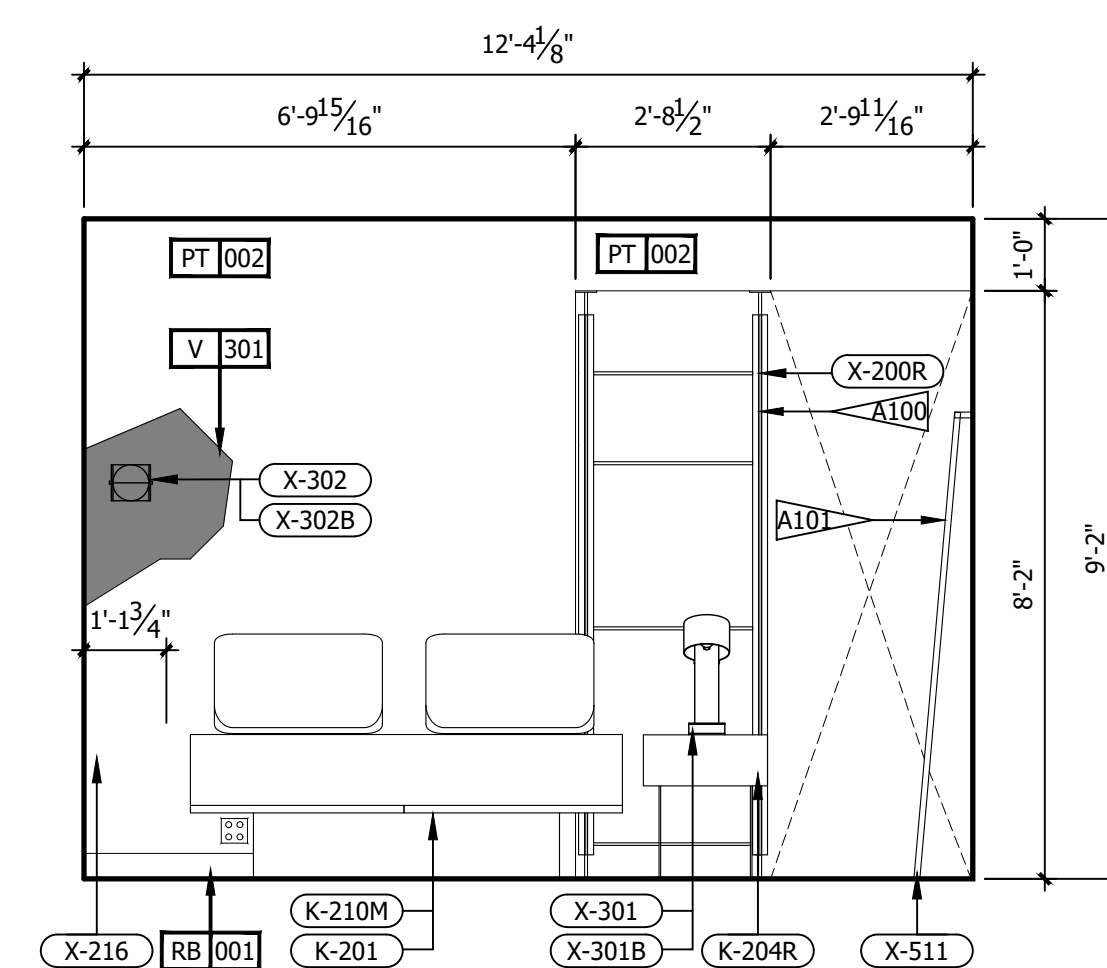
D ROOM ELEVATION
3/8" = 1'-0"



C ROOM ELEVATION
3/8" = 1'-0"



B ROOM ELEVATION
3/8" = 1'-0"



A ROOM ELEVATION
3/8" = 1'-0"

REFERENCE NOTES	
A. REFER TO DESIGN STANDARDS, "GUESTROOMS" CHAPTER, FOR MAIN REQUIREMENTS RELATED TO THIS ARCHITECT IS RESPONSIBLE FOR DESIGNING PROJECT IN ACCORDANCE WITH THE ENTIRE DESIGN STANDARDS.	
B. REFER TO ELECTRICAL SECTION OF BPM FOR SWITCHTYPE AND COVER.	
GENERAL NOTES	
1. DIMENSIONS ARE TO FACE OF PARTITION UNLESS NOTED OTHERWISE. HOLD MINIMUM CLEAR DIMENSIONS	
2. ELECTRICAL OUTLETS SHOWN ON ELEC/ PLUMBING/ MECH PLAN AND ON ELEVATIONS ARE FOR DEVICES AND FIXTURES SPECIFIED. ADDITIONAL OUTLETS MAY BE REQUIRED BY LOCAL BUILDING CODES	
3. ALL DUPLEX RECEPTACLES TO BE INSTALLED @ 18" AFF UNO TYP.	
4. ALL ELECTRICAL DIMENSIONS ARE TO THE CENTERLINE UNLESS NOTED OTHERWISE	
5. G.C. TO PROVIDE BLOCKING AND / OR STRAPPING FOR ALL ITEMS ATTACHED TO WALLS OR MOUNTED TO CEILING ARCHITECT OF RECORD TO REVIEW	
6. LOCATE STEAMER CONVENIENCE OUTLET ADJACENT TO WARDROBE AT 30" AFF	
7. WARDROBE AND SCREEN WALL BASE PLATE SHALL BE MOUNTED PRIOR TO LVT, DRILLING THROUGH LVT WILL VOID MANUFACTURER WARRANTY	
8. ALL GUEST FACING WALLS SHALL BE LEVEL 5, EGSHELL FINISH	
9. INDICATE TAG FOR EL-001 LEGRAND OUTLET AT BANQUETTE AT 36" AFF	
10. LOCATE SWITCH FOR SCONCE X-300 ABOVE THE LEGRAND SPECIALTY POWER OUTLET	
11. RED CORD AT LIGHT FIXTURE X-301 AND X-302 SHALL BE INTENTIONALLY EXPOSED APPROXIMATELY 3"	
12. ROLLER SHADE SHALL INCLUDE 'BINARY TWEED' GRAPHIC PRINT, CONTACT VQC VENDOR FOR GRAPHICS	
CRITERIA NOTES	
CRITERIA NOTES ARE SHOWN CATEGORIZED BY DISCIPLINE AND COULD BE INTERPRETED TO APPLY TO MORE THAN ONE DISCIPLINE. FOR EFFICIENCY, NOTES ARE ONLY SHOWN UNDER ONE PREDOMINANT DISCIPLINE. CONSULTANTS SHOULD FAMILIARIZE THEMSELVES WITH ALL CRITERIA NOTES.	


NO.	DESCRIPTION	DATE	BY
-	ISSUED FOR DEMOLITION	06/09/17	MV
-	ISSUED TO FRANCHISE	06/09/17	MV
-	ISSUED FOR BID (ID ONLY)	07/21/17	MV
-	ISSUED TO FRANCHISE	08/17/17	MV
-	ISSUED FOR PERMIT	08/04/17	MV
-	FOR FINAL APPROVAL	10/02/17	MV
-	ISSUED FOR PERMIT	11/28/17	MV
-	RE-ISSUED FOR PERMIT	03/07/18	AN
-	REV. DETAILS ON A700.2	06/04/18	AVK
-	RE-90% FRANCHISE COMMENTS	06/04/18	AVK

AD ARCHITECTURAL

A99 PROVIDE BLOCKING TO SECURE UPHOLSTERED PANEL.
A100 FFE SCREEN TO BE SECURED TO FLOOR AND STRUCTURE ABOVE
A101 PROVIDE BLOCKING IN WALL

IDO INTERIOR DESIGN

ID2 OWNER FURNISHED COFFEE MAKER
ID8 SPECIFIED LVT/CARPET TILE INSET SYSTEM DOES NOT REQUIRE A TRANSITION STRIP BETWEEN LVT AND LVT FLOORING UNDERLAYMENT WILL BE INSTALLED UNDER LVT AND CARPET TILE FLOORING.
ID22 OWNER FURNISHED SAFE
ID35 PROVIDE MOTORIZED DRAPERY IN ACCESSIBLE ROOMS.
ID39 PROVIDE BLACK RECEPTACLE AND SWITCH PLATES WHEN ON ACCENT WALL.
ID40 COORDINATE OUTLET PLACEMENT WITH BED LOCATION.
ID43 REFER TO THE ALOFT WINDOW TREATMENT PACKAGE FOR ROLLER SHADE SPECIFICATIONS.
ID46 REFER TO INTERIOR DESIGN SPECIFICATIONS MANUAL FOR MOUNTING HEIGHT AND FOR INSTALLATION DIAGRAMS. CONTACT MANUFACTURER FOR ADDITIONAL INFORMATION.



ARCHITECTURE
URBAN PLANNING
INTERIORS
HOTELS/ HOUSING/ MIXED USE
1800.630.3750
CA-SERVICES
ca@mwtusa.com / 1800.717.5816



WARNING
IT IS A VIOLATION OF THE LAW FOR ANY PERSON, UNLESS ACTING UNDER THE DIRECTION OF THE ARCHITECT, TO ALTER OR REPRODUCE THESE DRAWINGS IN ANY WAY.

ALOFT MEMPHIS DOWNTOWN

63 NORTH B.B. KING BLVD.
MEMPHIS, TENNESSEE 38103

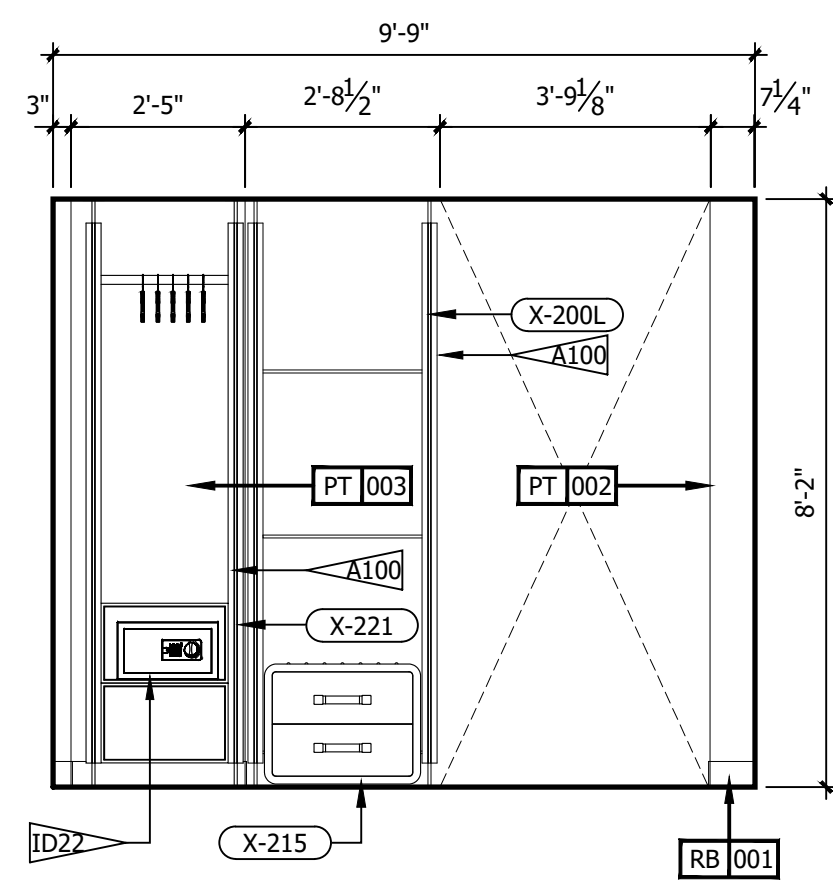
PROJECT NO.: 16 006
DATE: 04-12-2019
DRAWN BY: EF/RW
CHKD. BY: MWT

**ENLARGED
RM#11 KING
PLANS & DETAILS
SHEET ID461.2**

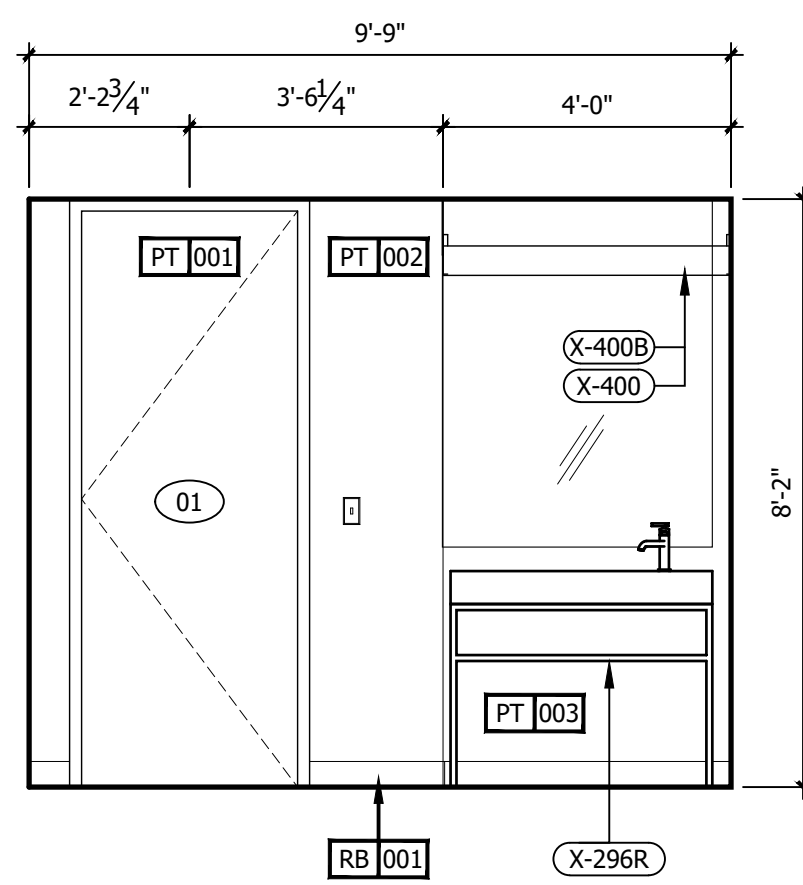
IMPORTANT NOTICE TO ALL CONTRACTORS AND OR SUBCONTRACTORS: (COMPLETE BUILDING SYSTEMS AND OR INSTALLATIONS)

IF AWARDED A CONTRACT FOR ANY PORTION OF WORK NEEDED TO COMPLETE THIS PROJECT YOU ARE AGREEING TO THE FOLLOWING TERMS:

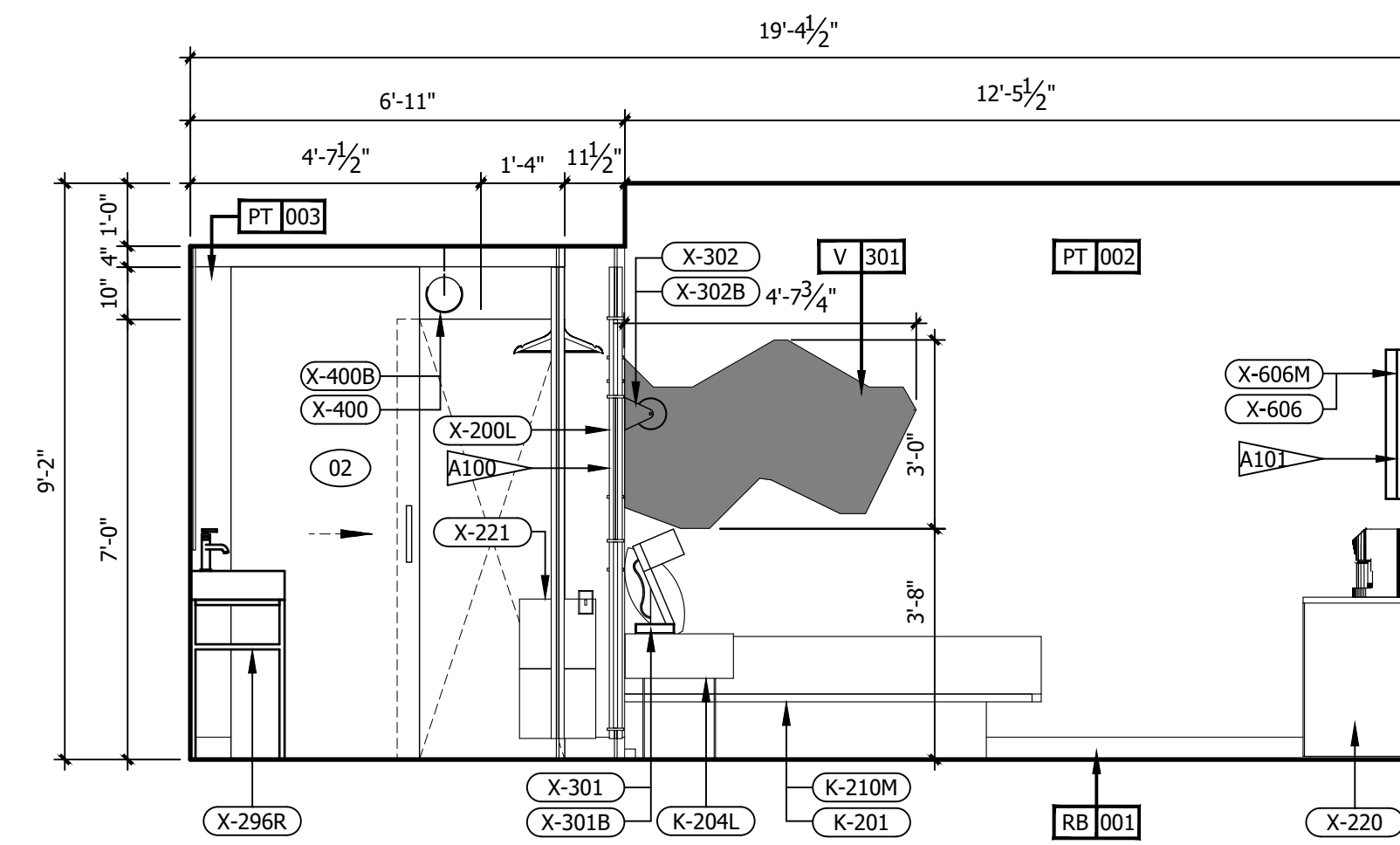
1. YOU ARE A QUALIFIED CONTRACTOR AND OR SUBCONTRACTOR SPECIFICALLY IN PROVIDING A COMPLETE TURNKEY SERVICE IN YOUR TRADE OR PROFESSION FOR THE TYPE OF WORK AND SCOPE FOR THIS PROJECT.
2. YOU AGREE TO PROVIDE A COMPLETE DESIGN BUILD SOLUTION BASED ON THE ARCHITECT'S INTENDED DESIGN FOR THIS PROJECT.
3. YOUR BID INCLUDED ALL THE STEPS, PROCESSES, MATERIALS, PRODUCTS, GOVERNING PERMITS AND APPROVALS NECESSARY TO PROVIDE A COMPLETED AND WARRANTED SYSTEM OR INSTALLATION THAT DOES NOT REQUIRE ANOTHER CONTRACTOR OR PRODUCT TO COMPLETE YOUR SCOPE OF WORK.
4. YOUR BID MUST HAVE INCLUDED ANY DESIGN INFORMATION REFERENCED WITHIN ANY CIVIL, ARCHITECTURAL, STRUCTURAL, MECHANICAL, ELECTRICAL AND OR PLUMBING DRAWINGS. ALSO NOTE THESE DRAWINGS ARE SCHEMATIC AND ARE INTENDED TO SHOW ONLY BASIC CONCEPTS AND GENERAL INFORMATION THE COMPLETION OF YOUR WORK MAY INCLUDE OTHER STEPS, PROCESSES, MATERIALS, PRODUCTS, LABOR, GOVERNING PERMITS AND OR APPROVALS NECESSARY TO PROVIDE A COMPLETE SYSTEM INSTALLATION WHETHER SUGGESTED ON THE DRAWINGS OR NOT.
5. AS AN EXAMPLE: ITEMS AND OR TASKS LIKE: FIRE CALLS, DRAFT STOPS, FASTENERS, ANCHORS, EMBEDMENTS, DUMPSTERS, DEBRIS CLEAN UP, ETC. ARE YOUR RESPONSIBILITY. ANY WORK NOT COMPLETED IN A TIMELY MANNER, OR INCOMPLETE WORK WILL BE BILLED BACK TO THE CONTRACTOR AND OR SUBCONTRACTOR, AT THE OWNERS' DISCRETION.



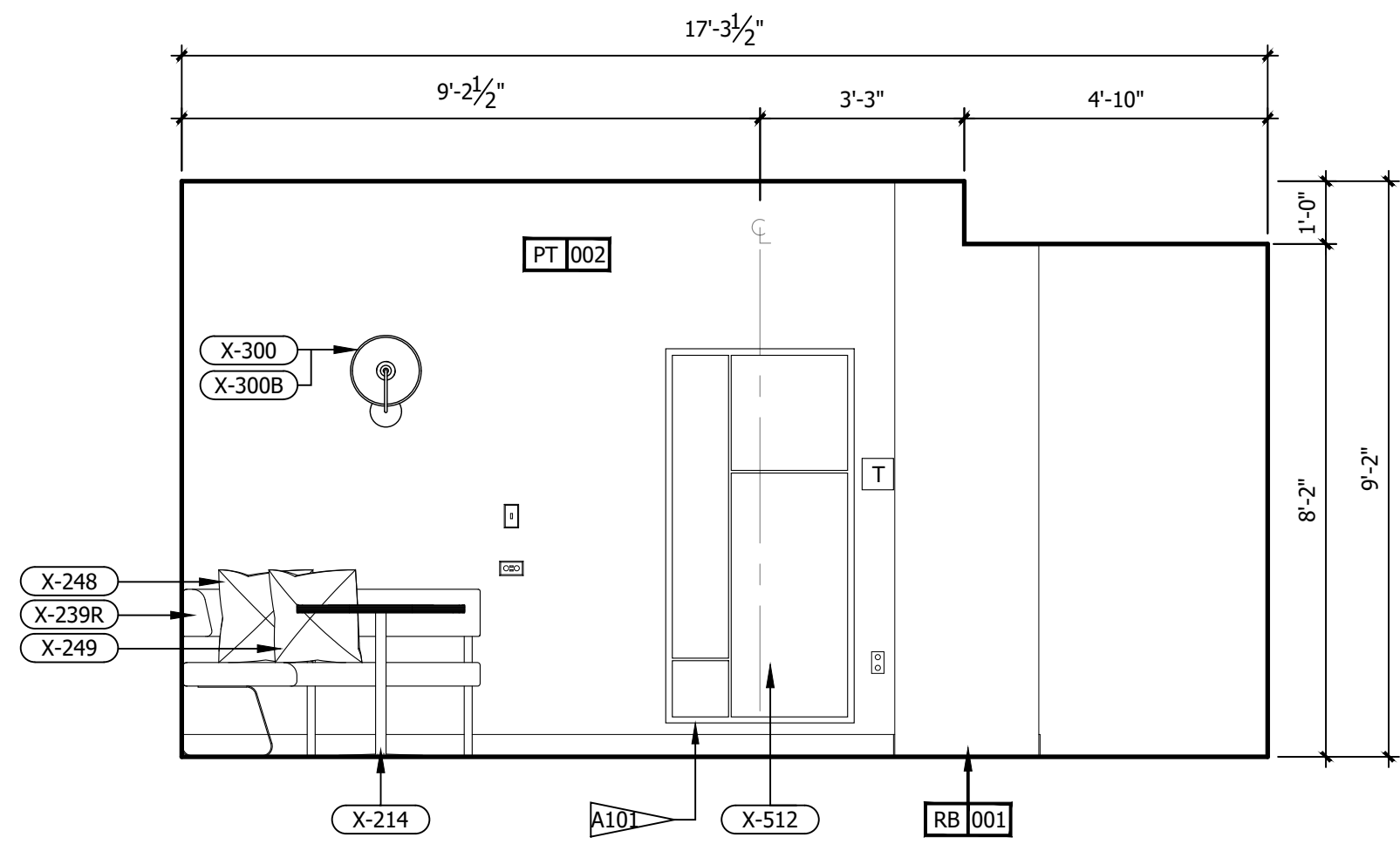
F ROOM ELEVATION
3/8" = 1'-0"



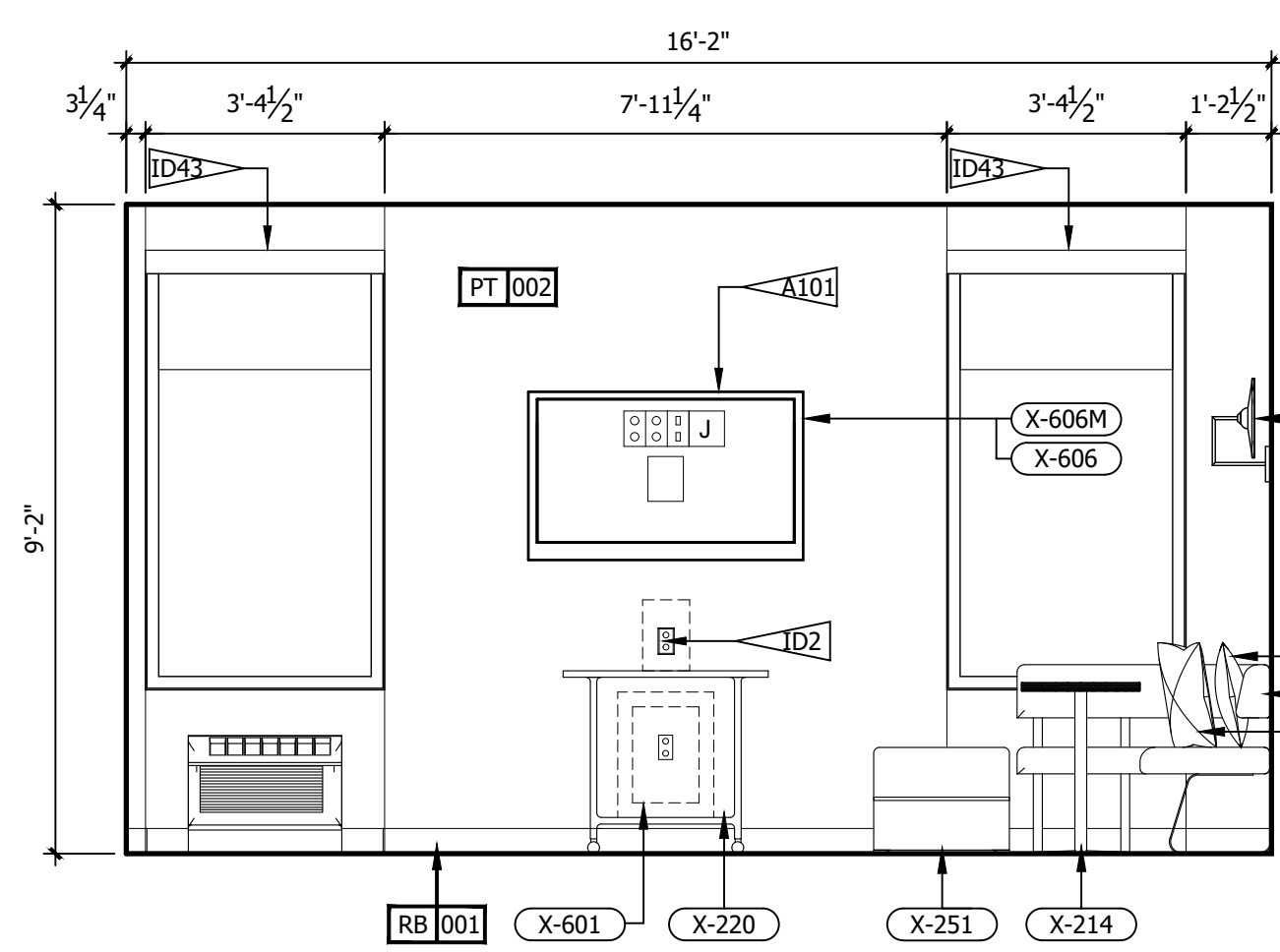
E ROOM ELEVATION
3/8" = 1'-0"



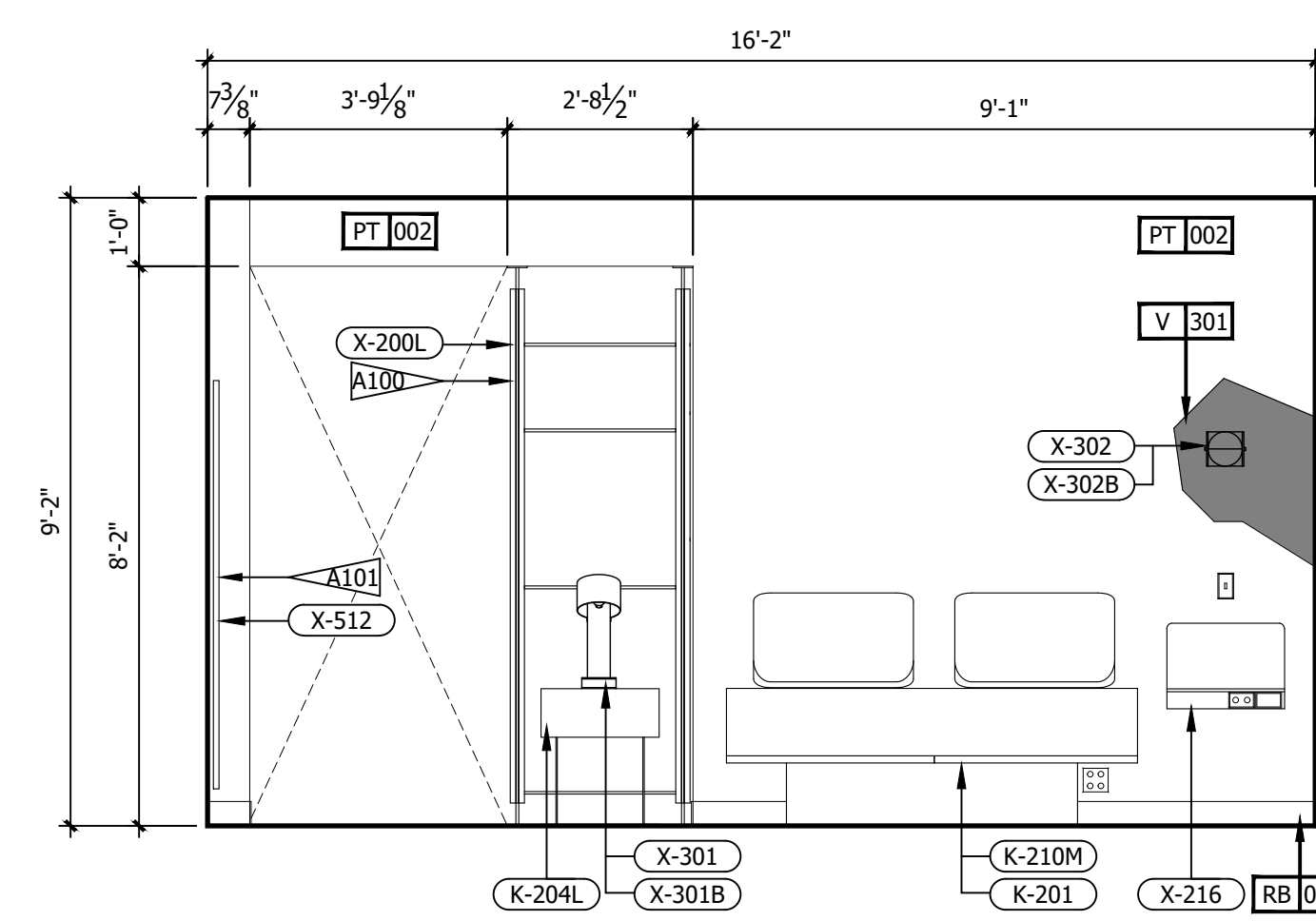
D ROOM ELEVATION
3/8" = 1'-0"



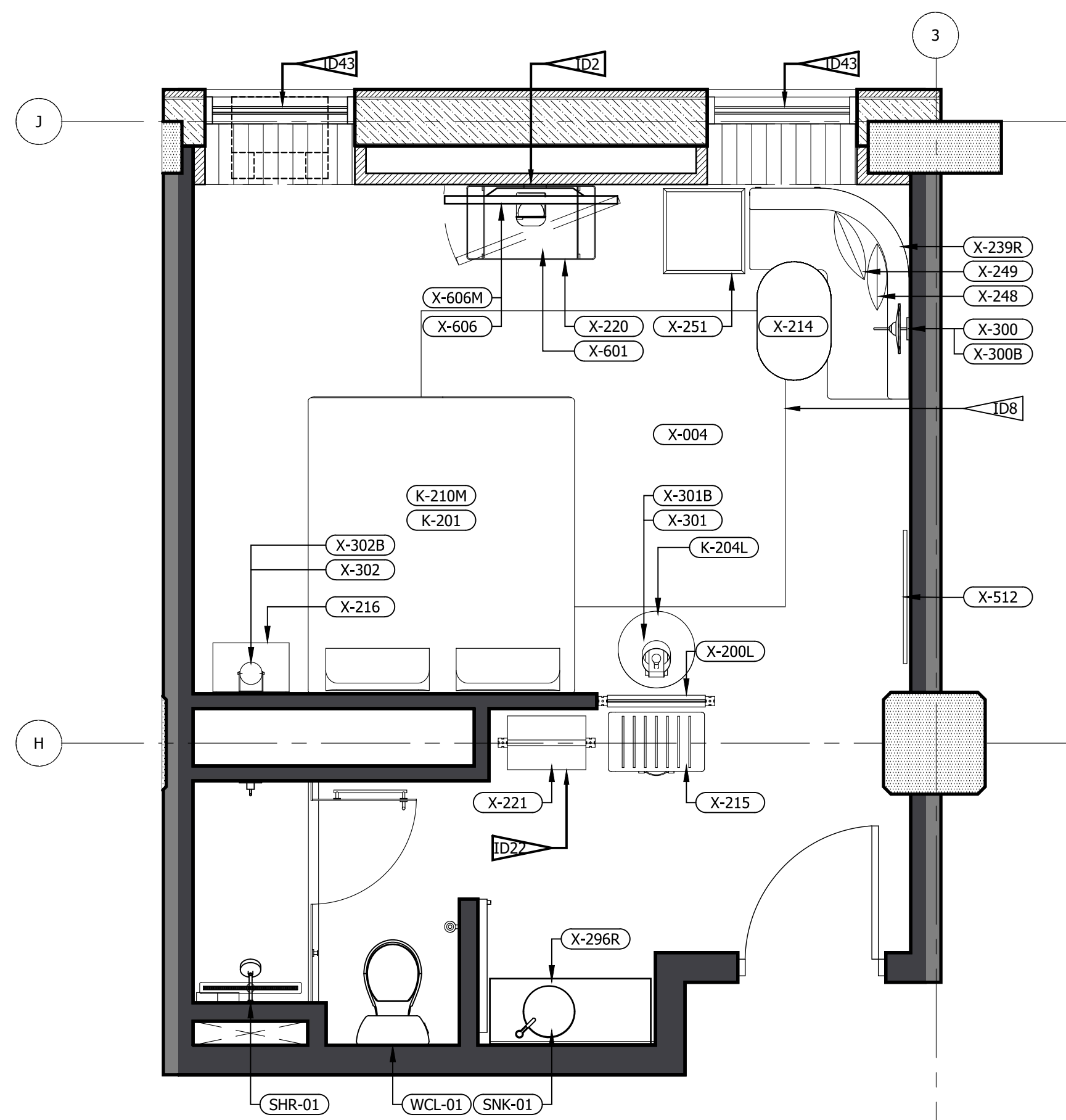
C ROOM ELEVATION
3/8" = 1'-0"



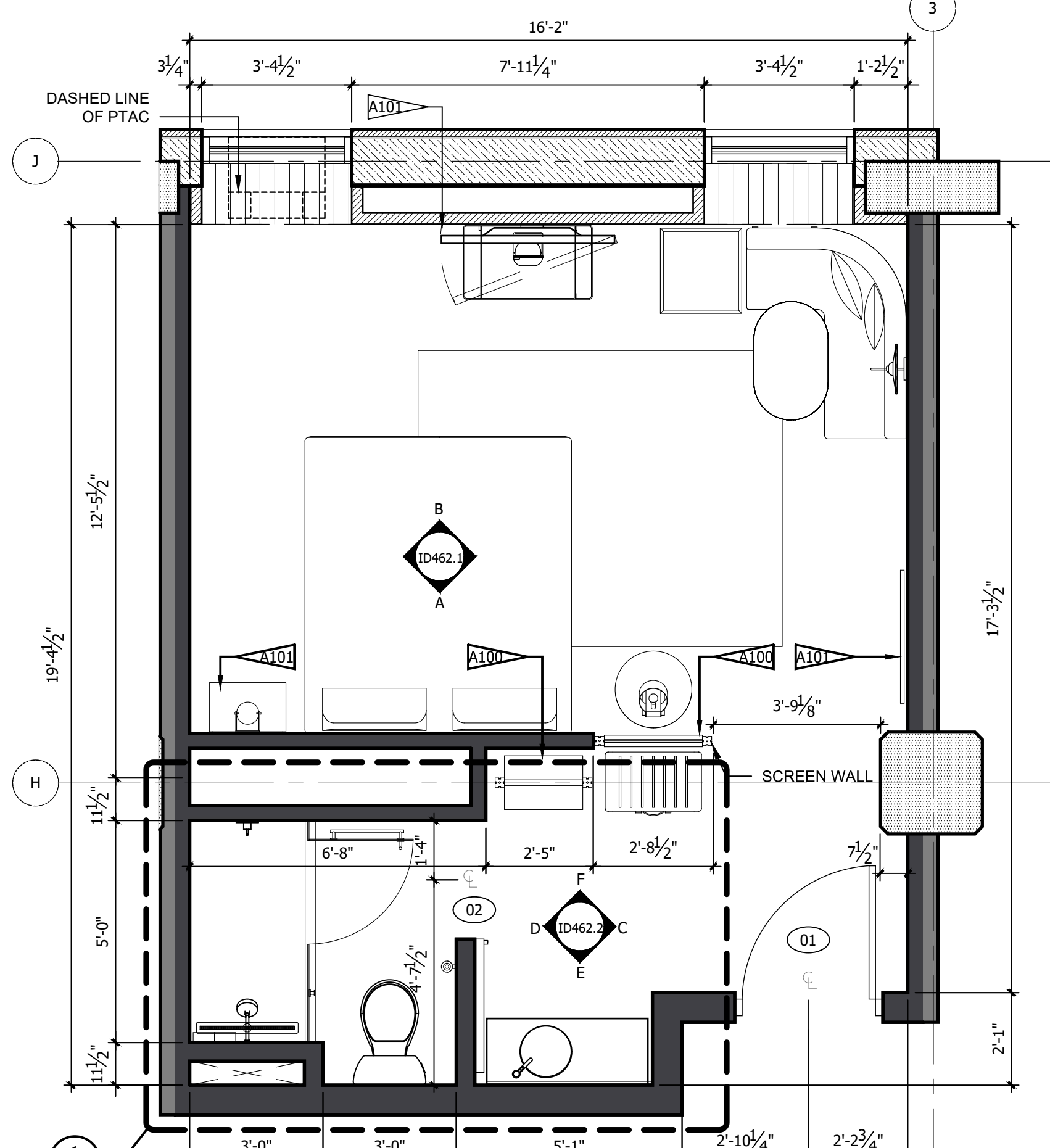
B ROOM ELEVATION
3/8" = 1'-0"



A ROOM ELEVATION
3/8" = 1'-0"



2 FFE PLAN (LEFT&RIGHT)
3/8" = 1'-0"



1 ARCHITECTURAL PLAN
3/8" = 1'-0"

- REFERENCE NOTES**
- A. REFER TO DESIGN STANDARDS, "GUESTROOMS" CHAPTER, FOR MAIN REQUIREMENTS RELATED TO THIS ARCHITECT IS RESPONSIBLE FOR DESIGNING PROJECT IN ACCORDANCE WITH THE ENTIRE DESIGN STANDARDS.
 - B. REFER TO ELECTRICAL SECTION OF BPM FOR SWITCHTYPE AND COVER.
- GENERAL NOTES**
1. DIMENSIONS ARE TO FACE OF PARTITION UNLESS NOTED OTHERWISE. HOLD MINIMUM CLEAR DIMENSIONS
 2. ELECTRICAL OUTLETS SHOWN ON ELEC/ PLUMBING/ MECH PLAN AND ON ELEVATIONS ARE FOR DEVICES AND FIXTURES SPECIFIED. ADDITIONAL OUTLETS MAY BE REQUIRED BY LOCAL BUILDING CODES
 3. ALL DUPLEX RECEPTACLES TO BE INSTALLED @ 18" AFF UNO TYP.
 4. ALL ELECTRICAL DIMENSIONS ARE TO THE CENTERLINE UNLESS NOTED OTHERWISE
 5. G.C. TO PROVIDE BLOCKING AND / OR STRAPPING FOR ITEMS ATTACHED TO WALLS OR MOUNTED TO CEILING ARCHITECT OF RECORD TO REVIEW
 6. LOCATE STEAMER CONVENIENCE OUTLET ADJACENT TO WARDROBE AT 30" AFF
 7. WARDROBE AND SCREEN WALL BASE PLATE SHALL BE MOUNTED PRIOR TO LVT, DRILLING THROUGH LVT WILL VOID MANUFACTURER WARRANTY
 8. ALL GUEST FACING WALLS SHALL BE LEVEL 5, EGSHELL FINISH
 9. INDICATE TAG FOR EL-001 LEGRAND OUTLET AT BANQUETTE AT 36" AFF
 10. LOCATE SWITCH FOR SCONCE X-300 ABOVE THE LEGRAND SPECIALTY POWER OUTLET
 11. RED CORD AT LIGHT FIXTURE X-301 AND X-302 SHALL BE INTENTIONALLY EXPOSED APPROXIMATELY 3"
 12. ROLLER SHADE SHALL INCLUDE 'BINARY TWEED' GRAPHIC PRINT, CONTACT VQC VENDOR FOR GRAPHICS

- CRITERIA NOTES**
- CRITERIA NOTES ARE SHOWN CATEGORIZED BY DISCIPLINE AND COULD BE INTERPRETED TO APPLY TO MORE THAN ONE DISCIPLINE. FOR EFFICIENCY, NOTES ARE ONLY SHOWN UNDER ONE PREDOMINANT DISCIPLINE. CONSULTANTS SHOULD FAMILIARIZE THEMSELVES WITH ALL CRITERIA NOTES.


- AD ARCHITECTURAL**
- A99 PROVIDE BLOCKING TO SECURE UPHOLSTERED PANEL.
 - A100 FFE SCREEN TO BE SECURED TO FLOOR AND STRUCTURE ABOVE
 - A101 PROVIDE BLOCKING IN WALL

- IDO INTERIOR DESIGN**
- ID2 OWNER FURNISHED COFFEE MAKER
 - ID8 SPECIFIED LVT/CARPET TILE INSET SYSTEM DOES NOT REQUIRE A TRANSITION STRIP BETWEEN LVT AND LVT FLOORING UNDERLAYMENT WILL BE INSTALLED UNDER LVT AND CARPET TILE FLOORING.
 - ID22 OWNER FURNISHED SAFE
 - ID35 PROVIDE MOTORIZED DRAPERY IN ACCESSIBLE ROOMS.
 - ID39 PROVIDE BLACK RECEPTACLE AND SWITCH PLATES WHEN ON ACCENT WALL.
 - ID40 COORDINATE OUTLET PLACEMENT WITH BED LOCATION.
 - ID43 REFER TO THE ALOFT WINDOW TREATMENT PACKAGE FOR ROLLER SHADE SPECIFICATIONS.
 - ID46 REFER TO INTERIOR DESIGN SPECIFICATIONS MANUAL FOR MOUNTING HEIGHT AND FOR INSTALLATION DIAGRAMS. CONTACT MANUFACTURER FOR ADDITIONAL INFORMATION.


IMPORTANT NOTICE TO ALL CONTRACTORS AND OR SUBCONTRACTORS: (COMPLETE BUILDING SYSTEMS AND OR INSTALLATIONS)

1. IF AWARDED A CONTRACT FOR ANY PORTION OF WORK NEEDED TO COMPLETE THIS PROJECT YOU ARE AGREEING TO THE FOLLOWING TERMS:
2. YOU ARE A QUALIFIED CONTRACTOR AND OR SUBCONTRACTOR SPECIFICALLY IN PROVIDING A COMPLETE TURNKEY SERVICE IN YOUR TRADE OR PROFESSION FOR THE TYPE OF WORK AND SCOPE FOR THIS PROJECT.
3. YOUR BID INCLUDED ALL THE STEPS, PROCESSES, MATERIALS, PRODUCTS, GOVERNING PERMITS AND APPROVALS NECESSARY TO PROVIDE A COMPLETED AND WARRANTED SYSTEM OR INSTALLATION THAT DOES NOT REQUIRE ANOTHER CONTRACTOR OR PRODUCT TO COMPLETE YOUR SCOPE OF WORK.
4. YOUR BID MUST HAVE INCLUDED ANY DESIGN INFORMATION REFERENCED WITHIN ANY CIVIL, ARCHITECTURAL, STRUCTURAL, MECHANICAL, ELECTRICAL AND OR PLUMBING DRAWINGS. ALSO NOTE THESE DRAWINGS ARE SCHEMATIC AND ARE INTENDED TO SHOW ONLY BASIC CONCEPTS AND GENERAL INFORMATION THE COMPLETION OF YOUR WORK MAY INCLUDE OTHER STEPS, PROCESSES, MATERIALS, PRODUCTS, LABOR, GOVERNING PERMITS AND OR APPROVALS NECESSARY TO PROVIDE A COMPLETE SYSTEM INSTALLATION WHETHER SUGGESTED ON THE DRAWINGS OR NOT.
5. AS AN EXAMPLE: ITEMS AND OR TASKS LIKE: FIRE CALLS, DRAFT STOPS, FASTENERS, ANCHORS, EMBEDMENTS, DUMPSTERS, DEBRIS CLEAN UP, ETC. ARE YOUR RESPONSIBILITY. ANY WORK NOT COMPLETED IN A TIMELY MANNER, OR INCOMPLETE WORK WILL BE BILLED BACK TO THE CONTRACTOR AND OR SUBCONTRACTOR, AT THE OWNERS' DISCRETION.

NO.	DESCRIPTION	DATE	BY
-	ISSUED FOR DEMOLITION	06/09/17	MV
-	ISSUED TO FRANCHISE	06/09/17	MV
-	ISSUED FOR BID (ID ONLY)	07/21/17	MV
-	ISSUED TO FRANCHISE	08/17/17	MV
-	ISSUED FOR PERMIT	08/04/17	MV
-	FOR FINAL APPROVAL	10/02/17	MV
-	ISSUED FOR PERMIT	11/28/17	MV
-	RE-ISSUED FOR PERMIT	03/07/18	AN
-	REV. DETAILS ON A700.2	06/04/18	AVK
-	RE-90% FRANCHISE COMMENTS	06/04/18	AVK



ARCHITECTURE
URBAN PLANNING
INTERIORS
HOTELS/ HOUSING/ MIXED USE
1800.630.3750
CA-SERVICES
ca@mwtusa.com / 1800.717.5816



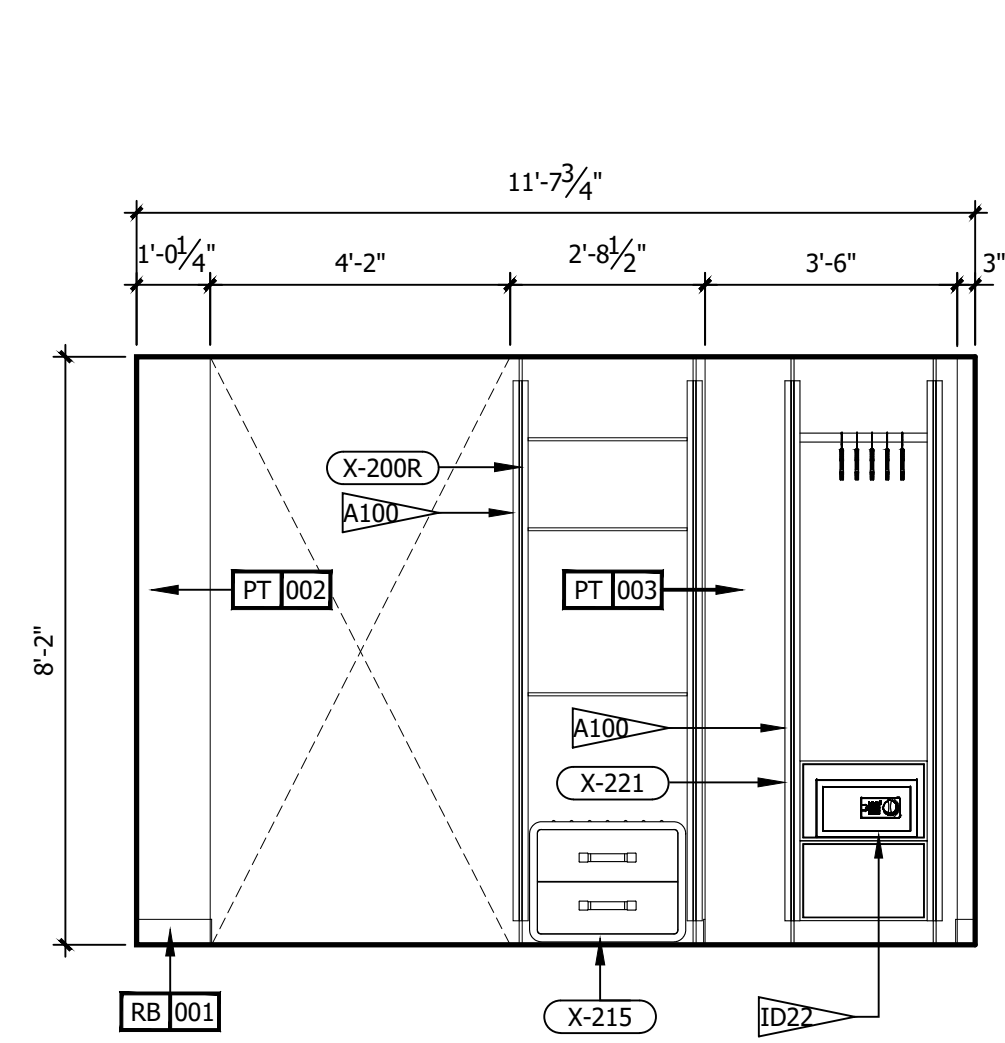
WARNING
IT IS A VIOLATION OF THE LAW FOR ANY PERSON, UNLESS ACTING UNDER THE DIRECTION OF THE ARCHITECT, TO ALTER OR REPRODUCE THESE DRAWINGS IN ANY WAY.

ALOFT
MEMPHIS
DOWNTOWN

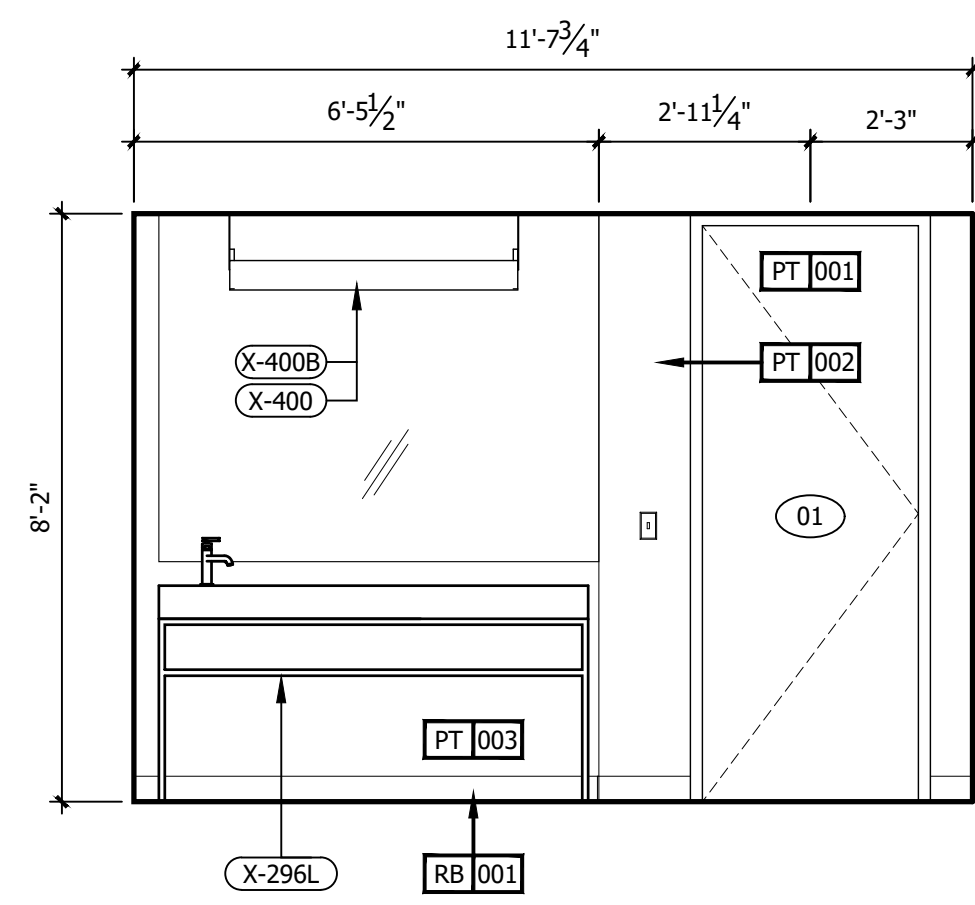
63 NORTH B.B. KING BLVD.
MEMPHIS, TENNESSEE 38103

PROJECT NO.: 16 006
DATE: 04-12-2019
DRAWN BY: EF/RW
CHKD. BY: MWT

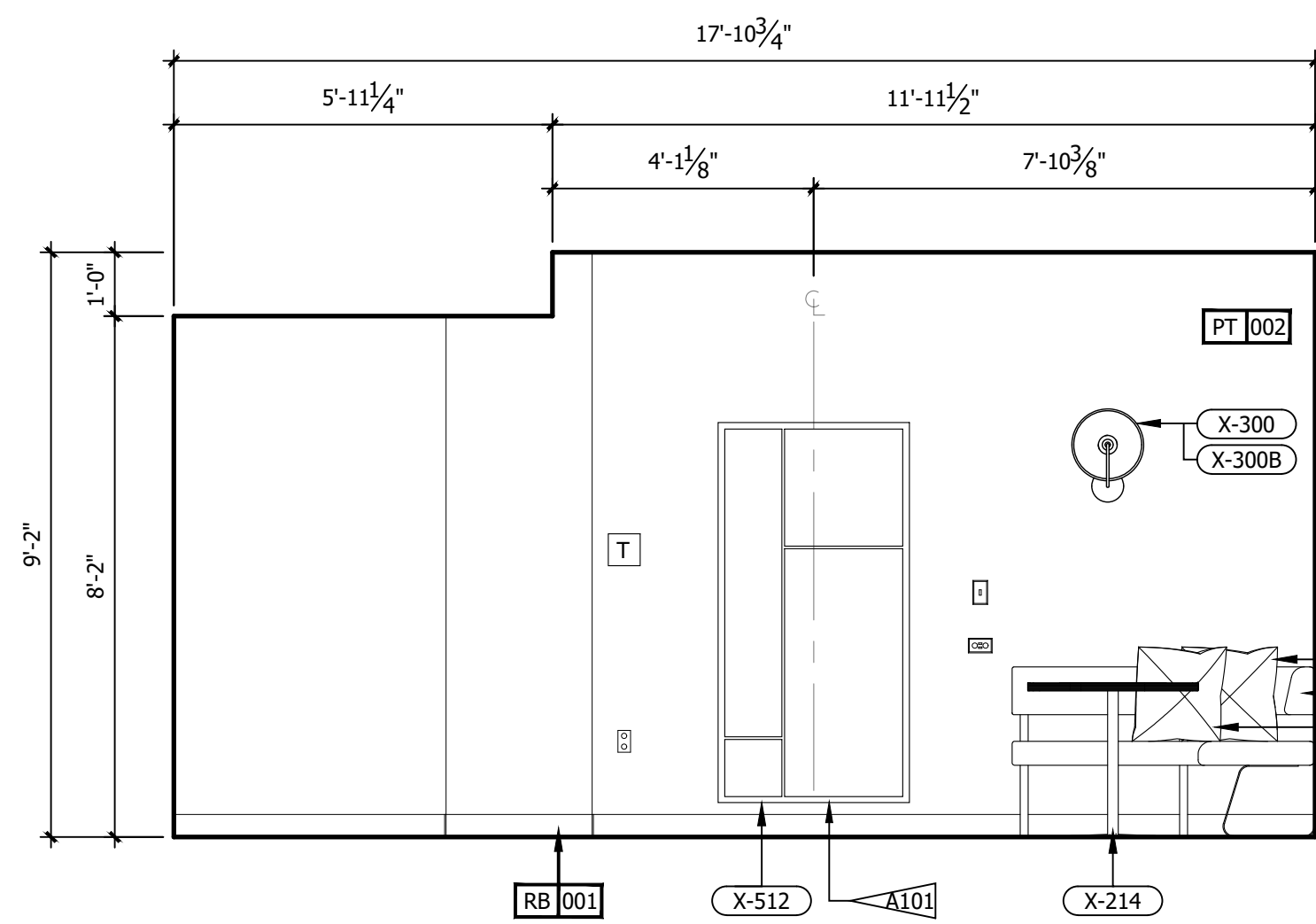
ENLARGED
RM#12 KING
PLANS & DETAILS
SHEET ID462



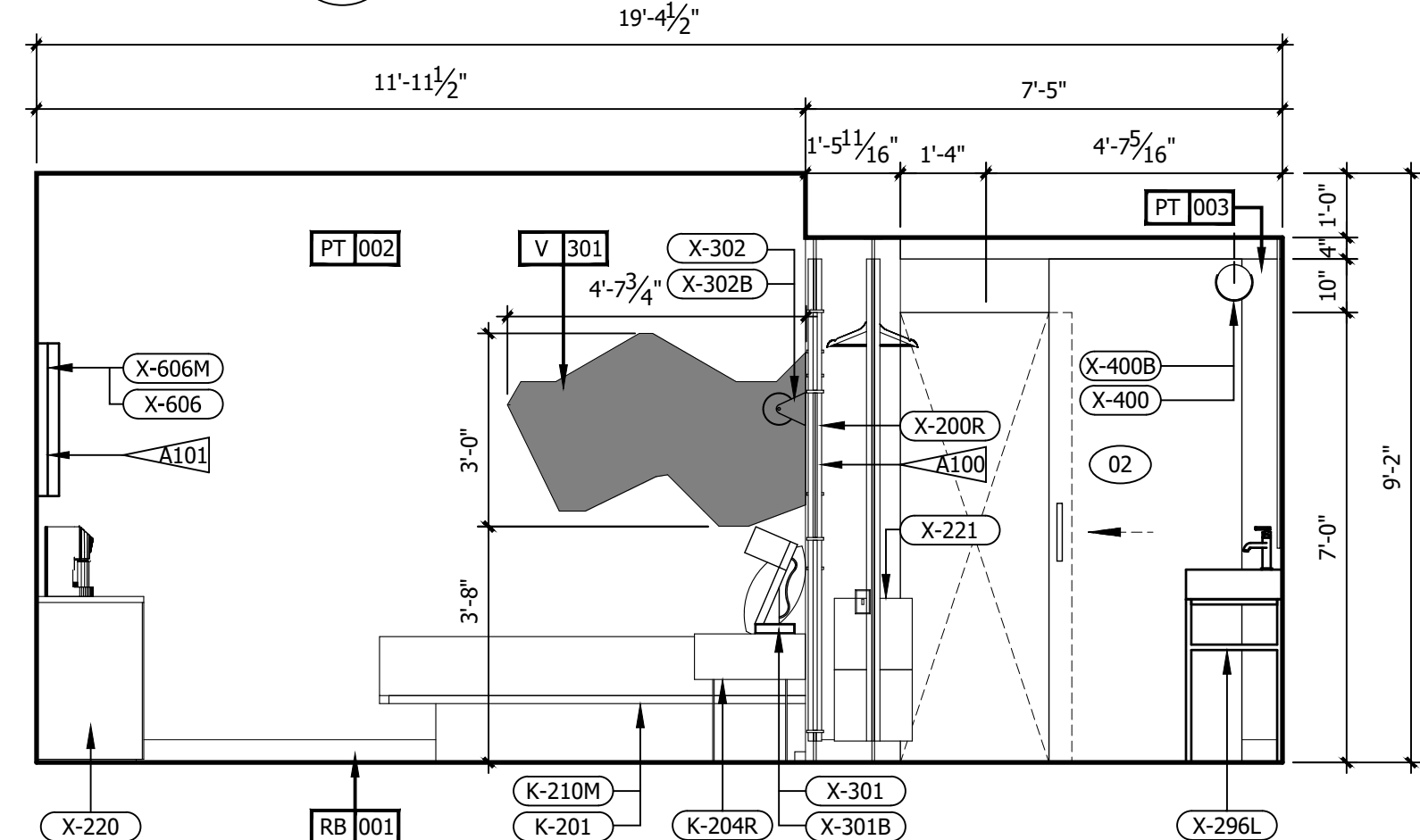
F ROOM ELEVATION
3/8" = 1'-0"



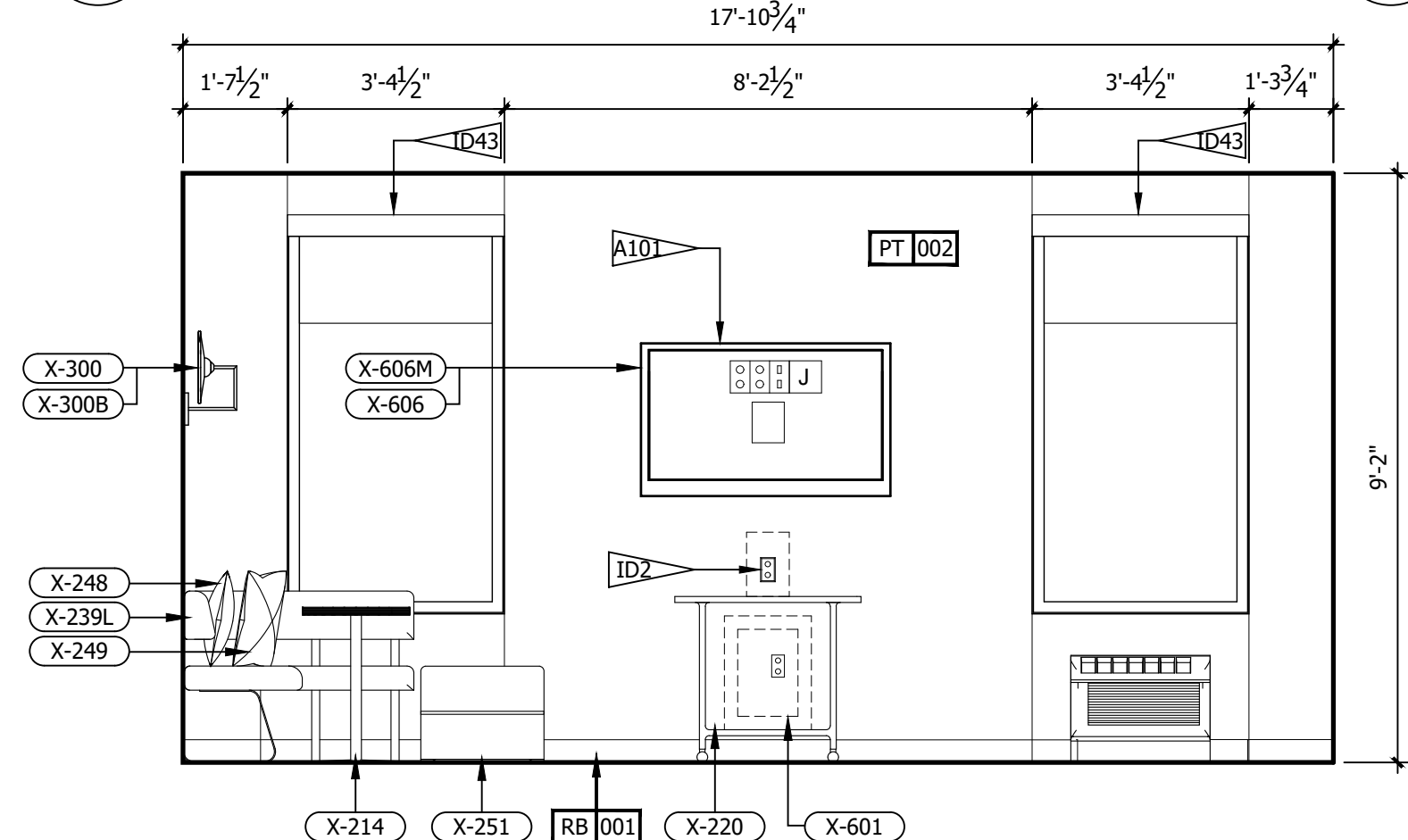
E ROOM ELEVATION
3/8" = 1'-0"



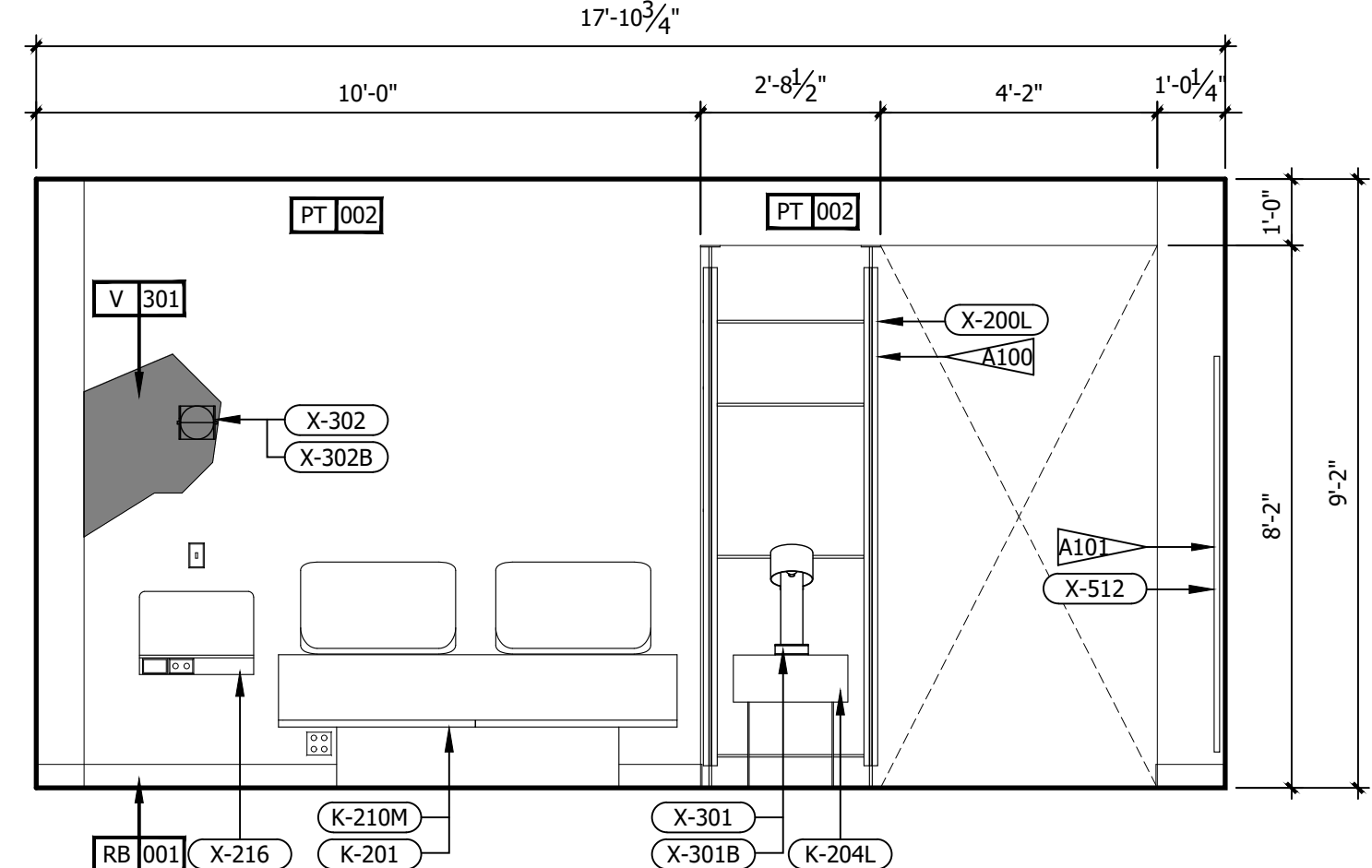
D ROOM ELEVATION
3/8" = 1'-0"



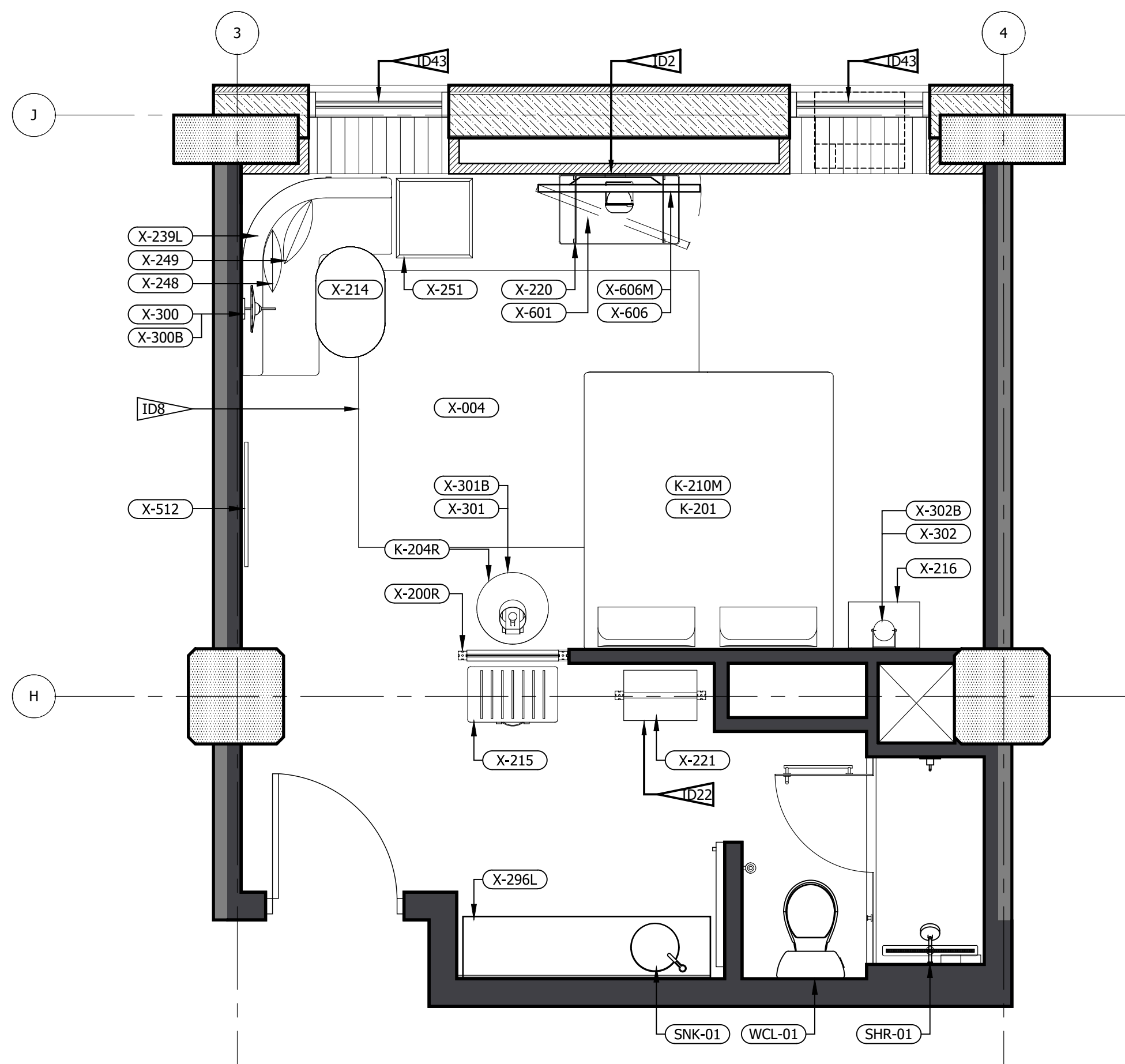
C ROOM ELEVATION
3/8" = 1'-0"



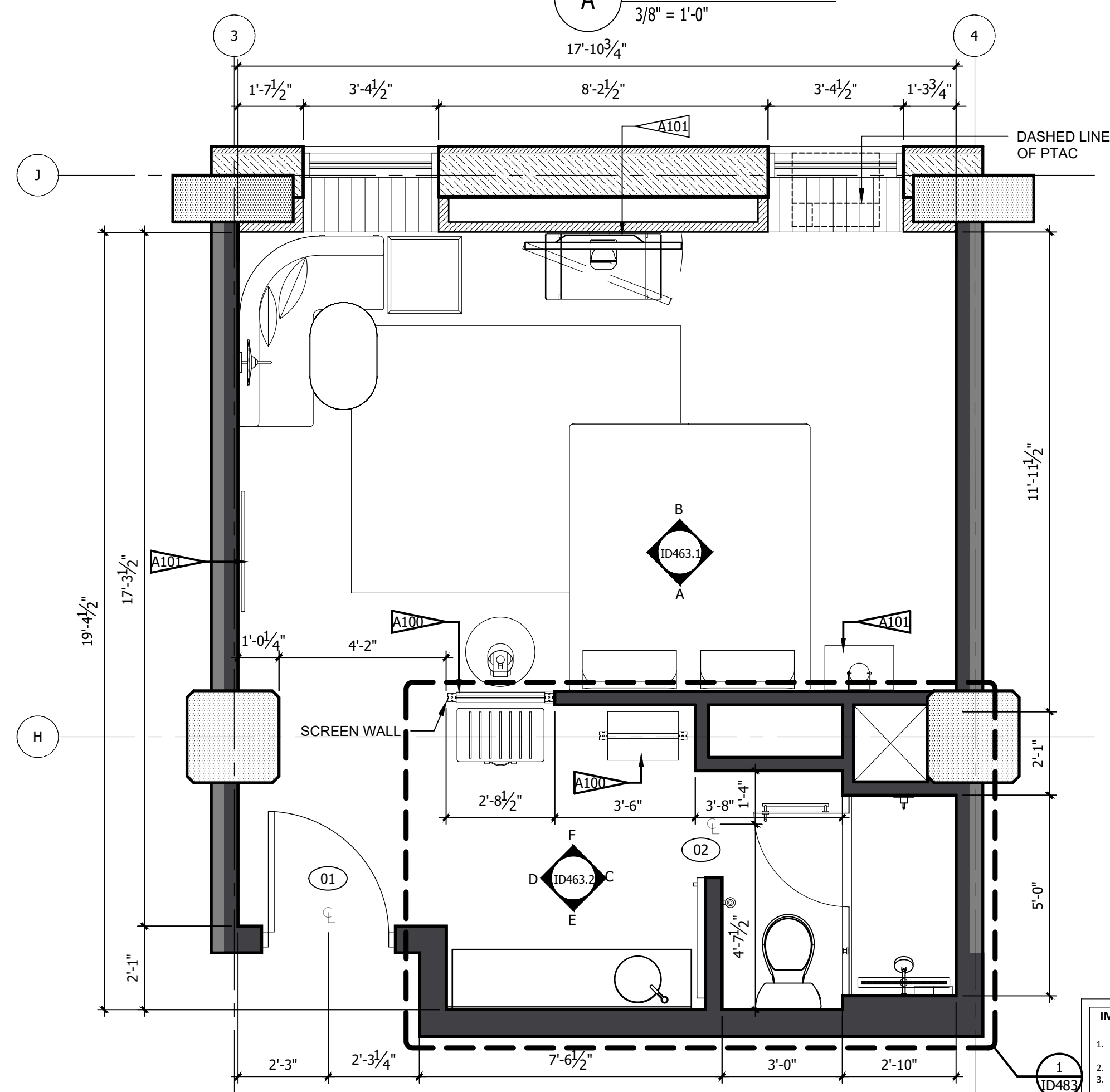
B ROOM ELEVATION
3/8" = 1'-0"



A ROOM ELEVATION
3/8" = 1'-0"



2 FFE PLAN (LEFT&RIGHT)
3/8" = 1'-0"



1 ARCHITECTURAL PLAN
3/8" = 1'-0"

- REFERENCE NOTES**
- A. REFER TO DESIGN STANDARDS, "GUESTROOMS" CHAPTER, FOR MAIN REQUIREMENTS RELATED TO THIS ARCHITECT IS RESPONSIBLE FOR DESIGNING PROJECT IN ACCORDANCE WITH THE ENTIRE DESIGN STANDARDS.
 - B. REFER TO ELECTRICAL SECTION OF BPM FOR SWITCHTYPE AND COVER.
- GENERAL NOTES**
1. DIMENSIONS ARE TO FACE OF PARTITION UNLESS NOTED OTHERWISE. HOLD MINIMUM CLEAR DIMENSIONS
 2. ELECTRICAL OUTLETS SHOWN ON ELEC/ PLUMBING/ MECH PLAN AND ON ELEVATIONS ARE FOR DEVICES AND FIXTURES SPECIFIED. ADDITIONAL OUTLETS MAY BE REQUIRED BY LOCAL BUILDING CODES
 3. ALL DUPLEX RECEPTACLES TO BE INSTALLED @ 18" AFF UNO TYP.
 4. ALL ELECTRICAL DIMENSIONS ARE TO THE CENTERLINE UNLESS NOTED OTHERWISE
 5. G.C. TO PROVIDE BLOCKING AND / OR STRAPPING FOR ALL ITEMS ATTACHED TO WALLS OR MOUNTED TO CEILING ARCHITECT OF RECORD TO REVIEW
 6. LOCATE STEAMER CONVENIENCE OUTLET ADJACENT TO WARDROBE AT 30" AFF
 7. WARDROBE AND SCREEN WALL BASE PLATE SHALL BE MOUNTED PRIOR TO LVT, DRILLING THROUGH LVT WILL VOID MANUFACTURER WARRANTY
 8. ALL GUEST FACING WALLS SHALL BE LEVEL 5, EGHELL FINISH
 9. INDICATE TAG FOR EL-001 LEGRAND OUTLET AT BANQUETTE AT 36" AFF
 10. LOCATE SWITCH FOR SCONCE X-300 ABOVE THE LEGRAND SPECIALTY POWER OUTLET
 11. RED CORD AT LIGHT FIXTURE X-301 AND X-302 SHALL BE INTENTIONALLY EXPOSED APPROXIMATELY 3"
 12. ROLLER SHADE SHALL INCLUDE "BINARY TWEED" GRAPHIC PRINT, CONTACT VQC VENDOR FOR GRAPHICS

- CRITERIA NOTES**
- CRITERIA NOTES ARE SHOWN CATEGORIZED BY DISCIPLINE AND COULD BE INTERPRETED TO APPLY TO MORE THAN ONE DISCIPLINE. FOR EFFICIENCY, NOTES ARE ONLY SHOWN UNDER ONE PREDOMINANT DISCIPLINE. CONSULTANTS SHOULD FAMILIARIZE THEMSELVES WITH ALL CRITERIA NOTES.


- A0 ARCHITECTURAL**
- A99 PROVIDE BLOCKING TO SECURE UPHOLSTERED PANEL.
 - A100 FFE SCREEN TO BE SECURED TO FLOOR AND STRUCTURE ABOVE
 - A101 PROVIDE BLOCKING IN WALL

- ID0 INTERIOR DESIGN**
- ID2 OWNER FURNISHED COFFEE MAKER
 - ID8 SPECIFIED LVT/CARPET TILE INSET SYSTEM DOES NOT REQUIRE A TRANSITION STRIP BETWEEN LVT AND LVT FLOORING UNDERLAYMENT WILL BE INSTALLED UNDER LVT AND CARPET TILE FLOORING.
 - ID22 OWNER FURNISHED SAFE
 - ID35 PROVIDE MOTORIZED DRAPERY IN ACCESSIBLE ROOMS.
 - ID39 PROVIDE BLACK RECEPTACLE AND SWITCH PLATES WHEN ON ACCENT WALL.
 - ID40 COORDINATE OUTLET PLACEMENT WITH BED LOCATION.
 - ID43 REFER TO THE ALOFT WINDOW TREATMENT PACKAGE FOR ROLLER SHADE SPECIFICATIONS.
 - ID46 REFER TO INTERIOR DESIGN SPECIFICATIONS MANUAL FOR MOUNTING HEIGHT AND FOR INSTALLATION DIAGRAMS. CONTACT MANUFACTURER FOR ADDITIONAL INFORMATION.

IMPORTANT NOTICE TO ALL CONTRACTORS AND OR SUBCONTRACTORS: (COMPLETE BUILDING SYSTEMS AND OR INSTALLATIONS)

1. IF AWARDED A CONTRACT FOR ANY PORTION OF WORK NEEDED TO COMPLETE THIS PROJECT YOU ARE AGREEING TO THE FOLLOWING TERMS:
2. YOU ARE A QUALIFIED CONTRACTOR AND OR SUBCONTRACTOR SPECIFICALLY IN PROVIDING A COMPLETE TURNKEY SERVICE IN YOUR TRADE OR PROFESSION FOR THE TYPE OF WORK AND SCOPE FOR THIS PROJECT.
3. YOUR BID INCLUDED ALL THE STEPS, PROCESSES, MATERIALS, PRODUCTS, GOVERNING PERMITS AND APPROVALS NECESSARY TO PROVIDE A COMPLETED AND WARRANTED SYSTEM OR INSTALLATION THAT DOES NOT REQUIRE ANOTHER CONTRACTOR OR PRODUCT TO COMPLETE YOUR SCOPE OF WORK.
4. YOUR BID MUST HAVE INCLUDED ANY DESIGN INFORMATION REFERENCED WITHIN ANY CIVIL, ARCHITECTURAL, STRUCTURAL, MECHANICAL, ELECTRICAL AND OR PLUMBING DRAWINGS. ALSO NOTE THESE DRAWINGS ARE SCHEMATIC AND ARE INTENDED TO SHOW ONLY BASIC CONCEPTS AND GENERAL INFORMATION THE COMPLETION OF YOUR WORK MAY INCLUDE OTHER STEPS, PROCESSES, MATERIALS, PRODUCTS, LABOR, GOVERNING PERMITS AND OR APPROVALS NECESSARY TO PROVIDE A COMPLETE SYSTEM INSTALLATION WHETHER SUGGESTED ON THE DRAWINGS OR NOT.
5. AS AN EXAMPLE: ITEMS AND OR TASKS LIKE: FIRE CALLS, DRAFT STOPS, FASTENERS, ANCHORS, EMBEDMENTS, DUMPSTERS, DEBRIS CLEAN UP, ETC. ARE YOUR RESPONSIBILITY. ANY WORK NOT COMPLETED IN A TIMELY MANNER, OR INCOMPLETE WORK WILL BE BILLED BACK TO THE CONTRACTOR AND OR SUBCONTRACTOR, AT THE OWNERS' DISCRETION.

NO.	DESCRIPTION	DATE	BY
-	ISSUED FOR DEMOLITION	06/09/17	MV
-	ISSUED TO FRANCHISE	06/09/17	MV
-	ISSUED FOR BID (ID ONLY)	07/21/17	MV
-	ISSUED TO FRANCHISE	08/17/17	MV
-	ISSUED FOR PERMIT	08/04/17	MV
-	FOR FINAL APPROVAL	10/02/17	MV
-	ISSUED FOR PERMIT	11/28/17	MV
-	RE-ISSUED FOR PERMIT	03/07/18	AN
-	REV. DETAILS ON A700.2	06/04/18	AVK
-	RE-90% FRANCHISE COMMENTS	06/04/18	AVK



ARCHITECTURE
URBAN PLANNING
INTERIORS
HOTELS/ HOUSING/ MIXED USE
1800.630.3750
CA-SERVICES
ca@mwtusa.com / 1800.717.5816

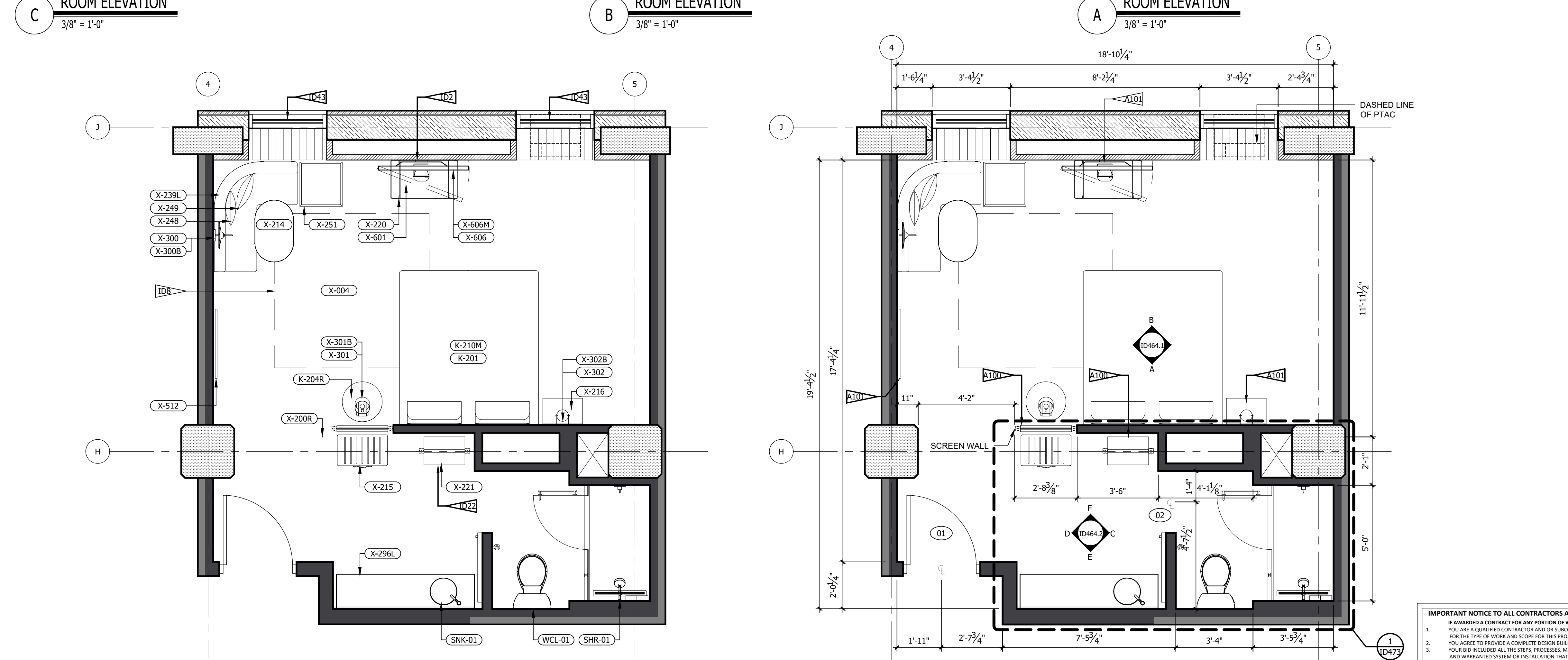
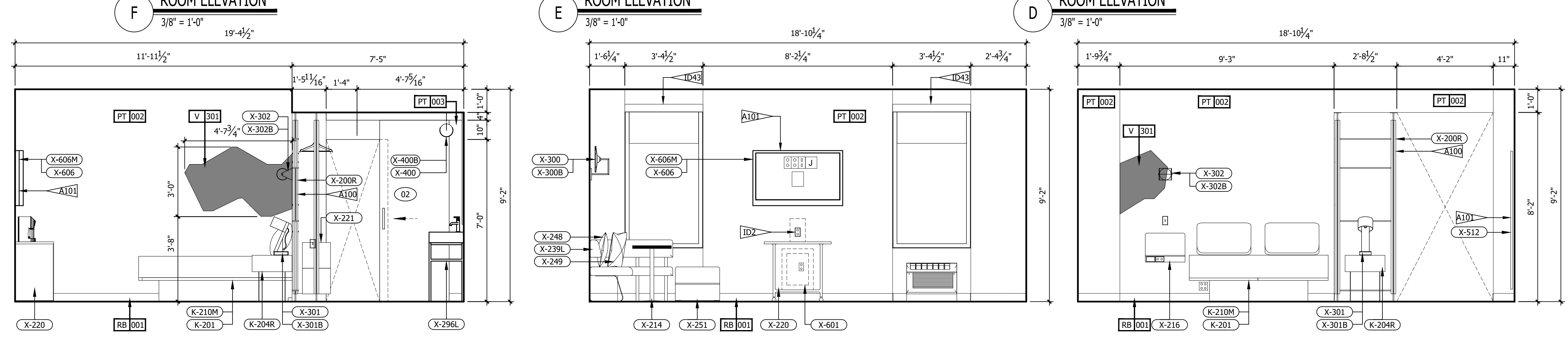
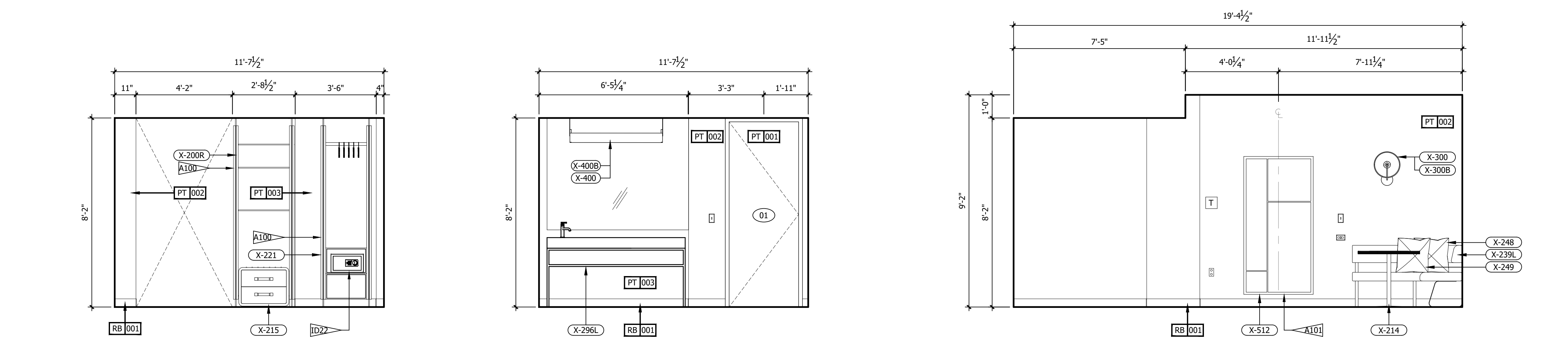


WARNING
IT IS A VIOLATION OF THE LAW FOR ANY PERSON, UNLESS ACTING UNDER THE DIRECTION OF THE ARCHITECT, TO ALTER OR REPRODUCE THESE DRAWINGS IN ANY WAY.

ALOFT
MEMPHIS
DOWNTOWN
63 NORTH B.B. KING BLVD.
MEMPHIS, TENNESSEE 38103

PROJECT NO.: 16 006
DATE: 04-12-2019
DRAWN BY: EF/RW
CHKD. BY: MWT

ENLARGED
RM#13 KING
PLANS & DETAILS
SHEET A463



- REFERENCE NOTES**
- A. REFER TO DESIGN STANDARDS, "GUESTROOMS" CHAPTER, FOR MAIN REQUIREMENTS RELATED TO THIS ARCHITECT IS RESPONSIBLE FOR DESIGNING PROJECT IN ACCORDANCE WITH THE ENTIRE DESIGN STANDARDS.
 - B. REFER TO ELECTRICAL SECTION OF BPM FOR SWITCHTYPE AND COVER.
- GENERAL NOTES**
1. DIMENSIONS ARE TO FACE OF PARTITION UNLESS NOTED OTHERWISE. HOLD MINIMUM CLEAR DIMENSIONS
 2. ELECTRICAL OUTLETS SHOWN ON ELEC/ PLUMBING/ MECH PLAN AND ON ELEVATIONS ARE FOR DEVICES AND FIXTURES SPECIFIED. ADDITIONAL OUTLETS MAY BE REQUIRED BY LOCAL BUILDING CODES
 3. ALL DUPLEX RECEPTACLES TO BE INSTALLED @ 18" AFF UNO TYP.
 4. ALL ELECTRICAL DIMENSIONS ARE TO THE CENTERLINE UNLESS NOTED OTHERWISE
 5. G.C. TO PROVIDE BLOCKING AND / OR STRAPPING FOR ITEMS ATTACHED TO WALLS OR MOUNTED TO CEILING ARCHITECT OF RECORD TO REVIEW
 6. LOCATE STEAMER CONVENIENCE OUTLET ADJACENT TO WARDROBE AT 30" AFF
 7. WARDROBE AND SCREEN WALL BASE PLATE SHALL BE MOUNTED PRIOR TO LVT, DRILLING THROUGH LVT WILL VOID MANUFACTURER WARRANTY
 8. ALL GUEST FACING WALLS SHALL BE LEVEL 5, EGSHELL FINISH
 9. INDICATE TAG FOR EL-001 LEGRAND OUTLET AT BANQUETTE AT 36" AFF
 10. LOCATE SWITCH FOR SCONCE X-300 ABOVE THE LEGRAND SPECIALTY POWER OUTLET
 11. RED CORD AT LIGHT FIXTURE X-301 AND X-302 SHALL BE INTENTIONALLY EXPOSED APPROXIMATELY 3"
 12. ROLLER SHADE SHALL INCLUDE 'BINARY TWEED' GRAPHIC PRINT, CONTACT VQC VENDOR FOR GRAPHICS

- CRITERIA NOTES**
- CRITERIA NOTES ARE SHOWN CATEGORIZED BY DISCIPLINE AND COULD BE INTERPRETED TO APPLY TO MORE THAN ONE DISCIPLINE. FOR EFFICIENCY, NOTES ARE ONLY SHOWN UNDER ONE PREDOMINANT DISCIPLINE. CONSULTANTS SHOULD FAMILIARIZE THEMSELVES WITH ALL CRITERIA NOTES.

- AD ARCHITECTURAL**
- A99 PROVIDE BLOCKING TO SECURE UPHOLSTERED PANEL.
 - A100 FFE SCREEN TO BE SECURED TO FLOOR AND STRUCTURE ABOVE
 - A101 PROVIDE BLOCKING IN WALL

- IDO INTERIOR DESIGN**
- ID2 OWNER FURNISHED COFFEE MAKER
 - ID8 SPECIFIED LVT/CARPET TILE INSET SYSTEM DOES NOT REQUIRE A TRANSITION STRIP BETWEEN LVT AND LVT FLOORING UNDERLAYMENT WILL BE INSTALLED UNDER LVT AND CARPET TILE FLOORING.
 - ID22 OWNER FURNISHED SAFE
 - ID35 PROVIDE MOTORIZED DRAPERY IN ACCESSIBLE ROOMS.
 - ID39 PROVIDE BLACK RECEPTACLE AND SWITCH PLATES WHEN ON ACCENT WALL.
 - ID40 COORDINATE OUTLET PLACEMENT WITH BED LOCATION.
 - ID43 REFER TO THE ALOFT WINDOW TREATMENT PACKAGE FOR ROLLER SHADE SPECIFICATIONS.
 - ID46 REFER TO INTERIOR DESIGN SPECIFICATIONS MANUAL FOR MOUNTING HEIGHT AND FOR INSTALLATION DIAGRAMS. CONTACT MANUFACTURER FOR ADDITIONAL INFORMATION.

IMPORTANT NOTICE TO ALL CONTRACTORS AND OR SUBCONTRACTORS: (COMPLETE BUILDING SYSTEMS AND OR INSTALLATIONS)

1. IF AWARDED A CONTRACT FOR ANY PORTION OF WORK NEEDED TO COMPLETE THIS PROJECT YOU ARE AGREEING TO THE FOLLOWING TERMS:
2. YOU ARE A QUALIFIED CONTRACTOR AND OR SUBCONTRACTOR SPECIFICALLY IN PROVIDING A COMPLETE TURNKEY SERVICE IN YOUR TRADE OR PROFESSION FOR THE TYPE OF WORK AND SCOPE FOR THIS PROJECT.
3. YOUR BID INCLUDED ALL THE STEPS, PROCESSES, MATERIALS, PRODUCTS, GOVERNING PERMITS AND APPROVALS NECESSARY TO PROVIDE A COMPLETED AND WARRANTED SYSTEM OR INSTALLATION THAT DOES NOT REQUIRE ANOTHER CONTRACTOR OR PRODUCT TO COMPLETE YOUR SCOPE OF WORK.
4. YOUR BID MUST HAVE INCLUDED ANY DESIGN INFORMATION REFERENCED WITHIN ANY CIVIL, ARCHITECTURAL, STRUCTURAL, MECHANICAL, ELECTRICAL AND OR PLUMBING DRAWINGS. ALSO NOTE THESE DRAWINGS ARE SCHEMATIC AND ARE INTENDED TO SHOW ONLY BASIC CONCEPTS AND GENERAL INFORMATION THE COMPLETION OF YOUR WORK MAY INCLUDE OTHER STEPS, PROCESSES, MATERIALS, PRODUCTS, LABOR, GOVERNING PERMITS AND OR APPROVALS NECESSARY TO PROVIDE A COMPLETE SYSTEM INSTALLATION WHETHER SUGGESTED ON THE DRAWINGS OR NOT.
5. AS AN EXAMPLE: ITEMS AND OR TASKS LIKE: FIRE CALLS, DRAFT STOPS, FASTENERS, ANCHORS, EMBEDMENTS, DUMPSTERS, DEBRIS CLEAN UP, ETC. ARE YOUR RESPONSIBILITY. ANY WORK NOT COMPLETED IN A TIMELY MANNER, OR INCOMPLETE WORK WILL BE BILLED BACK TO THE CONTRACTOR AND OR SUBCONTRACTOR, AT THE OWNERS' DISCRETION.

NO.	DESCRIPTION	DATE	BY
-	ISSUED FOR DEMOLITION	06/09/17	MV
-	ISSUED TO FRANCHISE	06/09/17	MV
-	ISSUED FOR BID (ID ONLY)	07/21/17	MV
-	ISSUED TO FRANCHISE	08/17/17	MV
-	ISSUED FOR PERMIT	08/04/17	MV
-	FOR FINAL APPROVAL	10/02/17	MV
-	ISSUED FOR PERMIT	11/28/17	MV
-	RE-ISSUED FOR PERMIT	03/07/18	AN
-	REV. DETAILS ON A700.2	06/04/18	AVK
-	RE-90% FRANCHISE COMMENTS	06/04/18	AVK



ARCHITECTURE
URBAN PLANNING
INTERIORS
HOTELS/ HOUSING/ MIXED USE
1800.630.3750
CA-SERVICES
ca@mwtusa.com / 1800.717.5816

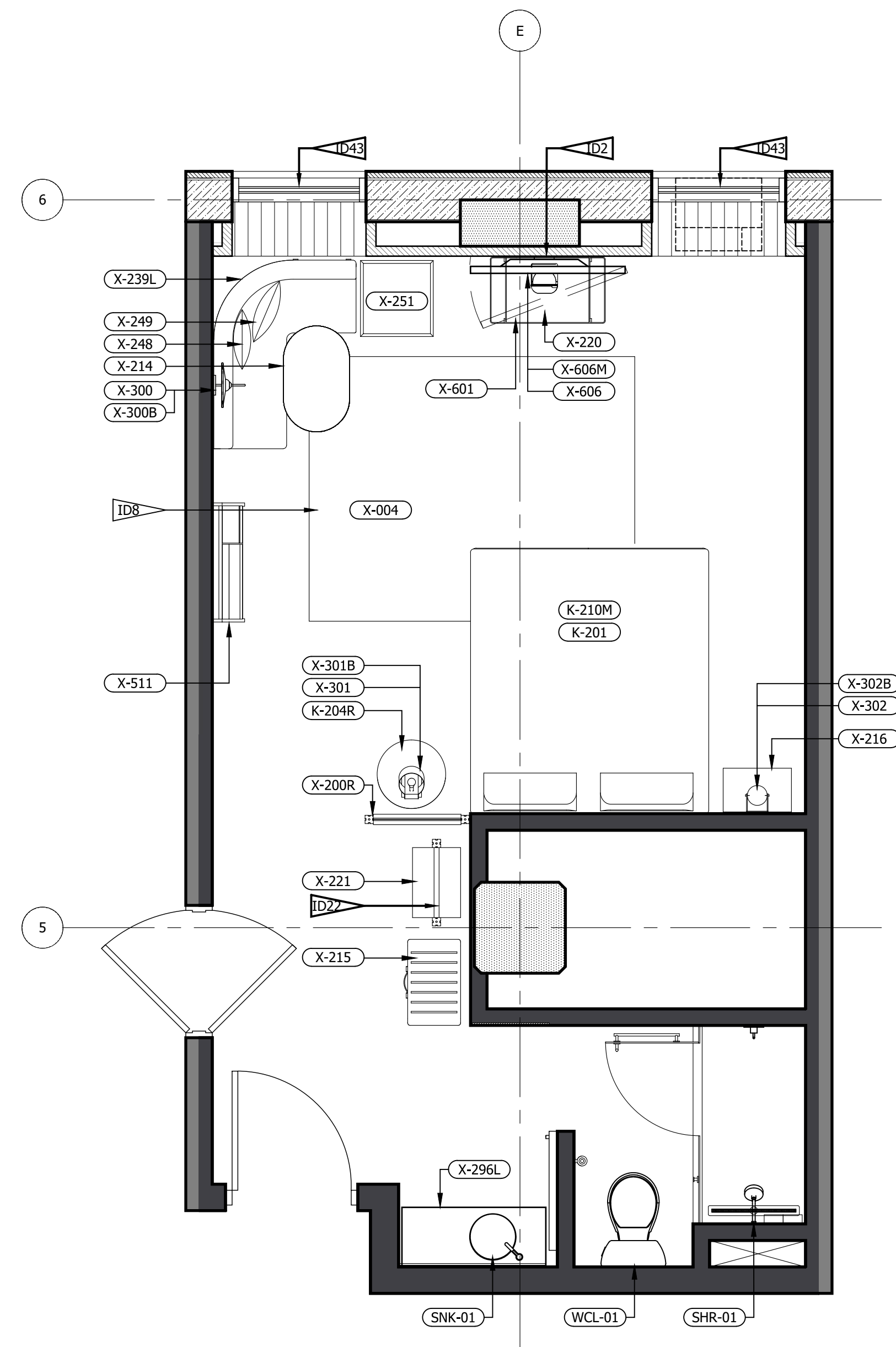


WARNING
IT IS A VIOLATION OF THE LAW FOR ANY PERSON, UNLESS ACTING UNDER THE DIRECTION OF THE ARCHITECT, TO ALTER OR REPRODUCE THESE DRAWINGS IN ANY WAY.

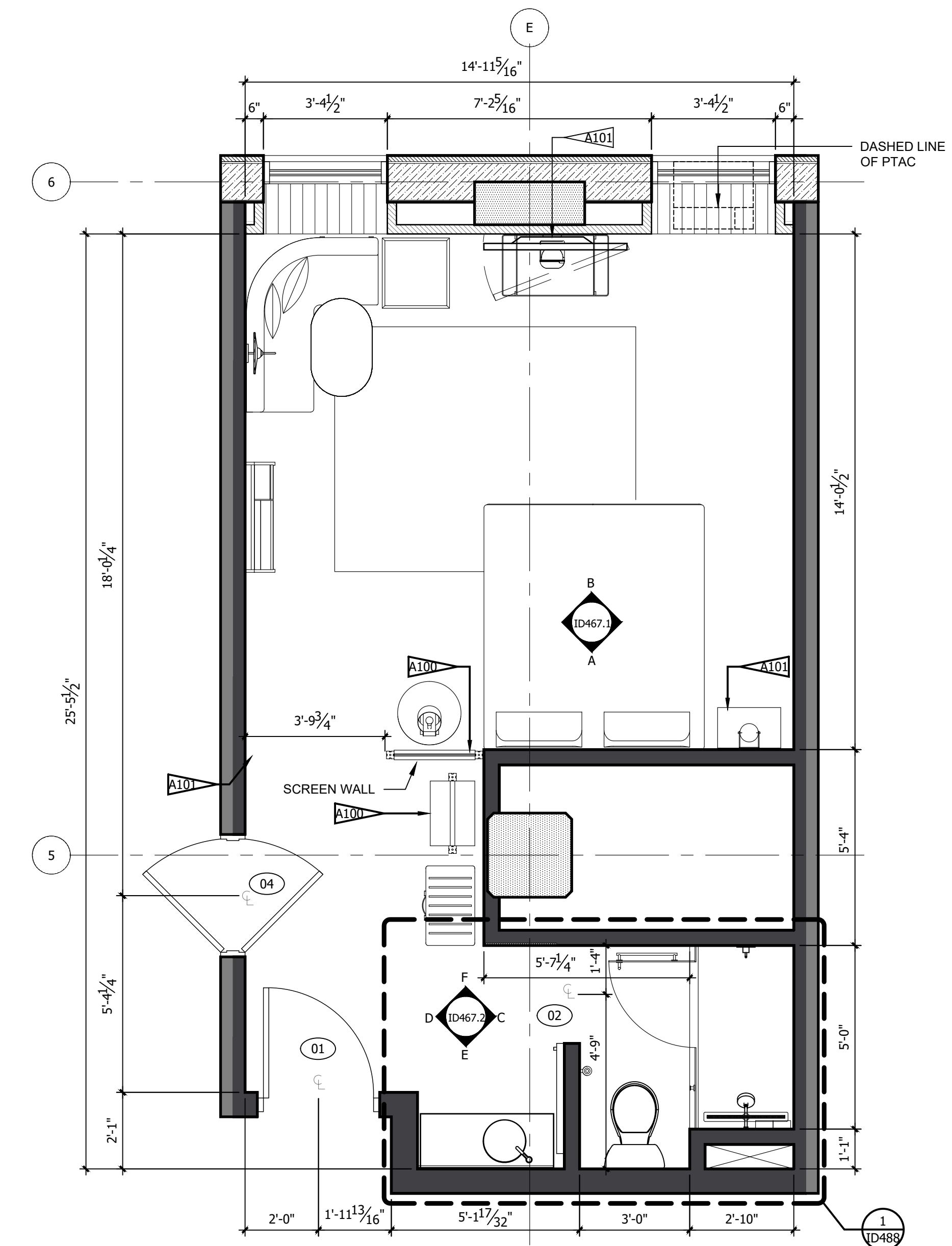
ALOFT
MEMPHIS
DOWNTOWN
63 NORTH B.B. KING BLVD.
MEMPHIS, TENNESSEE 38103

PROJECT NO.: 16 006
DATE: 04-12-2019
DRAWN BY: EF/RW
CHKD. BY: MWT

ENLARGED
RM#14 KING
PLANS & DETAILS
SHEET ID464



2 FFE PLAN (LEFT&RIGHT)
3/8" = 1'-0"



1 ARCHITECTURAL PLAN
3/8" = 1'-0"

- REFERENCE NOTES**
- REFER TO DESIGN STANDARDS, "GUESTROOMS" CHAPTER, FOR MAIN REQUIREMENTS RELATED TO THIS ARCHITECT IS RESPONSIBLE FOR DESIGNING PROJECT IN ACCORDANCE WITH THE ENTIRE DESIGN STANDARDS.
 - REFER TO ELECTRICAL SECTION OF BPM FOR SWITCHTYPE AND COVER.
- GENERAL NOTES**
- DIMENSIONS ARE TO FACE OF PARTITION UNLESS NOTED OTHERWISE. HOLD MINIMUM CLEAR DIMENSIONS
 - ELECTRICAL OUTLETS SHOWN ON ELEC/ PLUMBING/ MECH PLAN AND ON ELEVATIONS ARE FOR DEVICES AND FIXTURES SPECIFIED. ADDITIONAL OUTLETS MAY BE REQUIRED BY LOCAL BUILDING CODES
 - ALL DUPLEX RECEPTACLES TO BE INSTALLED @ 18" AFF UNO TYP.
 - ALL ELECTRICAL DIMENSIONS ARE TO THE CENTERLINE UNLESS NOTED OTHERWISE
 - G.C. TO PROVIDE BLOCKING AND / OR STRAPPING FOR ALL ITEMS ATTACHED TO WALLS OR MOUNTED TO CEILING ARCHITECT OF RECORD TO REVIEW
 - LOCATE STEAMER CONVENIENCE OUTLET ADJACENT TO WARDROBE AT 30" AFF
 - WARDROBE AND SCREEN WALL BASE PLATE SHALL BE MOUNTED PRIOR TO LVT, DRILLING THROUGH LVT WILL VOID MANUFACTURER WARRANTY
 - ALL GUEST FACING WALLS SHALL BE LEVEL 5, EGHELL FINISH
 - INDICATE TAG FOR EL-001 LEGRAND OUTLET AT BANQUETTE AT 36" AFF
 - LOCATE SWITCH FOR SCONCE X-300 ABOVE THE LEGRAND SPECIALTY POWER OUTLET
 - RED CORD AT LIGHT FIXTURE X-301 AND X-302 SHALL BE INTENTIONALLY EXPOSED APPROXIMATELY 3"
 - ROLLER SHADE SHALL INCLUDE 'BINARY TWEED' GRAPHIC PRINT, CONTACT VQC VENDOR FOR GRAPHICS

CRITERIA NOTES

CRITERIA NOTES ARE SHOWN CATEGORIZED BY DISCIPLINE AND COULD BE INTERPRETED TO APPLY TO MORE THAN ONE DISCIPLINE. FOR EFFICIENCY, NOTES ARE ONLY SHOWN UNDER ONE PREDOMINANT DISCIPLINE. CONSULTANTS SHOULD FAMILIARIZE THEMSELVES WITH ALL CRITERIA NOTES.

A0 ARCHITECTURAL

- A99 PROVIDE BLOCKING TO SECURE UPHOLSTERED PANEL.
- A100 FFE SCREEN TO BE SECURED TO FLOOR AND STRUCTURE ABOVE
- A101 PROVIDE BLOCKING IN WALL


ID0 INTERIOR DESIGN

- ID2 OWNER FURNISHED COFFEE MAKER
- ID8 SPECIFIED LVT/CARPET TILE INSET SYSTEM DOES NOT REQUIRE A TRANSITION STRIP BETWEEN LVT AND LVT FLOORING UNDERLAYMENT WILL BE INSTALLED UNDER LVT AND CARPET TILE FLOORING.
- ID22 OWNER FURNISHED SAFE
- ID35 PROVIDE MOTORIZED DRAPERY IN ACCESSIBLE ROOMS.
- ID39 PROVIDE BLACK RECEPTACLE AND SWITCH PLATES WHEN ON ACCENT WALL.
- ID40 COORDINATE OUTLET PLACEMENT WITH BED LOCATION.
- ID43 REFER TO THE ALOFT WINDOW TREATMENT PACKAGE FOR ROLLER SHADE SPECIFICATIONS.
- ID46 REFER TO INTERIOR DESIGN SPECIFICATIONS MANUAL FOR MOUNTING HEIGHT AND FOR INSTALLATION DIAGRAMS. CONTACT MANUFACTURER FOR ADDITIONAL INFORMATION.

IMPORTANT NOTICE TO ALL CONTRACTORS AND OR SUBCONTRACTORS: (COMPLETE BUILDING SYSTEMS AND OR INSTALLATIONS)

- IF AWARDED A CONTRACT FOR ANY PORTION OF WORK NEEDED TO COMPLETE THIS PROJECT YOU ARE AGREEING TO THE FOLLOWING TERMS:
- YOU ARE A QUALIFIED CONTRACTOR AND OR SUBCONTRACTOR SPECIFICALLY IN PROVIDING A COMPLETE TURNKEY SERVICE IN YOUR TRADE OR PROFESSION FOR THE TYPE OF WORK AND SCOPE FOR THIS PROJECT.
- YOU AGREE TO PROVIDE A COMPLETE DESIGN BUILD SOLUTION BASED ON THE ARCHITECT'S INTENDED DESIGN FOR THIS PROJECT.
- YOUR BID INCLUDED ALL THE STEPS, PROCESSES, MATERIALS, PRODUCTS, GOVERNING PERMITS AND APPROVALS NECESSARY TO PROVIDE A COMPLETED AND WARRANTED SYSTEM OR INSTALLATION THAT DOES NOT REQUIRE ANOTHER CONTRACTOR OR PRODUCT TO COMPLETE YOUR SCOPE OF WORK.
- YOUR BID MUST HAVE INCLUDED ANY DESIGN INFORMATION REFERENCED WITHIN ANY CIVIL, ARCHITECTURAL, STRUCTURAL, MECHANICAL, ELECTRICAL AND OR PLUMBING DRAWINGS. ALSO NOTE THESE DRAWINGS ARE SCHEMATIC AND ARE INTENDED TO SHOW ONLY BASIC CONCEPTS AND GENERAL INFORMATION THE COMPLETION OF YOUR WORK MAY INCLUDE OTHER STEPS, PROCESSES, MATERIALS, PRODUCTS, LABOR, GOVERNING PERMITS AND OR APPROVALS NECESSARY TO PROVIDE A COMPLETE SYSTEM INSTALLATION WHETHER SUGGESTED ON THE DRAWINGS OR NOT.
- AS AN EXAMPLE: ITEMS AND OR TASKS LIKE: FIRE CALLS, DRAFT STOPS, FASTENERS, ANCHORS, EMBEDMENTS, DUMPSTERS, DEBRIS CLEAN UP, ETC. ARE YOUR RESPONSIBILITY. ANY WORK NOT COMPLETED IN A TIMELY MANNER, OR INCOMPLETE WORK WILL BE BILLED BACK TO THE CONTRACTOR AND OR SUBCONTRACTOR, AT THE OWNERS' DISCRETION.

NO.	DESCRIPTION	DATE	BY
-	ISSUED FOR DEMOLITION	06/09/17	MV
-	ISSUED TO FRANCHISE	06/09/17	MV
-	ISSUED FOR BID (ID ONLY)	07/21/17	MV
-	ISSUED TO FRANCHISE	08/17/17	MV
-	ISSUED FOR PERMIT	08/04/17	MV
-	FOR FINAL APPROVAL	10/02/17	MV
-	ISSUED FOR PERMIT	11/28/17	MV
-	RE-ISSUED FOR PERMIT	03/07/18	AN
-	REV. DETAILS ON A700.2	06/04/18	AVK
-	RE-90% FRANCHISE COMMENTS	06/04/18	AVK



ARCHITECTURE
URBAN PLANNING
INTERIORS
HOTELS/ HOUSING/ MIXED USE
1800.630.3750
CA-SERVICES
ca@mwtusa.com / 1800.717.5816

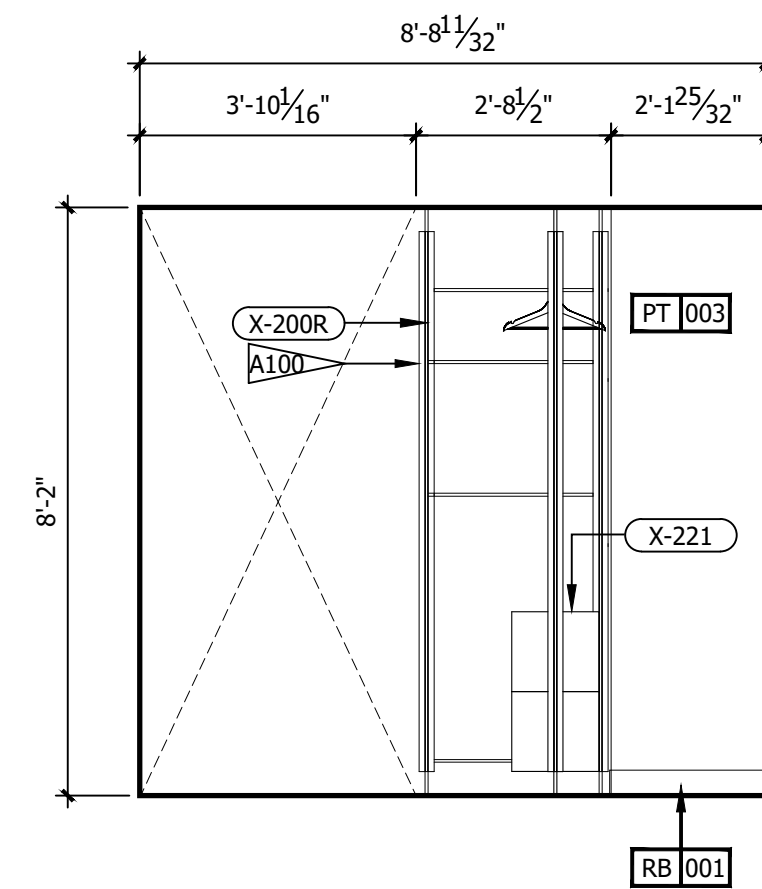


WARNING
IT IS A VIOLATION OF THE LAW FOR ANY PERSON, UNLESS ACTING UNDER THE DIRECTION OF THE ARCHITECT, TO ALTER OR REPRODUCE THESE DRAWINGS IN ANY WAY.

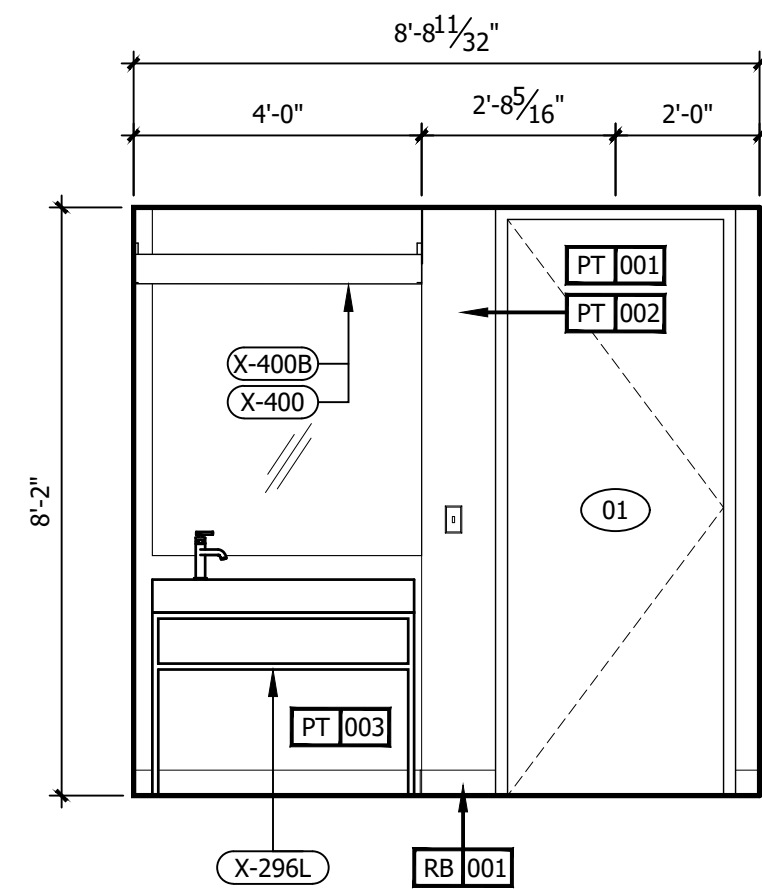
ALOFT
MEMPHIS
DOWNTOWN
63 NORTH B.B. KING BLVD.
MEMPHIS, TENNESSEE 38103

PROJECT NO.: 16 006
DATE: 04-12-2019
DRAWN BY: EF/RW
CHKD. BY: MWT

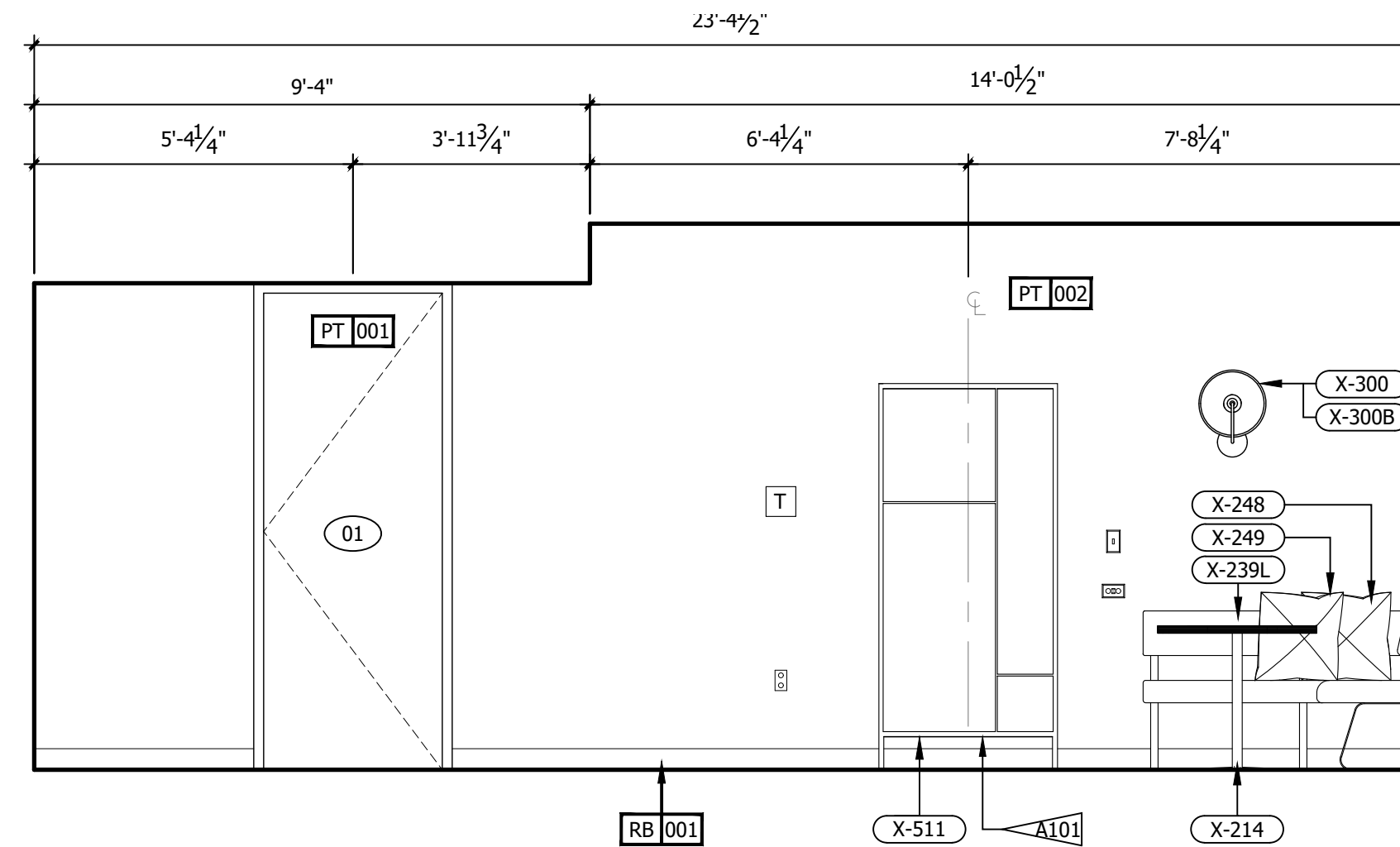
ENLARGED
RM#17 KING
PLANS & DETAILS
SHEET ID467.1



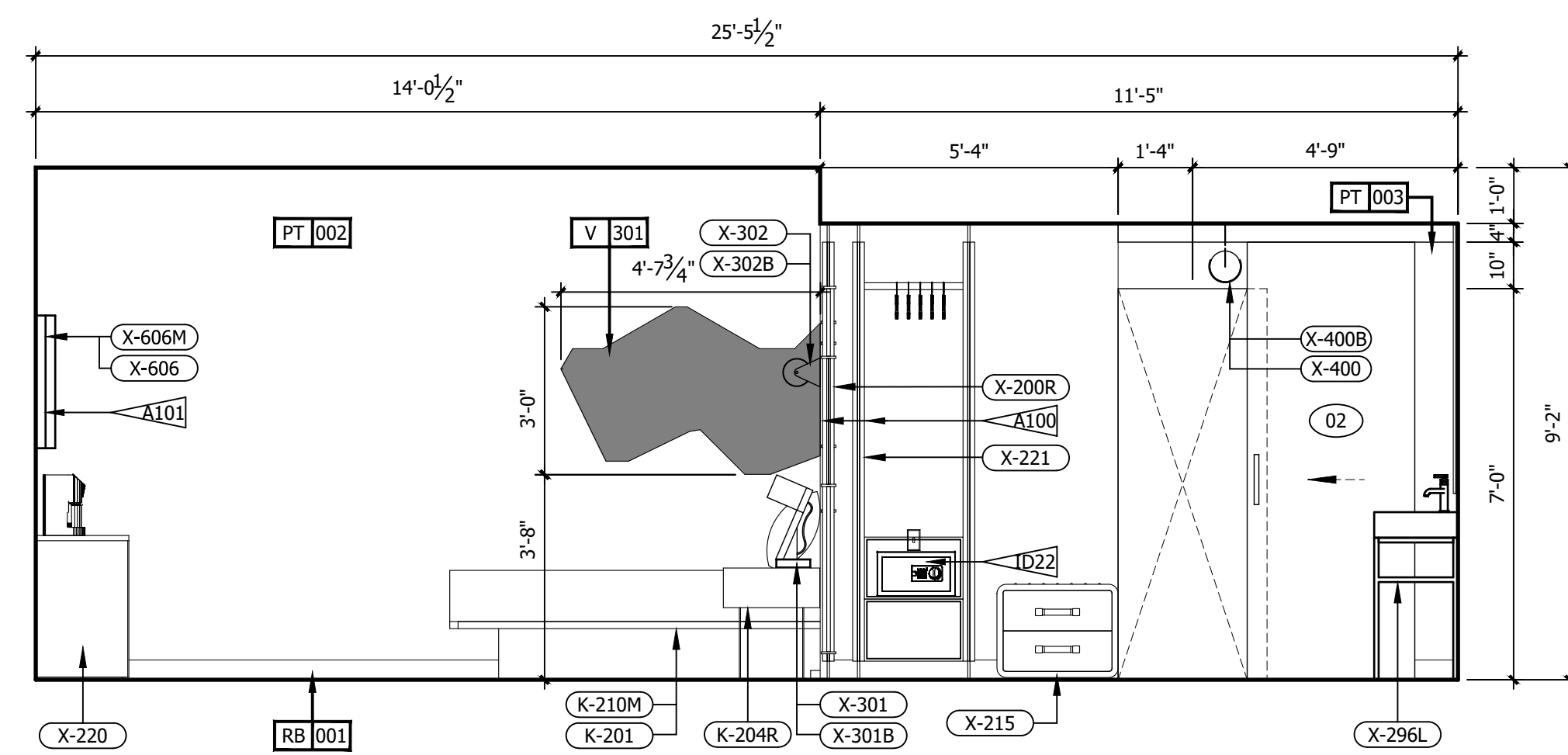
F ROOM ELEVATION
3/8" = 1'-0"



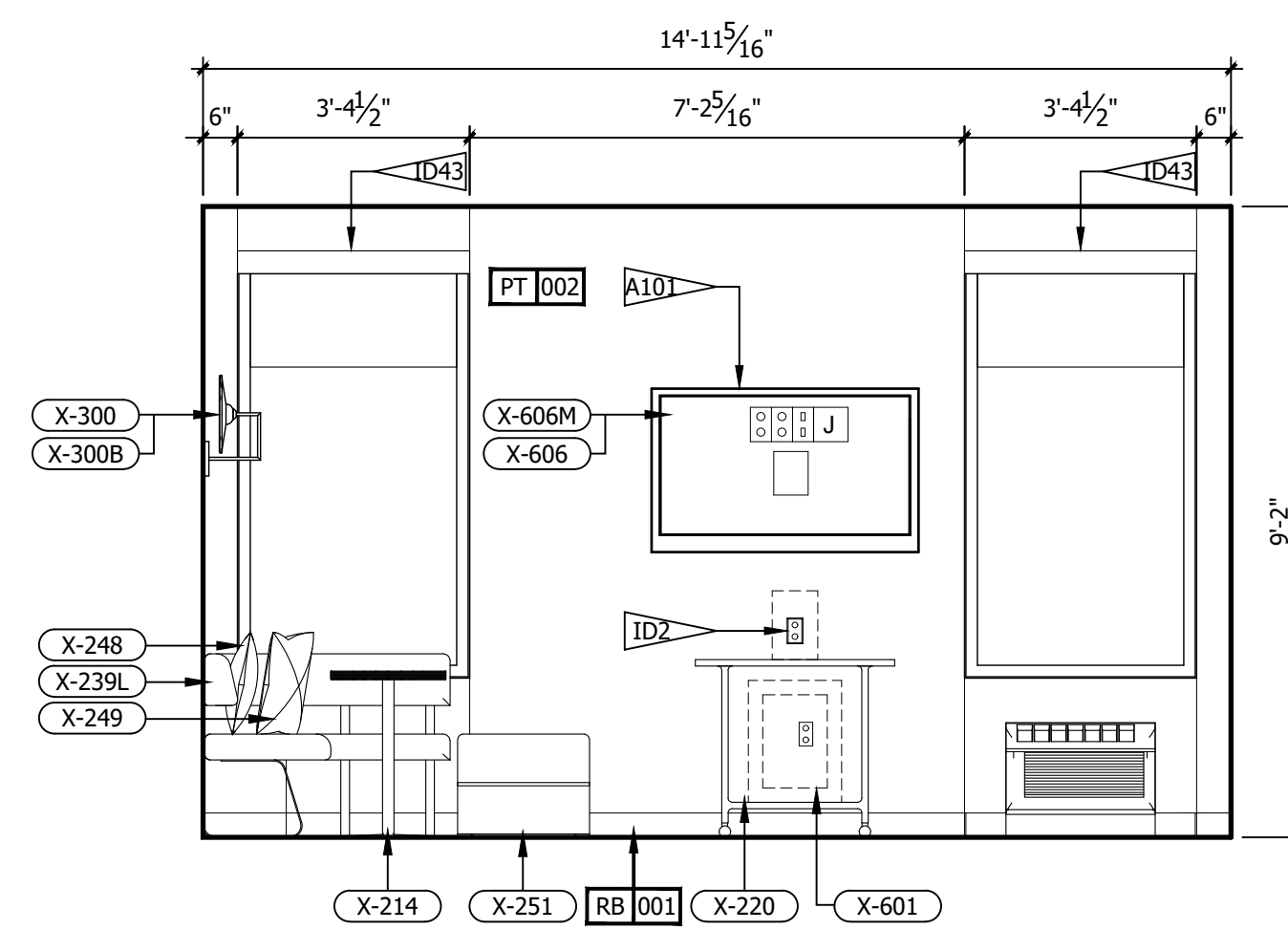
E ROOM ELEVATION
3/8" = 1'-0"



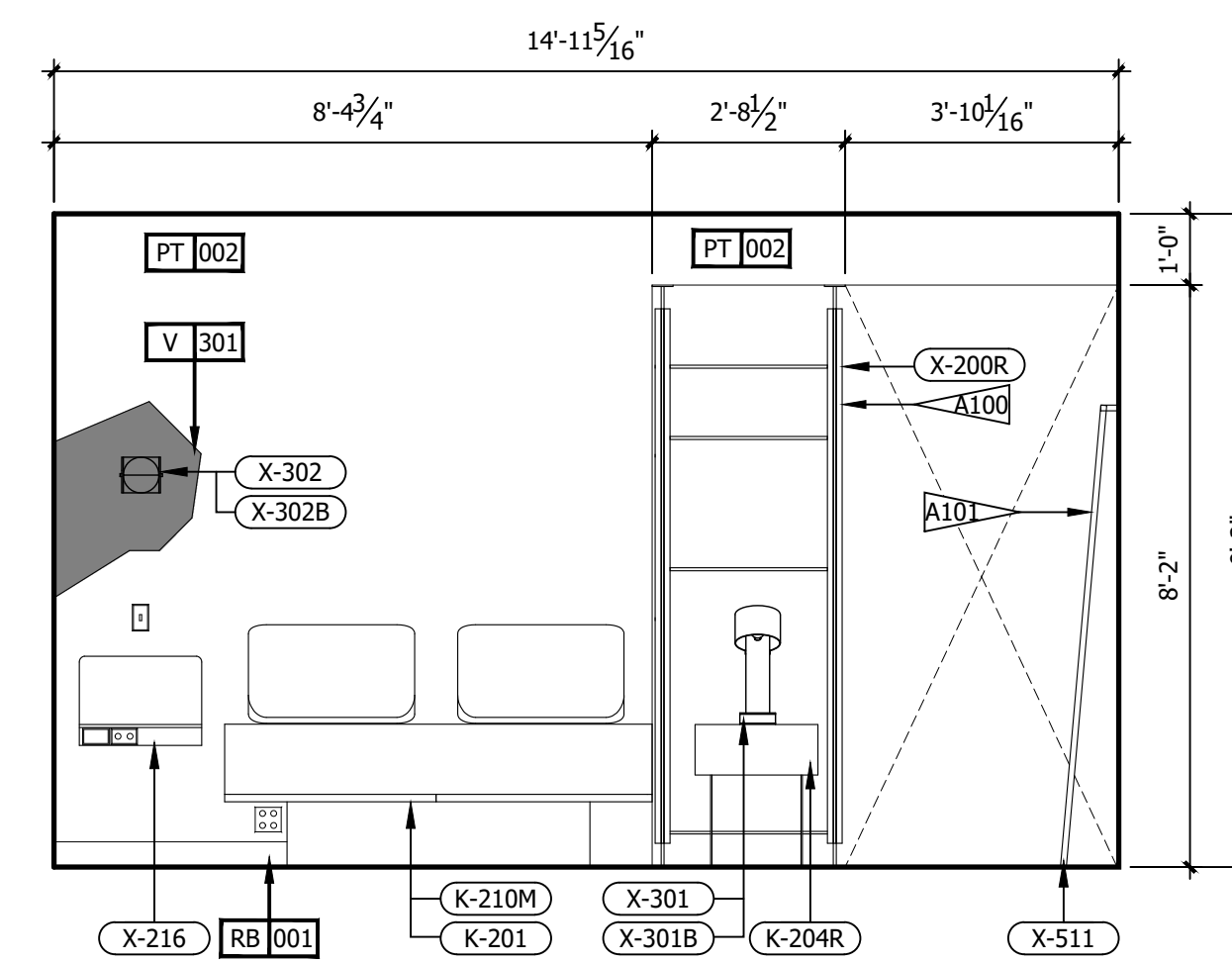
D ROOM ELEVATION
3/8" = 1'-0"



C ROOM ELEVATION
3/8" = 1'-0"



B ROOM ELEVATION
3/8" = 1'-0"



A ROOM ELEVATION
3/8" = 1'-0"

REFERENCE NOTES	
A. REFER TO DESIGN STANDARDS, "GUESTROOMS" CHAPTER, FOR MAIN REQUIREMENTS RELATED TO THIS ARCHITECT IS RESPONSIBLE FOR DESIGNING PROJECT IN ACCORDANCE WITH THE ENTIRE DESIGN STANDARDS.	
B. REFER TO ELECTRICAL SECTION OF BPM FOR SWITCHTYPE AND COVER.	
GENERAL NOTES	
1. DIMENSIONS ARE TO FACE OF PARTITION UNLESS NOTED OTHERWISE. HOLD MINIMUM CLEAR DIMENSIONS	
2. ELECTRICAL OUTLETS SHOWN ON ELEC/ PLUMBING/ MECH PLAN AND ON ELEVATIONS ARE FOR DEVICES AND FIXTURES SPECIFIED. ADDITIONAL OUTLETS MAY BE REQUIRED BY LOCAL BUILDING CODES	
3. ALL DUPLEX RECEPTACLES TO BE INSTALLED @ 18" AFF UNO TYP.	
4. ALL ELECTRICAL DIMENSIONS ARE TO THE CENTERLINE UNLESS NOTED OTHERWISE	
5. G.C. TO PROVIDE BLOCKING AND / OR STRAPPING FOR ALL ITEMS ATTACHED TO WALLS OR MOUNTED TO CEILING ARCHITECT OF RECORD TO REVIEW	
6. LOCATE STEAMER CONVENIENCE OUTLET ADJACENT TO WARDROBE AT 30" AFF	
7. WARDROBE AND SCREEN WALL BASE PLATE SHALL BE MOUNTED PRIOR TO LVT, DRILLING THROUGH LVT WILL VOID MANUFACTURER WARRANTY	
8. ALL GUEST FACING WALLS SHALL BE LEVEL 5, EGHELL FINISH	
9. INDICATE TAG FOR EL-001 LEGRAND OUTLET AT BANQUETTE AT 36" AFF	
10. LOCATE SWITCH FOR SCONCE X-300 ABOVE THE LEGRAND SPECIALTY POWER OUTLET	
11. RED CORD AT LIGHT FIXTURE X-301 AND X-302 SHALL BE INTENTIONALLY EXPOSED APPROXIMATELY 3"	
12. ROLLER SHADE SHALL INCLUDE 'BINARY TWEED' GRAPHIC PRINT, CONTACT VQC VENDOR FOR GRAPHICS	
CRITERIA NOTES	
CRITERIA NOTES ARE SHOWN CATEGORIZED BY DISCIPLINE AND COULD BE INTERPRETED TO APPLY TO MORE THAN ONE DISCIPLINE. FOR EFFICIENCY, NOTES ARE ONLY SHOWN UNDER ONE PREDOMINANT DISCIPLINE. CONSULTANTS SHOULD FAMILIARIZE THEMSELVES WITH ALL CRITERIA NOTES.	


ARCHITECTURAL	
A99	PROVIDE BLOCKING TO SECURE UPHOLSTERED PANEL.
A100	FFE SCREEN TO BE SECURED TO FLOOR AND STRUCTURE ABOVE
A101	PROVIDE BLOCKING IN WALL
INTERIOR DESIGN	
ID2	OWNER FURNISHED COFFEE MAKER
ID8	SPECIFIED LVT/CARPET TILE INSET SYSTEM DOES NOT REQUIRE A TRANSITION STRIP BETWEEN LVT AND LVT FLOORING UNDERLAYMENT WILL BE INSTALLED UNDER LVT AND CARPET TILE FLOORING.
ID22	OWNER FURNISHED SAFE
ID35	PROVIDE MOTORIZED DRAPERY IN ACCESSIBLE ROOMS.
ID39	PROVIDE BLACK RECEPTACLE AND SWITCH PLATES WHEN ON ACCENT WALL.
ID40	COORDINATE OUTLET PLACEMENT WITH BED LOCATION.
ID43	REFER TO THE ALOFT WINDOW TREATMENT PACKAGE FOR ROLLER SHADE SPECIFICATIONS.
ID46	REFER TO INTERIOR DESIGN SPECIFICATIONS MANUAL FOR MOUNTING HEIGHT AND FOR INSTALLATION DIAGRAMS. CONTACT MANUFACTURER FOR ADDITIONAL INFORMATION.

IMPORTANT NOTICE TO ALL CONTRACTORS AND OR SUBCONTRACTORS: (COMPLETE BUILDING SYSTEMS AND OR INSTALLATIONS)

IF AWARDED A CONTRACT FOR ANY PORTION OF WORK NEEDED TO COMPLETE THIS PROJECT YOU ARE AGREEING TO THE FOLLOWING TERMS:

- YOU ARE A QUALIFIED CONTRACTOR AND OR SUBCONTRACTOR SPECIFICALLY IN PROVIDING A COMPLETE TURNKEY SERVICE IN YOUR TRADE OR PROFESSION FOR THE TYPE OF WORK AND SCOPE FOR THIS PROJECT.
- YOU AGREE TO PROVIDE A COMPLETE DESIGN BUILD SOLUTION BASED ON THE ARCHITECT'S INTENDED DESIGN FOR THIS PROJECT.
- YOUR BID INCLUDED ALL THE STEPS, PROCESSES, MATERIALS, PRODUCTS, GOVERNING PERMITS AND APPROVALS NECESSARY TO PROVIDE A COMPLETED AND WARRANTED SYSTEM OR INSTALLATION THAT DOES NOT REQUIRE ANOTHER CONTRACTOR OR PRODUCT TO COMPLETE YOUR SCOPE OF WORK.
- YOUR BID MUST HAVE INCLUDED ANY DESIGN INFORMATION REFERENCED WITHIN ANY CIVIL, ARCHITECTURAL, STRUCTURAL, MECHANICAL, ELECTRICAL AND OR PLUMBING DRAWINGS. ALSO NOTE THESE DRAWINGS ARE SCHEMATIC AND ARE INTENDED TO SHOW ONLY BASIC CONCEPTS AND GENERAL INFORMATION THE COMPLETION OF YOUR WORK MAY INCLUDE OTHER STEPS, PROCESSES, MATERIALS, PRODUCTS, LABOR, GOVERNING PERMITS AND OR APPROVALS NECESSARY TO PROVIDE A COMPLETE SYSTEM INSTALLATION WHETHER SUGGESTED ON THE DRAWINGS OR NOT.
- AS AN EXAMPLE: ITEMS AND OR TASKS LIKE: FIRE CALLS, DRAFT STOPS, FASTENERS, ANCHORS, EMBEDMENTS, DUMPSTERS, DEBRIS CLEAN UP, ETC. ARE YOUR RESPONSIBILITY. ANY WORK NOT COMPLETED IN A TIMELY MANNER, OR INCOMPLETE WORK WILL BE BILLED BACK TO THE CONTRACTOR AND OR SUBCONTRACTOR, AT THE OWNERS' DISCRETION.

NO.	DESCRIPTION	DATE	BY
-	ISSUED FOR DEMOLITION	06/09/17	MV
-	ISSUED TO FRANCHISE	06/09/17	MV
-	ISSUED FOR BID (D ONLY)	07/21/17	MV
-	ISSUED TO FRANCHISE	08/17/17	MV
-	ISSUED FOR PERMIT	08/04/17	MV
-	FOR FINAL APPROVAL	10/02/17	MV
-	ISSUED FOR PERMIT	11/28/17	MV
-	RE-ISSUED FOR PERMIT	03/07/18	AN
-	REV. DETAILS ON A700.2	06/04/18	AVK
-	RE-90% FRANCHISE COMMENTS	06/04/18	AVK



ARCHITECTURE
URBAN PLANNING
INTERIORS
HOTELS/ HOUSING/ MIXED USE
1800.630.3750
CA-SERVICES
ca@mwtusa.com / 1800.717.5816



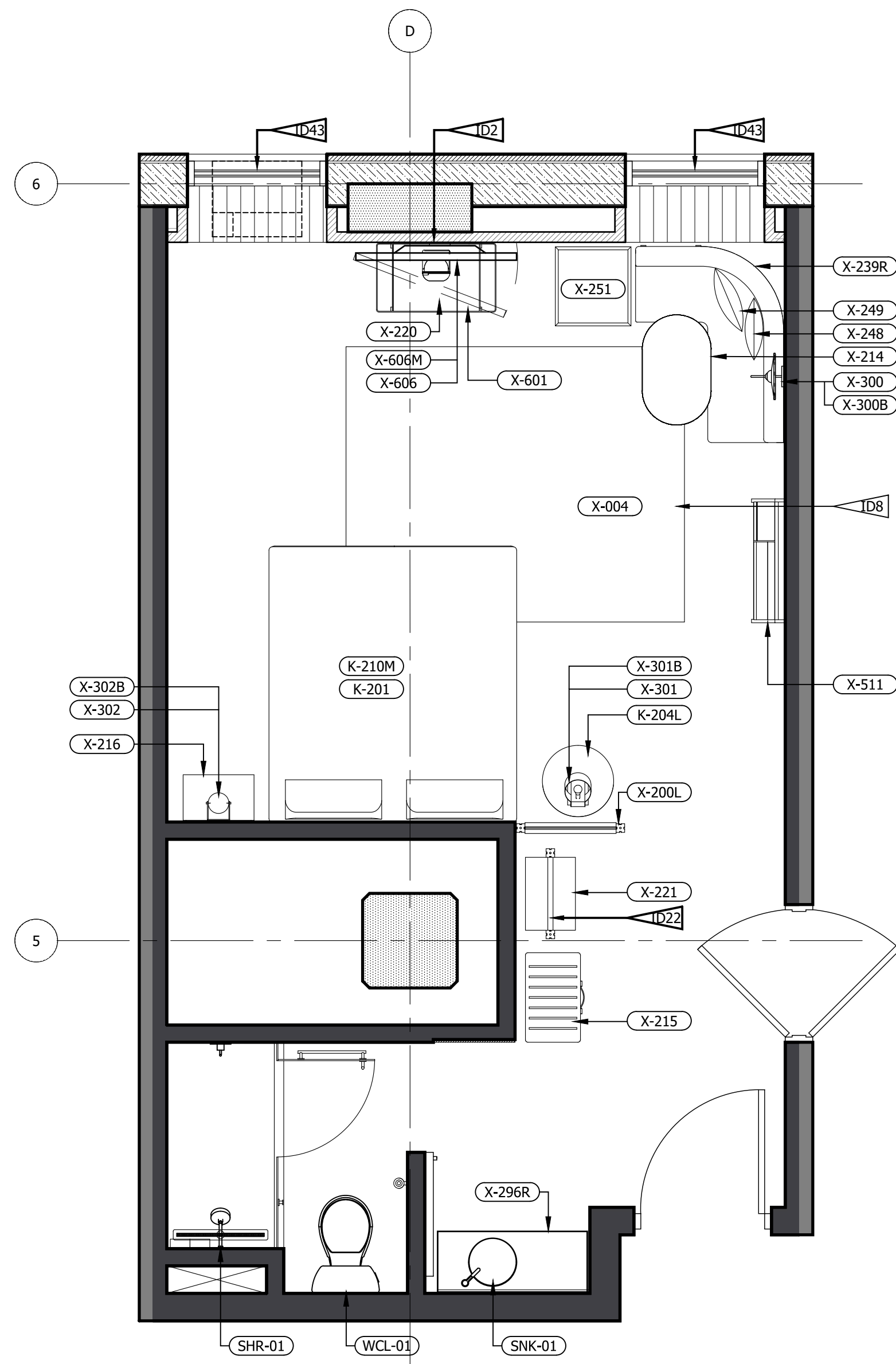
WARNING
IT IS A VIOLATION OF THE LAW FOR ANY PERSON, UNLESS ACTING UNDER THE DIRECTION OF THE ARCHITECT, TO ALTER OR REPRODUCE THESE DRAWINGS IN ANY WAY.

**ALOFT
MEMPHIS
DOWNTOWN**

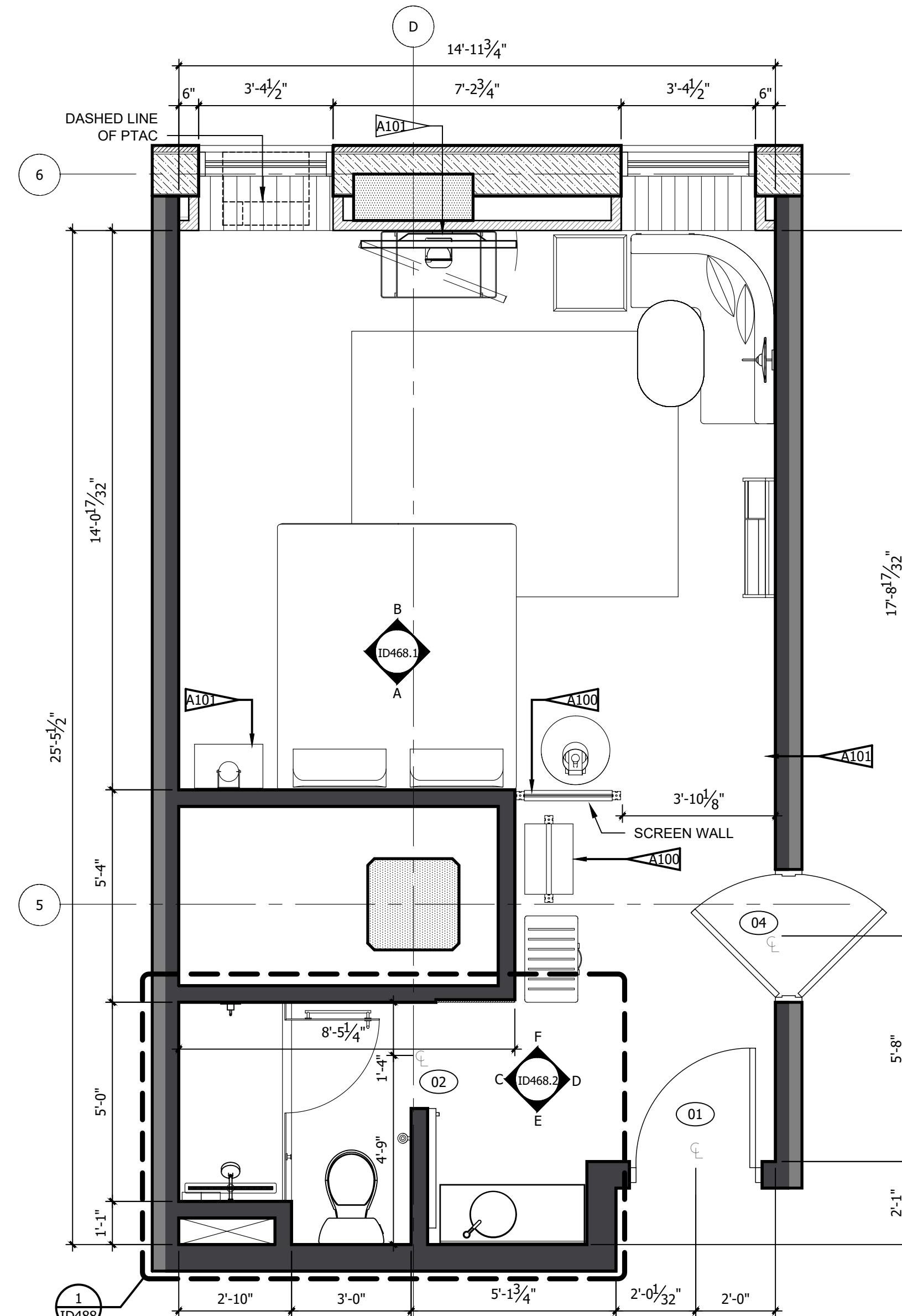
63 NORTH B.B. KING BLVD.
MEMPHIS, TENNESSEE 38103

PROJECT NO.: 16 006
DATE: 04-12-2019
DRAWN BY: EF/RW
CHKD. BY: MWT

**ENLARGED
RM#17 KING
PLANS & DETAILS
SHEET ID467.2**



2 FFE PLAN (LEFT & RIGHT)
3/8" = 1'-0"



1 ARCHITECTURAL PLAN
3/8" = 1'-0"

REFERENCE NOTES	
A.	REFER TO DESIGN STANDARDS, "GUESTROOMS" CHAPTER, FOR MAIN REQUIREMENTS RELATED TO THIS ARCHITECT IS RESPONSIBLE FOR DESIGNING PROJECT IN ACCORDANCE WITH THE ENTIRE DESIGN STANDARDS.
B.	REFER TO ELECTRICAL SECTION OF BPM FOR SWITCHTYPE AND COVER.

GENERAL NOTES	
1.	DIMENSIONS ARE TO FACE OF PARTITION UNLESS NOTED OTHERWISE. HOLD MINIMUM CLEAR DIMENSIONS
2.	ELECTRICAL OUTLETS SHOWN ON ELEC/ PLUMBING/ MECH PLAN AND ON ELEVATIONS ARE FOR DEVICES AND FIXTURES SPECIFIED. ADDITIONAL OUTLETS MAY BE REQUIRED BY LOCAL BUILDING CODES
3.	ALL DUPLEX RECEPTACLES TO BE INSTALLED @ 18" AFF UNO TYP.
4.	ALL ELECTRICAL DIMENSIONS ARE TO THE CENTERLINE UNLESS NOTED OTHERWISE
5.	G.C. TO PROVIDE BLOCKING AND / OR STRAPPING FOR ALL ITEMS ATTACHED TO WALLS OR MOUNTED TO CEILING ARCHITECT OF RECORD TO REVIEW
6.	LOCATE STEAMER CONVENIENCE OUTLET ADJACENT TO WADROBE AT 30" AFF
7.	WADROBE AND SCREEN WALL BASE PLATE SHALL BE MOUNTED PRIOR TO LVT, DRILLING THROUGH LVT WILL VOID MANUFACTURER WARRANTY
8.	ALL GUEST FACING WALLS SHALL BE LEVEL 5, EGHELL FINISH
9.	INDICATE TAG FOR EL-001 LEGRAND OUTLET AT BANQUETTE AT 36" AFF
10.	LOCATE SWITCH FOR SCONCE X-300 ABOVE THE LEGRAND SPECIALTY POWER OUTLET
11.	RED CORD AT LIGHT FIXTURE X-301 AND X-302 SHALL BE INTENTIONALLY EXPOSED APPROXIMATELY 3"
12.	ROLLER SHADE SHALL INCLUDE 'BINARY TWEED' GRAPHIC PRINT, CONTACT VQC VENDOR FOR GRAPHICS

CRITERIA NOTES	
CRITERIA NOTES ARE SHOWN CATEGORIZED BY DISCIPLINE AND COULD BE INTERPRETED TO APPLY TO MORE THAN ONE DISCIPLINE. FOR EFFICIENCY, NOTES ARE ONLY SHOWN UNDER ONE PREDOMINANT DISCIPLINE. CONSULTANTS SHOULD FAMILIARIZE THEMSELVES WITH ALL CRITERIA NOTES.	


A0 ARCHITECTURAL

- A99 PROVIDE BLOCKING TO SECURE UPHOLSTERED PANEL.
- A100 FFE SCREEN TO BE SECURED TO FLOOR AND STRUCTURE ABOVE
- A101 PROVIDE BLOCKING IN WALL

ID0 INTERIOR DESIGN

- ID2 OWNER FURNISHED COFFEE MAKER
- ID8 SPECIFIED LVT/CARPET TILE INSET SYSTEM DOES NOT REQUIRE A TRANSITION STRIP BETWEEN LVT AND LVT FLOORING UNDERLAYMENT WILL BE INSTALLED UNDER LVT AND CARPET TILE FLOORING.
- ID22 OWNER FURNISHED SAFE
- ID35 PROVIDE MOTORIZED DRAPERY IN ACCESSIBLE ROOMS.
- ID39 PROVIDE BLACK RECEPTACLE AND SWITCH PLATES WHEN ON ACCENT WALL.
- ID40 COORDINATE OUTLET PLACEMENT WITH BED LOCATION.
- ID43 REFER TO THE ALOFT WINDOW TREATMENT PACKAGE FOR ROLLER SHADE SPECIFICATIONS.
- ID46 REFER TO INTERIOR DESIGN SPECIFICATIONS MANUAL FOR MOUNTING HEIGHT AND FOR INSTALLATION DIAGRAMS. CONTACT MANUFACTURER FOR ADDITIONAL INFORMATION.

NO.	DESCRIPTION	DATE	BY
-	ISSUED FOR DEMOLITION	06/09/17	MV
-	ISSUED TO FRANCHISE	06/09/17	MV
-	ISSUED FOR BID (ID ONLY)	07/21/17	MV
-	ISSUED TO FRANCHISE	08/17/17	MV
-	ISSUED FOR PERMIT	08/04/17	MV
-	FOR FINAL APPROVAL	10/02/17	MV
-	ISSUED FOR PERMIT	11/28/17	MV
-	RE-ISSUED FOR PERMIT	03/07/18	AN
-	REV. DETAILS ON A700.2	06/04/18	AVK
-	RE- 90% FRANCHISE COMMENTS	06/04/18	AVK



ARCHITECTURE
URBAN PLANNING
INTERIORS
HOTELS/ HOUSING/ MIXED USE
1800.630.3750
CA-SERVICES
ca@mwtusa.com / 1800.717.5816



WARNING
IT IS A VIOLATION OF THE LAW FOR ANY PERSON, UNLESS ACTING UNDER THE DIRECTION OF THE ARCHITECT, TO ALTER OR REPRODUCE THESE DRAWINGS IN ANY WAY.

ALOFT
MEMPHIS
DOWNTOWN

63 NORTH B.B. KING BLVD.
MEMPHIS, TENNESSEE 38103

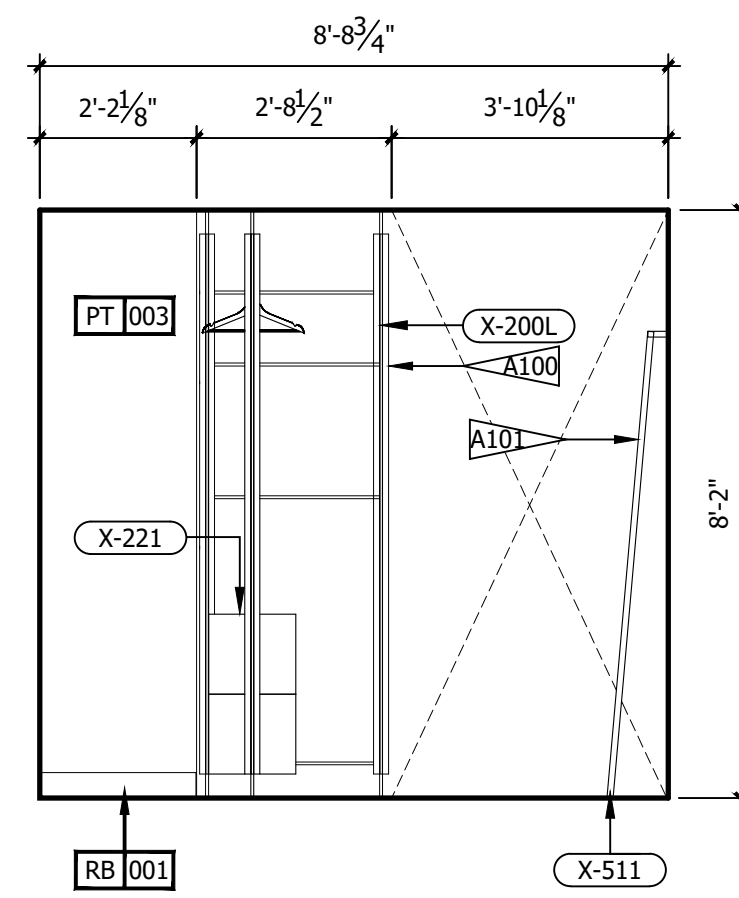
PROJECT NO.: 16 006
DATE: 04-12-2019
DRAWN BY: EF/RW
CHKD. BY: MWT

ENLARGED
RM#18 KING
PLANS & DETAILS
SHEET ID468.1

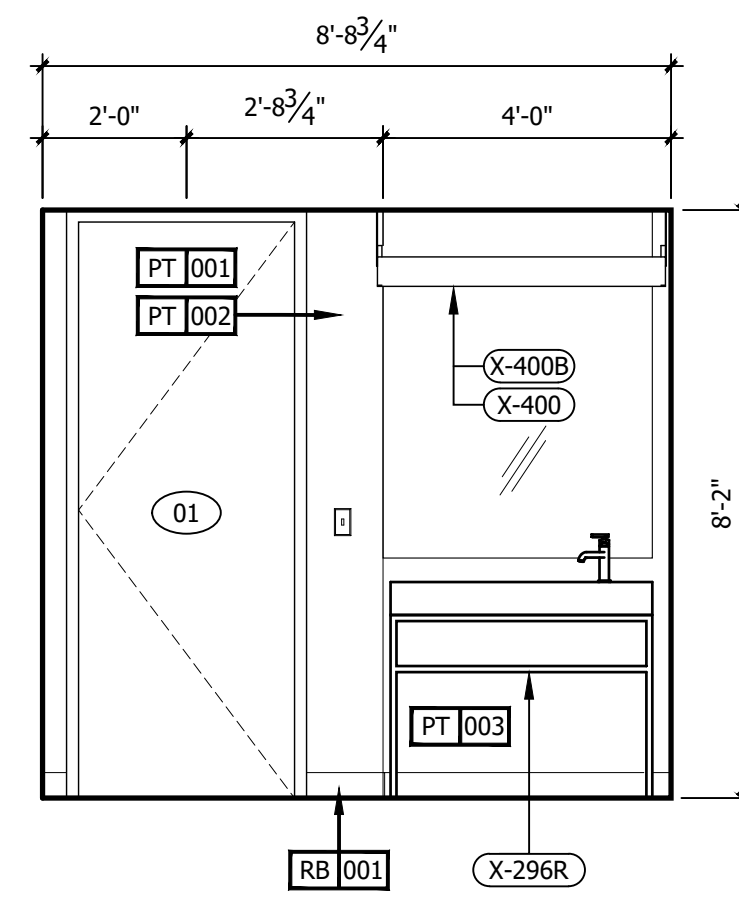
IMPORTANT NOTICE TO ALL CONTRACTORS AND OR SUBCONTRACTORS: (COMPLETE BUILDING SYSTEMS AND OR INSTALLATIONS)

IF AWARDED A CONTRACT FOR ANY PORTION OF WORK NEEDED TO COMPLETE THIS PROJECT YOU ARE AGREEING TO THE FOLLOWING TERMS:

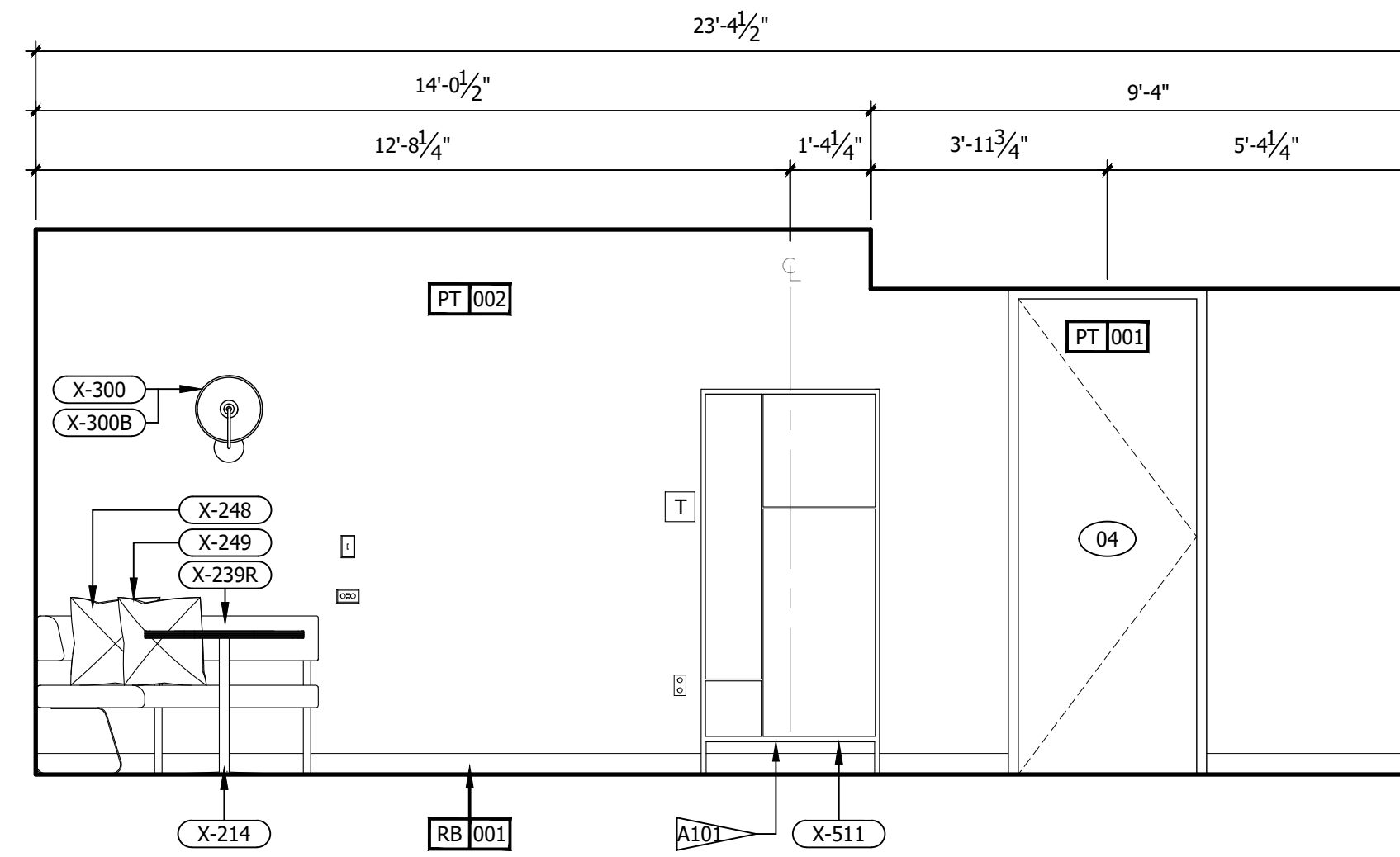
- YOU ARE A QUALIFIED CONTRACTOR AND OR SUBCONTRACTOR SPECIFICALLY IN PROVIDING A COMPLETE TURNKEY SERVICE IN YOUR TRADE OR PROFESSION FOR THE TYPE OF WORK AND SCOPE FOR THIS PROJECT.
- YOU AGREE TO PROVIDE A COMPLETE DESIGN BUILD SOLUTION BASED ON THE ARCHITECT'S INTENDED DESIGN FOR THIS PROJECT.
- YOUR BID INCLUDED ALL THE STEPS, PROCESSES, MATERIALS, PRODUCTS, GOVERNING PERMITS AND APPROVALS NECESSARY TO PROVIDE A COMPLETED AND WARRANTED SYSTEM OR INSTALLATION THAT DOES NOT REQUIRE ANOTHER CONTRACTOR OR PRODUCT TO COMPLETE YOUR SCOPE OF WORK.
- YOUR BID MUST HAVE INCLUDED ANY DESIGN INFORMATION REFERENCED WITHIN ANY CIVIL, ARCHITECTURAL, STRUCTURAL, MECHANICAL, ELECTRICAL AND OR PLUMBING DRAWINGS. ALSO NOTE THESE DRAWINGS ARE SCHEMATIC AND ARE INTENDED TO SHOW ONLY BASIC CONCEPTS AND GENERAL INFORMATION THE COMPLETION OF YOUR WORK MAY INCLUDE OTHER STEPS, PROCESSES, MATERIALS, PRODUCTS, LABOR, GOVERNING PERMITS AND OR APPROVALS NECESSARY TO PROVIDE A COMPLETE SYSTEM INSTALLATION WHETHER SUGGESTED ON THE DRAWINGS OR NOT.
- AS AN EXAMPLE: ITEMS AND OR TASKS LIKE: FIRE CALLS, DRAFT STOPS, FASTENERS, ANCHORS, EMBEDMENTS, DUMPSTERS, DEBRIS CLEAN UP, ETC. ARE YOUR RESPONSIBILITY. ANY WORK NOT COMPLETED IN A TIMELY MANNER, OR INCOMPLETE WORK WILL BE BILLED BACK TO THE CONTRACTOR AND OR SUBCONTRACTOR, AT THE OWNERS' DISCRETION.



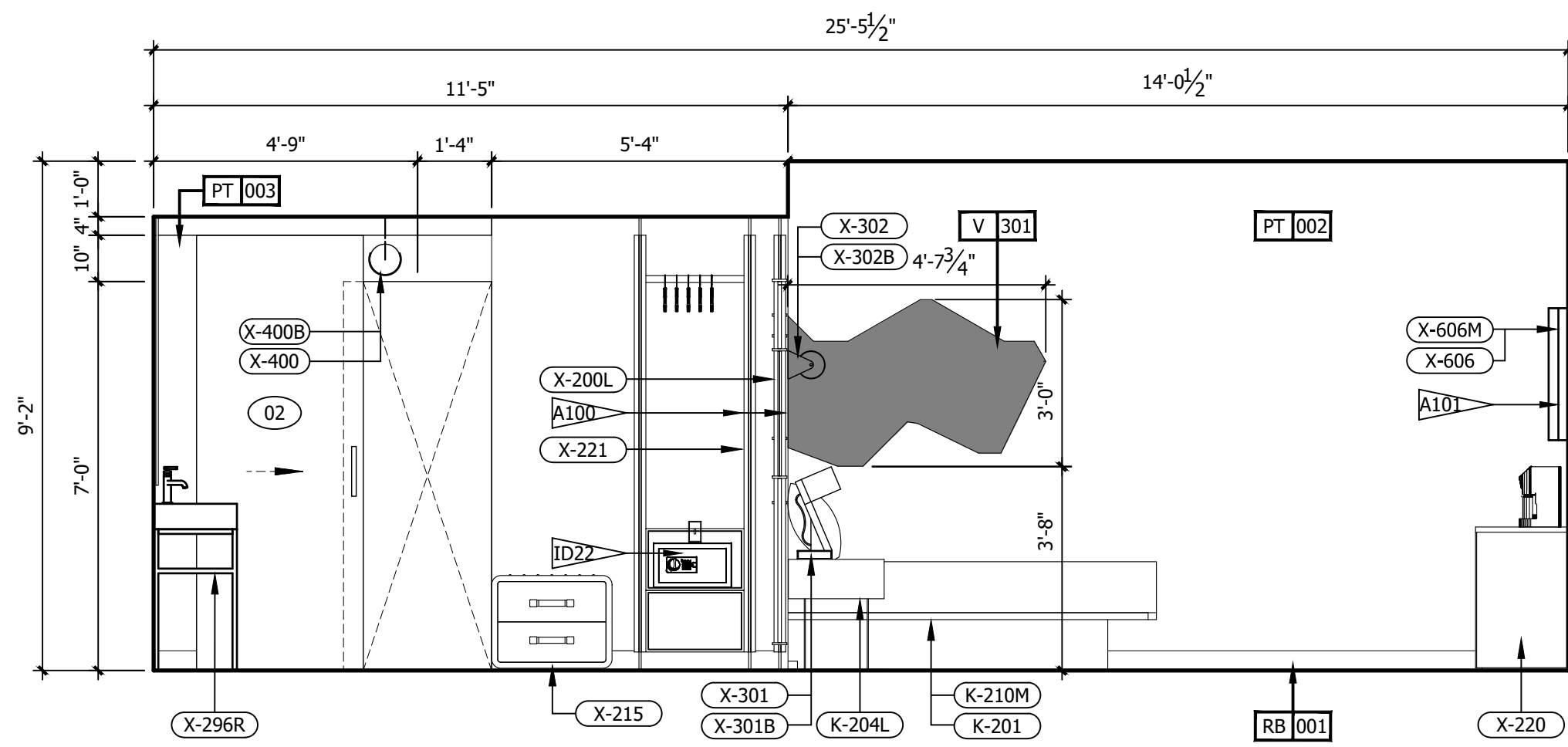
F ROOM ELEVATION
3/8" = 1'-0"



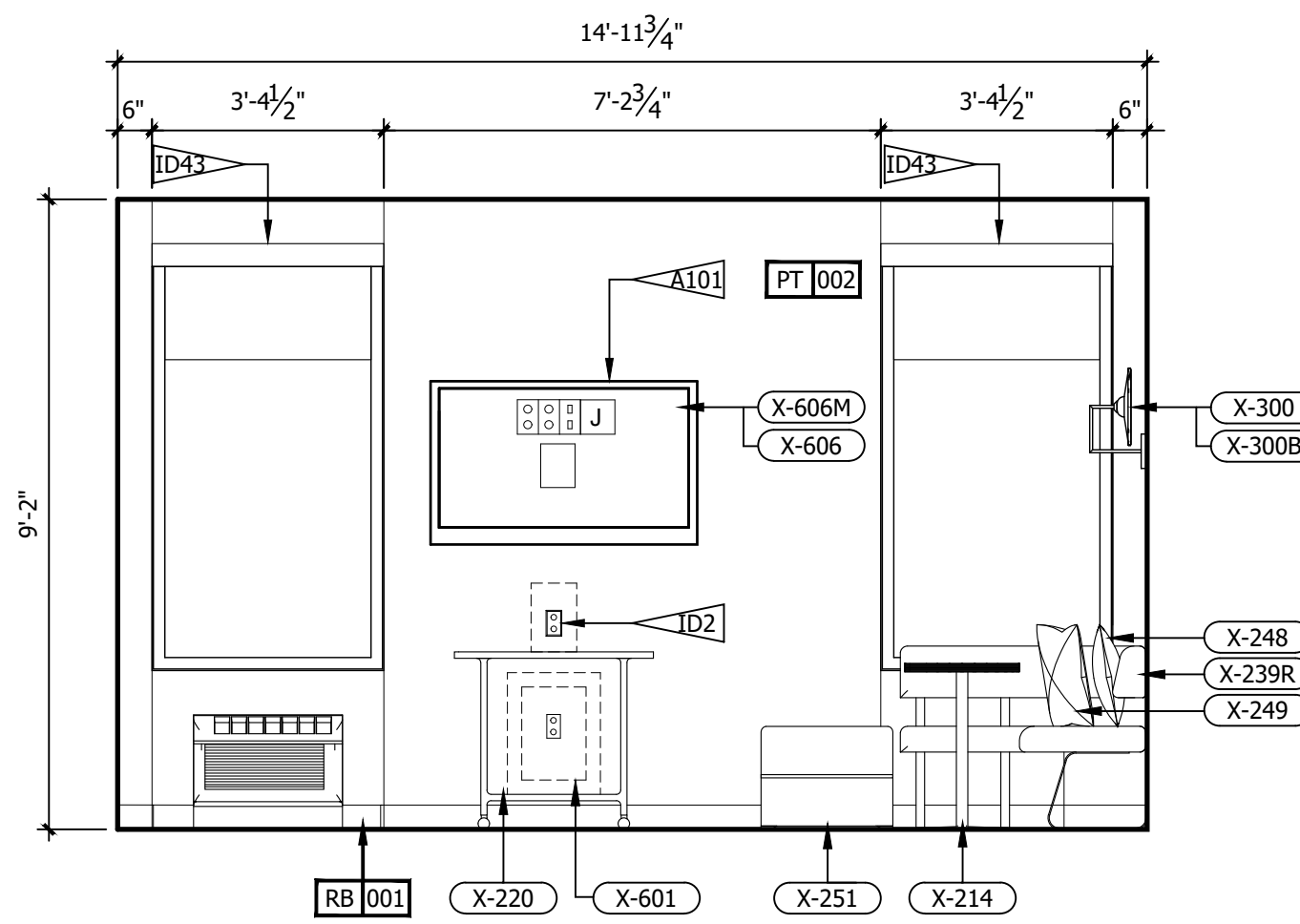
E ROOM ELEVATION
3/8" = 1'-0"



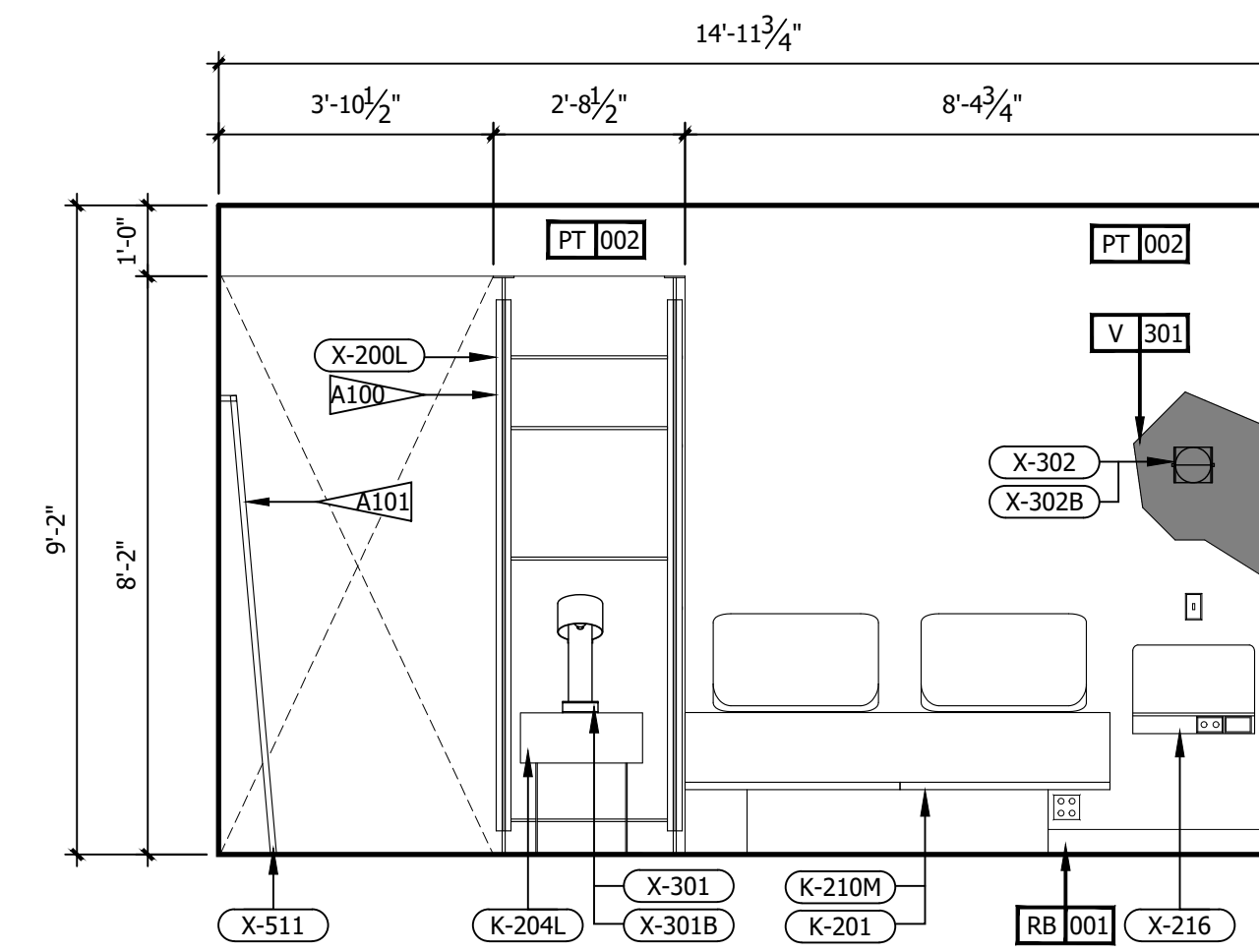
D ROOM ELEVATION
3/8" = 1'-0"



C ROOM ELEVATION
3/8" = 1'-0"



B ROOM ELEVATION
3/8" = 1'-0"



A ROOM ELEVATION
3/8" = 1'-0"

- REFERENCE NOTES**
- REFER TO DESIGN STANDARDS, "GUESTROOMS" CHAPTER, FOR MAIN REQUIREMENTS RELATED TO THIS ARCHITECT IS RESPONSIBLE FOR DESIGNING PROJECT IN ACCORDANCE WITH THE ENTIRE DESIGN STANDARDS.
 - REFER TO ELECTRICAL SECTION OF BPM FOR SWITCHTYPE AND COVER.
- GENERAL NOTES**
- DIMENSIONS ARE TO FACE OF PARTITION UNLESS NOTED OTHERWISE. HOLD MINIMUM CLEAR DIMENSIONS
 - ELECTRICAL OUTLETS SHOWN ON ELEC/ PLUMBING/ MECH PLAN AND ON ELEVATIONS ARE FOR DEVICES AND FIXTURES SPECIFIED. ADDITIONAL OUTLETS MAY BE REQUIRED BY LOCAL BUILDING CODES
 - ALL DUPLEX RECEPTACLES TO BE INSTALLED @ 18" AFF UNO TYP.
 - ALL ELECTRICAL DIMENSIONS ARE TO THE CENTERLINE UNLESS NOTED OTHERWISE
 - G.C. TO PROVIDE BLOCKING AND / OR STRAPPING FOR ALL ITEMS ATTACHED TO WALLS OR MOUNTED TO CEILING ARCHITECT OF RECORD TO REVIEW
 - LOCATE STEAMER CONVENIENCE OUTLET ADJACENT TO WARDROBE AT 30" AFF
 - WARDROBE AND SCREEN WALL BASE PLATE SHALL BE MOUNTED PRIOR TO LVT, DRILLING THROUGH LVT WILL VOID MANUFACTURER WARRANTY
 - ALL GUEST FACING WALLS SHALL BE LEVEL 5, EGHELL FINISH
 - INDICATE TAG FOR EL-001 LEGRAND OUTLET AT BANQUETTE AT 36" AFF
 - LOCATE SWITCH FOR SCONCE X-300 ABOVE THE LEGRAND SPECIALTY POWER OUTLET
 - RED CORD AT LIGHT FIXTURE X-301 AND X-302 SHALL BE INTENTIONALLY EXPOSED APPROXIMATELY 3"
 - ROLLER SHADE SHALL INCLUDE 'BINARY TWEED' GRAPHIC PRINT, CONTACT VQC VENDOR FOR GRAPHICS

CRITERIA NOTES

CRITERIA NOTES ARE SHOWN CATEGORIZED BY DISCIPLINE AND COULD BE INTERPRETED TO APPLY TO MORE THAN ONE DISCIPLINE. FOR EFFICIENCY, NOTES ARE ONLY SHOWN UNDER ONE PREDOMINANT DISCIPLINE. CONSULTANTS SHOULD FAMILIARIZE THEMSELVES WITH ALL CRITERIA NOTES.


A0 ARCHITECTURAL

- A99 PROVIDE BLOCKING TO SECURE UPHOLSTERED PANEL.
- A100 FFE SCREEN TO BE SECURED TO FLOOR AND STRUCTURE ABOVE
- A101 PROVIDE BLOCKING IN WALL


ID0 INTERIOR DESIGN

- ID2 OWNER FURNISHED COFFEE MAKER
- ID8 SPECIFIED LVT/CARPET TILE INSET SYSTEM DOES NOT REQUIRE A TRANSITION STRIP BETWEEN LVT AND LVT FLOORING UNDERLAYMENT WILL BE INSTALLED UNDER LVT AND CARPET TILE FLOORING.
- ID22 OWNER FURNISHED SAFE
- ID35 PROVIDE MOTORIZED DRAPERY IN ACCESSIBLE ROOMS.
- ID39 PROVIDE BLACK RECEPTACLE AND SWITCH PLATES WHEN ON ACCENT WALL.
- ID40 COORDINATE OUTLET PLACEMENT WITH BED LOCATION.
- ID43 REFER TO THE ALOFT WINDOW TREATMENT PACKAGE FOR ROLLER SHADE SPECIFICATIONS.
- ID46 REFER TO INTERIOR DESIGN SPECIFICATIONS MANUAL FOR MOUNTING HEIGHT AND FOR INSTALLATION DIAGRAMS. CONTACT MANUFACTURER FOR ADDITIONAL INFORMATION.

NO.	DESCRIPTION	DATE	BY
-	ISSUED FOR DEMOLITION	06/09/17	MV
-	ISSUED TO FRANCHISE	06/09/17	MV
-	ISSUED FOR BID (ID ONLY)	07/21/17	MV
-	ISSUED TO FRANCHISE	08/17/17	MV
-	ISSUED FOR PERMIT	08/04/17	MV
-	FOR FINAL APPROVAL	10/02/17	MV
-	ISSUED FOR PERMIT	11/28/17	MV
-	RE-ISSUED FOR PERMIT	03/07/18	AN
-	REV. DETAILS ON A700.2	06/04/18	AVK
-	RE-90% FRANCHISE COMMENTS	06/04/18	AVK



ARCHITECTURE
URBAN PLANNING
INTERIORS
HOTELS/ HOUSING/ MIXED USE
1800.630.3750
CA-SERVICES
ca@mwtusa.com / 1800.717.5816



WARNING
IT IS A VIOLATION OF THE LAW FOR ANY PERSON, UNLESS ACTING UNDER THE DIRECTION OF THE ARCHITECT, TO ALTER OR REPRODUCE THESE DRAWINGS IN ANY WAY.

**ALOFT
MEMPHIS
DOWNTOWN**

63 NORTH B.B. KING BLVD.
MEMPHIS, TENNESSEE 38103

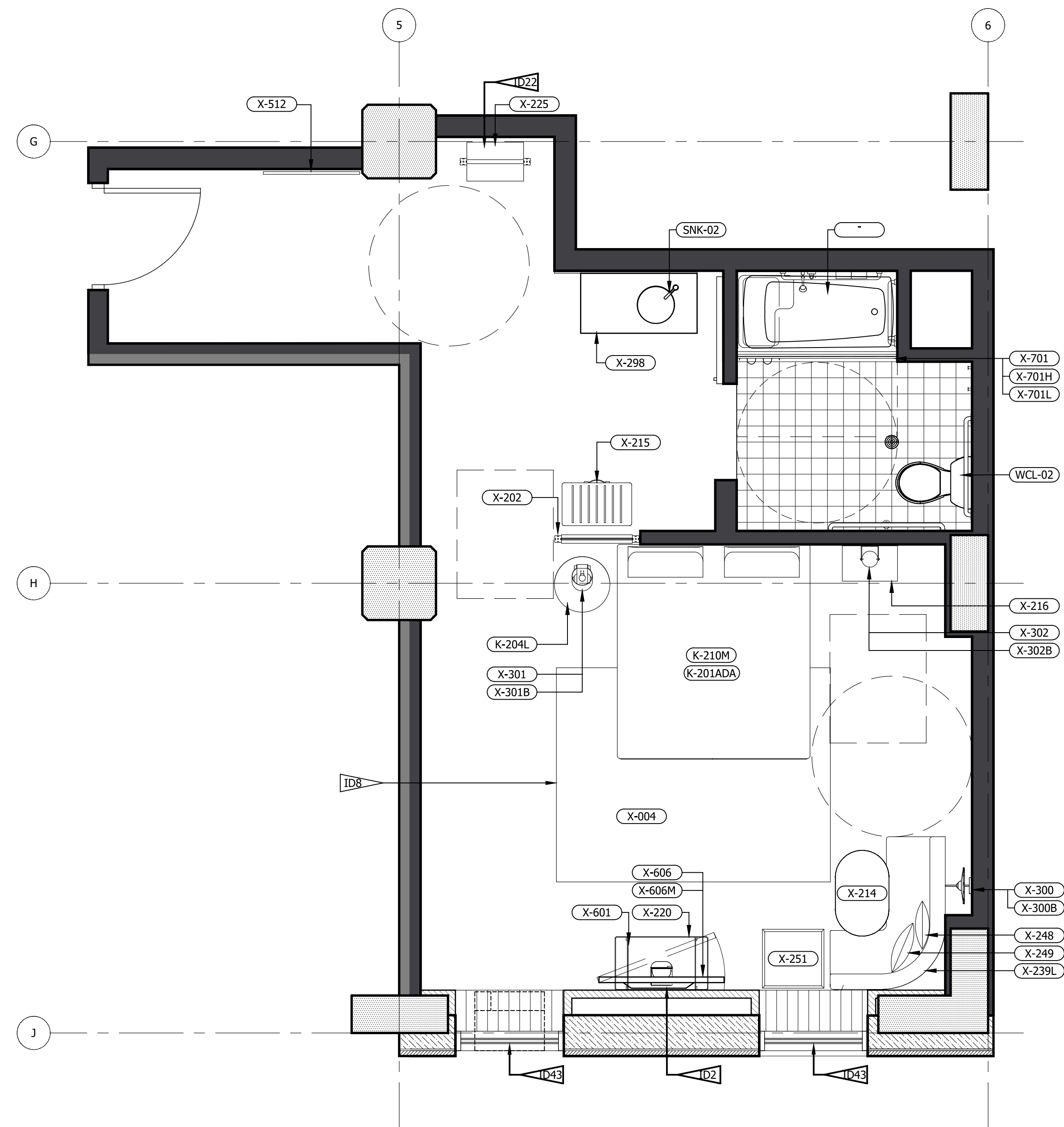
PROJECT NO.: 16 006
DATE: 04-12-2019
DRAWN BY: EF/RW
CHKD. BY: MWT

**ENLARGED
RM#18 KING
PLANS & DETAILS**

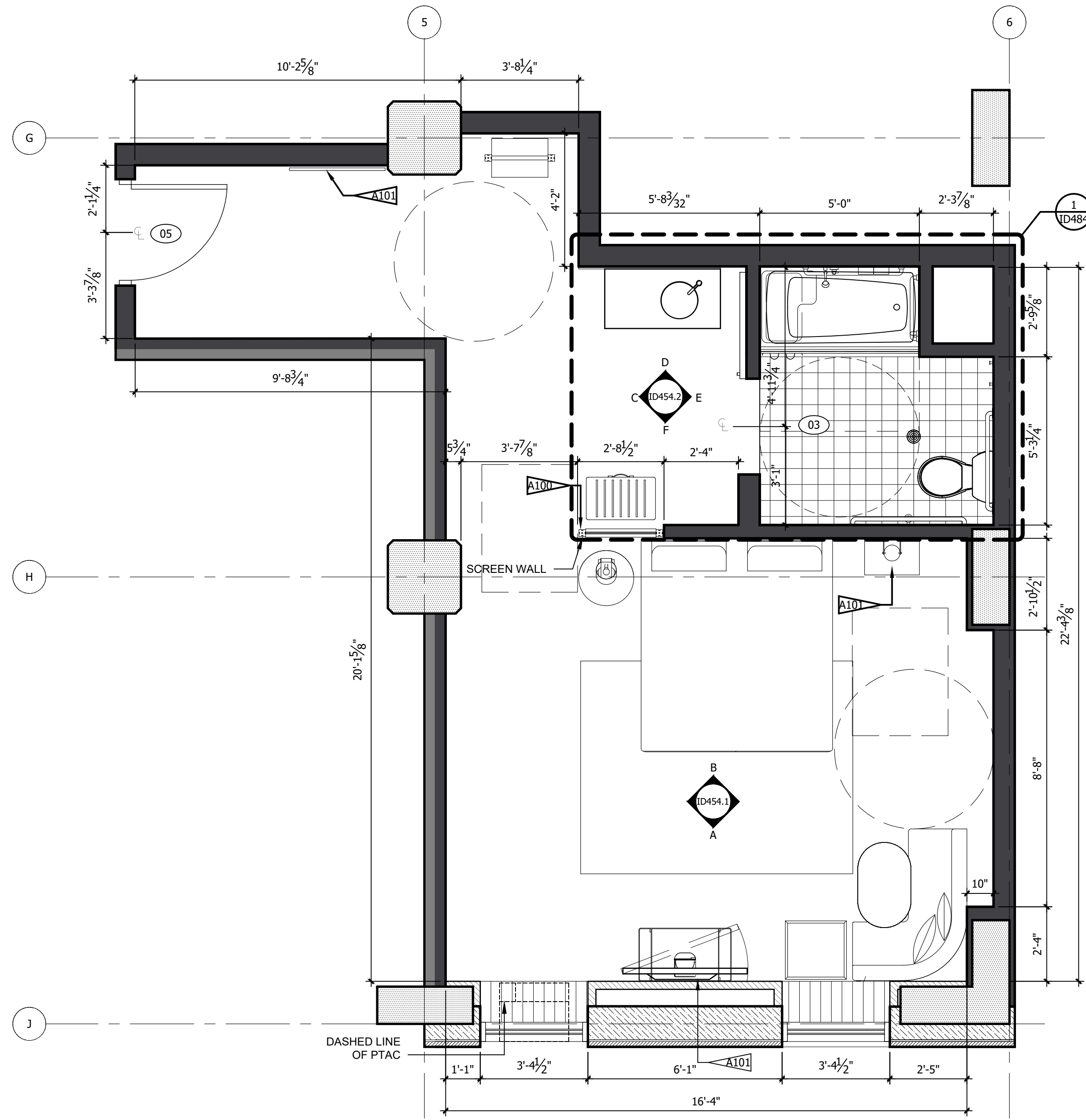
SHEET ID468.2

IMPORTANT NOTICE TO ALL CONTRACTORS AND OR SUBCONTRACTORS: (COMPLETE BUILDING SYSTEMS AND OR INSTALLATIONS)

- IF AWARDED A CONTRACT FOR ANY PORTION OF WORK NEEDED TO COMPLETE THIS PROJECT YOU ARE AGREEING TO THE FOLLOWING TERMS:
- YOU ARE A QUALIFIED CONTRACTOR AND OR SUBCONTRACTOR SPECIFICALLY IN PROVIDING A COMPLETE TURNKEY SERVICE IN YOUR TRADE OR PROFESSION FOR THE TYPE OF WORK AND SCOPE FOR THIS PROJECT.
- YOU AGREE TO PROVIDE A COMPLETE DESIGN BUILD SOLUTION BASED ON THE ARCHITECT'S INTENDED DESIGN FOR THIS PROJECT.
- YOUR BID INCLUDES ALL THE STEPS, PROCESSES, MATERIALS, PRODUCTS, GOVERNING PERMITS AND APPROVALS NECESSARY TO PROVIDE A COMPLETED AND WARRANTED SYSTEM OR INSTALLATION THAT DOES NOT REQUIRE ANOTHER CONTRACTOR OR PRODUCT TO COMPLETE YOUR SCOPE OF WORK.
- YOUR BID MUST HAVE INCLUDED ANY DESIGN INFORMATION REFERENCED WITHIN ANY CIVIL, ARCHITECTURAL, STRUCTURAL, MECHANICAL, ELECTRICAL AND OR PLUMBING DRAWINGS. ALSO NOTE THESE DRAWINGS ARE SCHEMATIC AND ARE INTENDED TO SHOW ONLY BASIC CONCEPTS AND GENERAL INFORMATION THE COMPLETION OF YOUR WORK MAY INCLUDE OTHER STEPS, PROCESSES, MATERIALS, PRODUCTS, LABOR, GOVERNING PERMITS AND OR APPROVALS NECESSARY TO PROVIDE A COMPLETE SYSTEM INSTALLATION WHETHER SUGGESTED ON THE DRAWINGS OR NOT.
- AS AN EXAMPLE: ITEMS AND OR TASKS LIKE: FIRE CALLS, DRAFT STOPS, FASTENERS, ANCHORS, EMBEDMENTS, DUMPSTERS, DEBRIS CLEAN UP, ETC. ARE YOUR RESPONSIBILITY. ANY WORK NOT COMPLETED IN A TIMELY MANNER, OR INCOMPLETE WORK WILL BE BILLED BACK TO THE CONTRACTOR AND OR SUBCONTRACTOR, AT THE OWNERS' DISCRETION.



2 FFE PLAN (LEFT&RIGHT)
3/8" = 1'-0"



1 ARCHITECTURAL PLAN
3/8" = 1'-0"

- REFERENCE NOTES**
- A. REFER TO DESIGN STANDARDS, "GUESTROOMS" CHAPTER, FOR MAIN REQUIREMENTS RELATED TO THIS ARCHITECT IS RESPONSIBLE FOR DESIGNING PROJECT IN ACCORDANCE WITH THE ENTIRE DESIGN STANDARDS.
 - B. REFER TO ELECTRICAL SECTION OF BPM FOR SWITCHTYPE AND COVER.
- GENERAL NOTES**
1. DIMENSIONS ARE TO FACE OF PARTITION UNLESS NOTED OTHERWISE. HOLD MINIMUM CLEAR DIMENSIONS
 2. ELECTRICAL OUTLETS SHOWN ON ELEC/ PLUMBING/ MECH PLAN AND ON ELEVATIONS ARE FOR DEVICES AND FIXTURES SPECIFIED. ADDITIONAL OUTLETS MAY BE REQUIRED BY LOCAL BUILDING CODES
 3. ALL DUPLEX RECEPTACLES TO BE INSTALLED @ 18" AFF UNO TYP.
 4. ALL ELECTRICAL DIMENSIONS ARE TO THE CENTERLINE UNLESS NOTED OTHERWISE
 5. G.C. TO PROVIDE BLOCKING AND / OR STRAPPING FOR ALL ITEMS ATTACHED TO WALLS OR MOUNTED TO CEILING ARCHITECT OF RECORD TO REVIEW
 6. LOCATE STEAMER CONVENIENCE OUTLET ADJACENT TO WARDROBE AT 30" AFF
 7. WARDROBE AND SCREEN WALL BASE PLATE SHALL BE MOUNTED PRIOR TO LVT, DRILLING THROUGH LVT WILL VOID MANUFACTURER WARRANTY
 8. ALL GUEST FACING WALLS SHALL BE LEVEL 5, EGSHELL FINISH
 9. INDICATE TAG FOR EL-001 LEGRAND OUTLET AT BANQUETTE AT 36" AFF
 10. LOCATE SWITCH FOR SCONCE X-300 ABOVE THE LEGRAND SPECIALTY POWER OUTLET
 11. RED CORD AT LIGHT FIXTURE X-301 AND X-302 SHALL BE INTENTIONALLY EXPOSED APPROXIMATELY 3"
 12. ROLLER SHADE SHALL INCLUDE 'BINARY TWEED' GRAPHIC PRINT, CONTACT VQC VENDOR FOR GRAPHICS

CRITERIA NOTES

CRITERIA NOTES ARE SHOWN CATEGORIZED BY DISCIPLINE AND SHOULD BE INTERPRETED TO APPLY TO MORE THAN ONE DISCIPLINE. FOR EFFICIENCY, NOTES ARE ONLY SHOWN UNDER ONE PREDOMINANT DISCIPLINE. CONSULTANTS SHOULD FAMILIARIZE THEMSELVES WITH ALL CRITERIA NOTES.


A0 ARCHITECTURAL

- A99 PROVIDE BLOCKING TO SECURE UPHOLSTERED PANEL.
- A100 FFE SCREEN TO BE SECURED TO FLOOR AND STRUCTURE ABOVE
- A101 PROVIDE BLOCKING IN WALL

ID0 INTERIOR DESIGN

- ID2 OWNER FURNISHED COFFEE MAKER
- ID8 SPECIFIED LVT/CARPET TILE INSET SYSTEM DOES NOT REQUIRE A TRANSITION STRIP BETWEEN LVT AND LVT FLOORING UNDERLAYMENT WILL BE INSTALLED UNDER LVT AND CARPET TILE FLOORING.
- ID22 OWNER FURNISHED SAFE
- ID35 PROVIDE MOTORIZED DRAPERY IN ACCESSIBLE ROOMS.
- ID39 PROVIDE BLACK RECEPTACLE AND SWITCH PLATES WHEN ON ACCENT WALL.
- ID40 COORDINATE OUTLET PLACEMENT WITH BED LOCATION.
- ID43 REFER TO THE ALOFT WINDOW TREATMENT PACKAGE FOR ROLLER SHADE SPECIFICATIONS.
- ID46 REFER TO INTERIOR DESIGN SPECIFICATIONS MANUAL FOR MOUNTING HEIGHT AND FOR INSTALLATION DIAGRAMS. CONTACT MANUFACTURER FOR ADDITIONAL INFORMATION.

NO.	DESCRIPTION	DATE	BY
-	ISSUED FOR DEMOLITION	06/09/17	MV
-	ISSUED TO FRANCHISE	06/09/17	MV
-	ISSUED FOR BID (ID ONLY)	07/21/17	MV
-	ISSUED TO FRANCHISE	08/17/17	MV
-	ISSUED FOR PERMIT	08/04/17	MV
-	FOR FINAL APPROVAL	10/02/17	MV
-	ISSUED FOR PERMIT	11/28/17	MV
-	RE-ISSUED FOR PERMIT	03/07/18	AN
-	REV. DETAILS ON A700.2	06/04/18	AVK
-	RE-90% FRANCHISE COMMENTS	06/04/18	AVK



ARCHITECTURE
URBAN PLANNING
INTERIORS
HOTELS/ HOUSING/ MIXED USE
1800.630.3750
CA-SERVICES
ca@mwtusa.com / 1800.717.5816



WARNING
IT IS A VIOLATION OF THE LAW FOR ANY PERSON, UNLESS ACTING UNDER THE DIRECTION OF THE ARCHITECT, TO ALTER OR REPRODUCE THESE DRAWINGS IN ANY WAY.

ALOFT
MEMPHIS
DOWNTOWN

63 NORTH B.B. KING BLVD.
MEMPHIS, TENNESSEE 38103

PROJECT NO.: 16 006
DATE: 04-12-2019
DRAWN BY: EF/RW
CHKD. BY: MWT

ENLARGED
RM#4 KING ADA
PLANS & DETAILS
SHEET ID454.1

IMPORTANT NOTICE TO ALL CONTRACTORS AND OR SUBCONTRACTORS: (COMPLETE BUILDING SYSTEMS AND OR INSTALLATIONS)

1. IF AWARDED A CONTRACT FOR ANY PORTION OF WORK NEEDED TO COMPLETE THIS PROJECT YOU ARE AGREEING TO THE FOLLOWING TERMS:
2. YOU ARE A QUALIFIED CONTRACTOR AND OR SUBCONTRACTOR SPECIFICALLY IN PROVIDING A COMPLETE TURNKEY SERVICE IN YOUR TRADE OR PROFESSION FOR THE TYPE OF WORK AND SCOPE FOR THIS PROJECT.
3. YOU AGREE TO PROVIDE A COMPLETE DESIGN-BUILD SOLUTION BASED ON THE ARCHITECT'S INTENDED DESIGN FOR THIS PROJECT.
4. YOUR BID INCLUDED ALL THE STEPS, PROCESSES, MATERIALS, PRODUCTS, GOVERNING PERMITS AND APPROVALS NECESSARY TO PROVIDE A COMPLETED AND WARRANTED SYSTEM ON INSTALLATION THAT DOES NOT REQUIRE ANOTHER CONTRACTOR OR PRODUCT TO COMPLETE YOUR SCOPE OF WORK.
5. YOUR BID MUST HAVE INCLUDED ANY DESIGN INFORMATION REFERENCED WITHIN ANY CIVIL, ARCHITECTURAL, STRUCTURAL, MECHANICAL, ELECTRICAL AND OR PLUMBING DRAWINGS. ALSO NOTE THESE DRAWINGS ARE SCHEMATIC AND ARE INTENDED TO SHOW ONLY BASIC CONCEPTS AND GENERAL INFORMATION TO PROVIDE A COMPLETE SYSTEM INSTALLATION WHETHER SUGGESTED ON THE DRAWINGS OR NOT.
6. AS AN EXAMPLE: ITEMS AND OR TASKS LIKE: FIRE CALLS, DRAFT STOPS, FASTENERS, ANCHORS, EMBEDMENTS, DUMPSTERS, DEBRIS CLEAN UP, ETC. ARE YOUR RESPONSIBILITY. ANY WORK NOT COMPLETED IN A TIMELY MANNER, OR INCOMPLETE WORK WILL BE BILLED BACK TO THE CONTRACTOR AND OR SUBCONTRACTOR, AT THE OWNERS' DISCRETION.

- REFERENCE NOTES**
- REFER TO DESIGN STANDARDS, "GUESTROOMS" CHAPTER, FOR MAIN REQUIREMENTS RELATED TO THIS ARCHITECT IS RESPONSIBLE FOR DESIGNING PROJECT IN ACCORDANCE WITH THE ENTIRE DESIGN STANDARDS.
 - REFER TO ELECTRICAL SECTION OF BPM FOR SWITCHTYPE AND COVER.
- GENERAL NOTES**
- DIMENSIONS ARE TO FACE OF PARTITION UNLESS NOTED OTHERWISE. HOLD MINIMUM CLEAR DIMENSIONS
 - ELECTRICAL OUTLETS SHOWN ON ELEC/ PLUMBING/ MECH PLAN AND ON ELEVATIONS ARE FOR DEVICES AND FIXTURES SPECIFIED. ADDITIONAL OUTLETS MAY BE REQUIRED BY LOCAL BUILDING CODES
 - ALL DUPLEX RECEPTACLES TO BE INSTALLED @ 18" AFF UNO TYP.
 - ALL ELECTRICAL DIMENSIONS ARE TO THE CENTERLINE UNLESS NOTED OTHERWISE
 - G.C. TO PROVIDE BLOCKING AND / OR STRAPPING FOR ALL ITEMS ATTACHED TO WALLS OR MOUNTED TO CEILING ARCHITECT OF RECORD TO REVIEW
 - LOCATE STEAMER CONVENIENCE OUTLET ADJACENT TO WARDROBE AT 30" AFF
 - WARDROBE AND SCREEN WALL BASE PLATE SHALL BE MOUNTED PRIOR TO LVT, DRILLING THROUGH LVT WILL VOID MANUFACTURER WARRANTY
 - ALL GUEST FACING WALLS SHALL BE LEVEL 5, EGSHELL FINISH
 - INDICATE TAG FOR EL-001 LEGRAND OUTLET AT BANQUETTE AT 36" AFF
 - LOCATE SWITCH FOR SCONCE X-300 ABOVE THE LEGRAND SPECIALTY POWER OUTLET
 - RED CORD AT LIGHT FIXTURE X-301 AND X-302 SHALL BE INTENTIONALLY EXPOSED APPROXIMATELY 3"
 - ROLLER SHADE SHALL INCLUDE 'BINARY TWEED' GRAPHIC PRINT, CONTACT VQC VENDOR FOR GRAPHICS

NO.	DESCRIPTION	DATE	BY
-	ISSUED FOR DEMOLITION	06/09/17	MV
-	ISSUED TO FRANCHISE	06/09/17	MV
-	ISSUED FOR BID (ID ONLY)	07/21/17	MV
-	ISSUED TO FRANCHISE	08/17/17	MV
-	ISSUED FOR PERMIT	08/04/17	MV
-	FOR FINAL APPROVAL	10/02/17	MV
-	ISSUED FOR PERMIT	11/28/17	MV
-	RE-ISSUED FOR PERMIT	03/07/18	AN
-	REV. DETAILS ON A700.2	06/04/18	AVK
-	RE-90% FRANCHISE COMMENTS	06/04/18	AVK


- CRITERIA NOTES**
- CRITERIA NOTES ARE SHOWN CATEGORIZED BY DISCIPLINE AND COULD BE INTERPRETED TO APPLY TO MORE THAN ONE DISCIPLINE. FOR EFFICIENCY, NOTES ARE ONLY SHOWN UNDER ONE PREDOMINANT DISCIPLINE. CONSULTANTS SHOULD FAMILIARIZE THEMSELVES WITH ALL CRITERIA NOTES.

A0 ARCHITECTURAL


- A99 PROVIDE BLOCKING TO SECURE UPHOLSTERED PANEL.
 A100 FFE SCREEN TO BE SECURED TO FLOOR AND STRUCTURE ABOVE
 A101 PROVIDE BLOCKING IN WALL

ID0 INTERIOR DESIGN

- ID2 OWNER FURNISHED COFFEE MAKER
 ID8 SPECIFIED LVT/CARPET TILE INSET SYSTEM DOES NOT REQUIRE A TRANSITION STRIP BETWEEN LVT AND LVT FLOORING UNDERLAYMENT WILL BE INSTALLED UNDER LVT AND CARPET TILE FLOORING.
 ID22 OWNER FURNISHED SAFE
 ID35 PROVIDE MOTORIZED DRAPERY IN ACCESSIBLE ROOMS.
 ID39 PROVIDE BLACK RECEPTACLE AND SWITCH PLATES WHEN ON ACCENT WALL.
 ID40 COORDINATE OUTLET PLACEMENT WITH BED LOCATION.
 ID43 REFER TO THE ALOFT WINDOW TREATMENT PACKAGE FOR ROLLER SHADE SPECIFICATIONS.
 ID46 REFER TO INTERIOR DESIGN SPECIFICATIONS MANUAL FOR MOUNTING HEIGHT AND FOR INSTALLATION DIAGRAMS. CONTACT MANUFACTURER FOR ADDITIONAL INFORMATION.



ARCHITECTURE
 URBAN PLANNING
 INTERIORS
 HOTELS/ HOUSING/ MIXED USE
 1800.630.3750
 CA-SERVICES
 ca@mwtusa.com / 1800.717.5816



WARNING
 IT IS A VIOLATION OF THE LAW FOR ANY PERSON, UNLESS ACTING UNDER THE DIRECTION OF THE ARCHITECT, TO ALTER OR REPRODUCE THESE DRAWINGS IN ANY WAY.

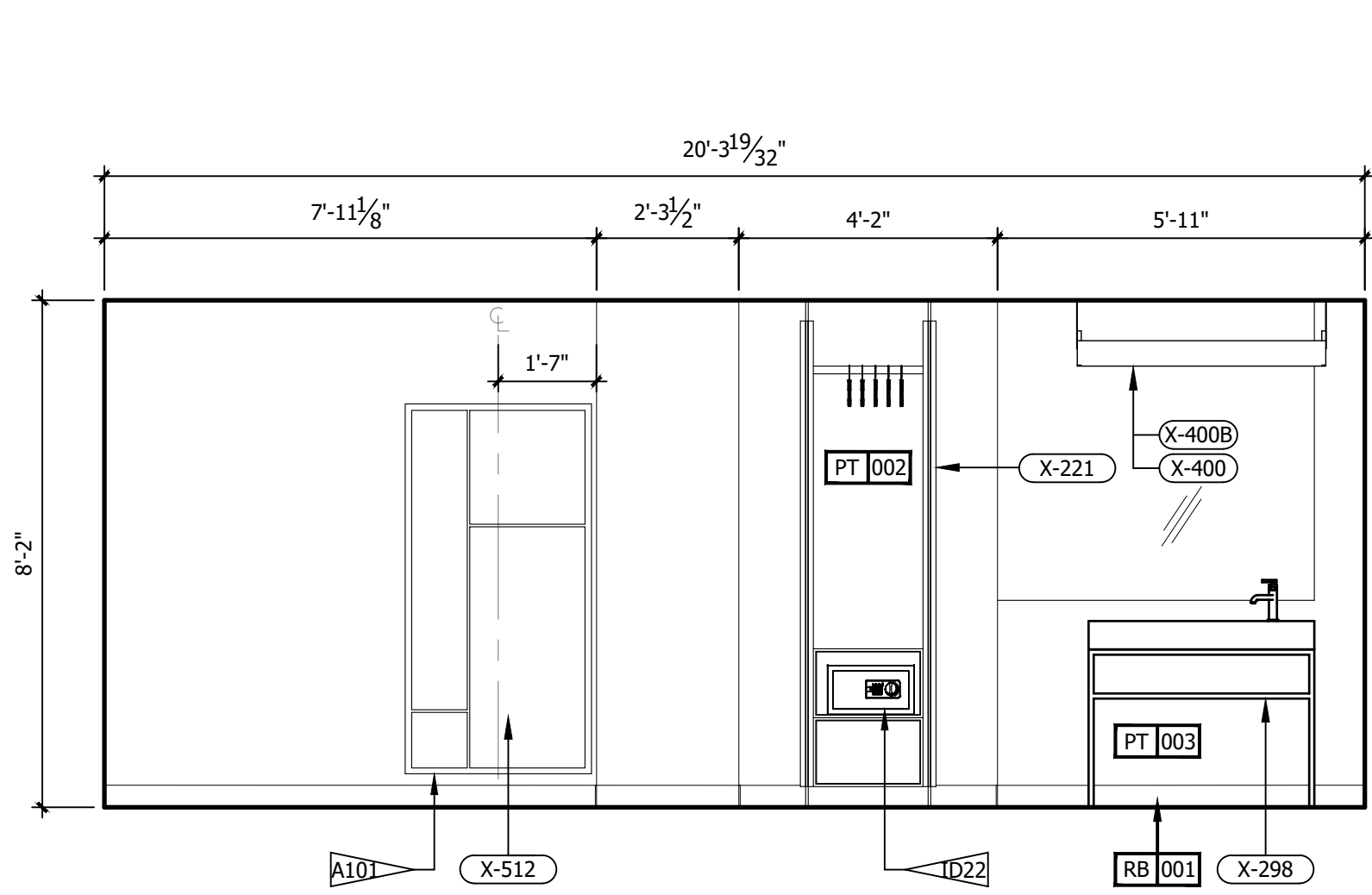
ALOFT
 MEMPHIS
 DOWNTOWN
 63 NORTH B.B. KING BLVD.
 MEMPHIS, TENNESSEE 38103

PROJECT NO.: 16 006
 DATE: 04-12-2019
 DRAWN BY: EF/RW
 CHKD. BY: MWT

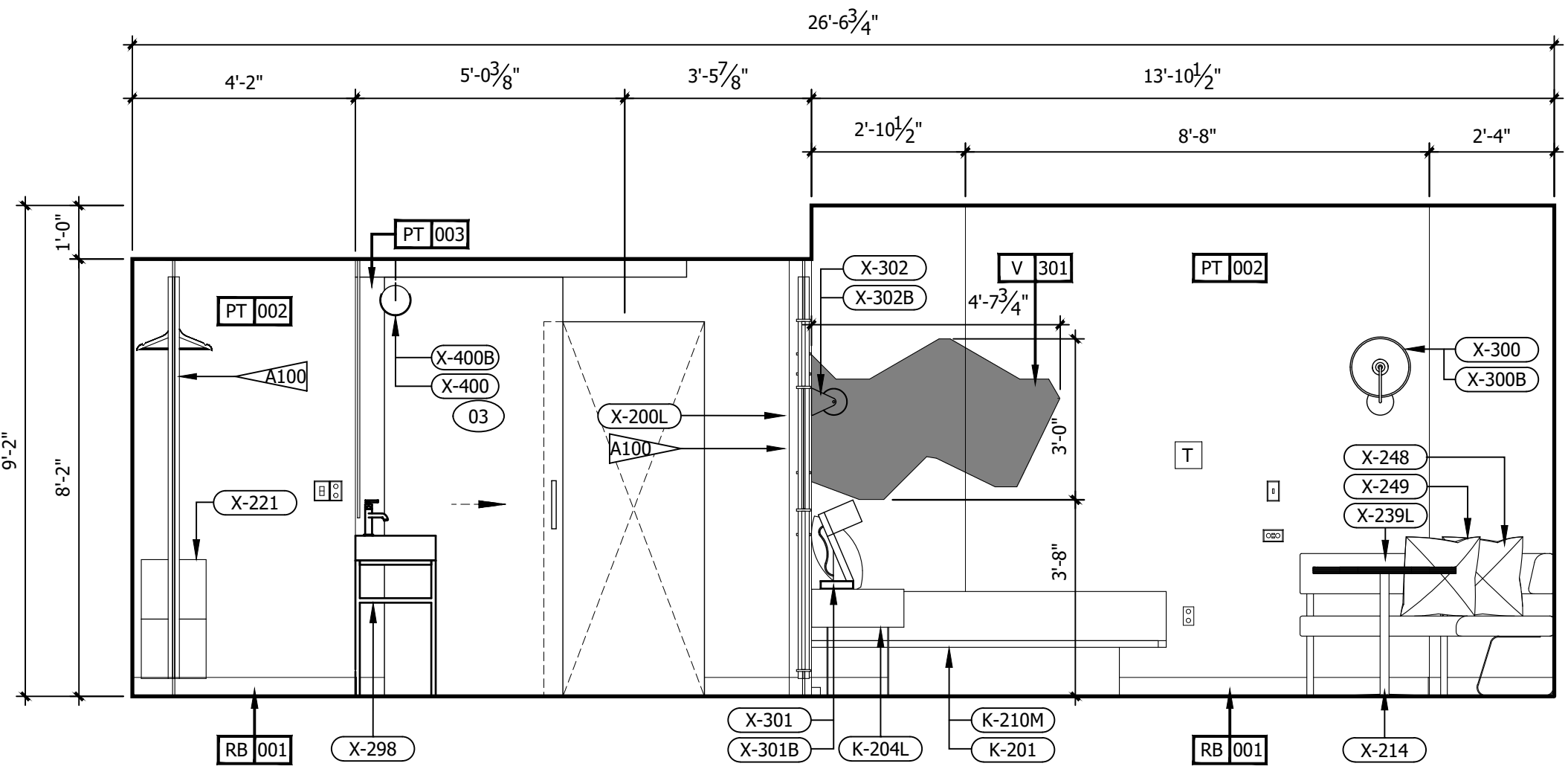
ENLARGED
 RM#4 KING ADA
 PLANS & DETAILS
 SHEET ID454.2

IMPORTANT NOTICE TO ALL CONTRACTORS AND OR SUBCONTRACTORS: (COMPLETE BUILDING SYSTEMS AND OR INSTALLATIONS)

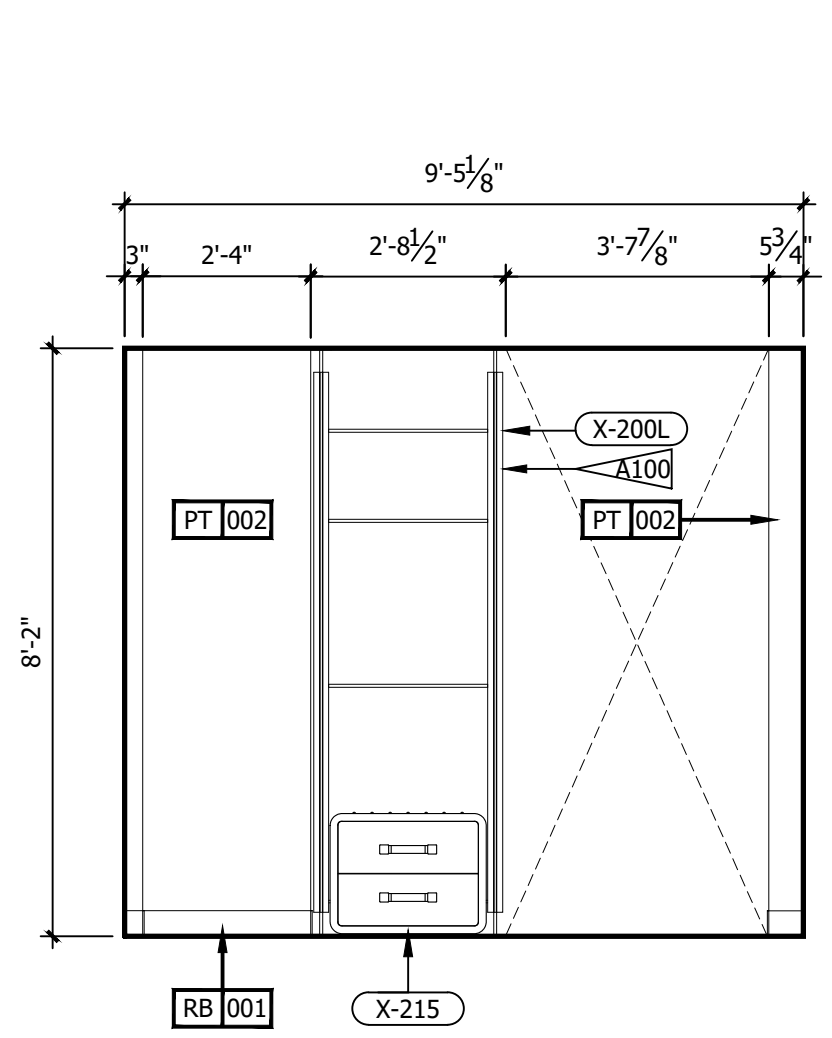
- IF AWARDED A CONTRACT FOR ANY PORTION OF WORK NEEDED TO COMPLETE THIS PROJECT YOU ARE AGREEING TO THE FOLLOWING TERMS:
- YOU ARE A QUALIFIED CONTRACTOR AND OR SUBCONTRACTOR SPECIFICALLY IN PROVIDING A COMPLETE TURNKEY SERVICE IN YOUR TRADE OR PROFESSION FOR THE TYPE OF WORK AND SCOPE FOR THIS PROJECT.
- YOU AGREE TO PROVIDE A COMPLETE DESIGN-BUILD SOLUTION BASED ON THE ARCHITECT'S INTENDED DESIGN FOR THIS PROJECT.
- YOUR BID INCLUDED ALL THE STEPS, PROCESSES, MATERIALS, PRODUCTS, GOVERNING PERMITS AND APPROVALS NECESSARY TO PROVIDE A COMPLETED AND WARRANTED SYSTEM OR INSTALLATION THAT DOES NOT REQUIRE ANOTHER CONTRACTOR OR PRODUCT TO COMPLETE YOUR SCOPE OF WORK.
- YOUR BID MUST HAVE INCLUDED ANY DESIGN INFORMATION REFERENCED WITHIN ANY CIVIL, ARCHITECTURAL, STRUCTURAL, MECHANICAL, ELECTRICAL AND OR PLUMBING DRAWINGS. ALSO NOTE THESE DRAWINGS ARE SCHEMATIC AND ARE INTENDED TO SHOW ONLY BASIC CONCEPTS AND GENERAL INFORMATION THE COMPLETION OF YOUR WORK MAY INCLUDE OTHER STEPS, PROCESSES, MATERIALS, PRODUCTS, LABOR, GOVERNING PERMITS AND OR APPROVALS NECESSARY TO PROVIDE A COMPLETE SYSTEM INSTALLATION WHETHER SUGGESTED ON THE DRAWINGS OR NOT.
- AS AN EXAMPLE: ITEMS AND OR TASKS LIKE: FIRE CALLS, DRAFT STOPS, FASTENERS, ANCHORS, EMBEDMENTS, DUMPSTERS, DEBRIS CLEAN UP, ETC. ARE YOUR RESPONSIBILITY. ANY WORK NOT COMPLETED IN A TIMELY MANNER, OR INCOMPLETE WORK WILL BE BILLED BACK TO THE CONTRACTOR AND OR SUBCONTRACTOR, AT THE OWNERS' DISCRETION.



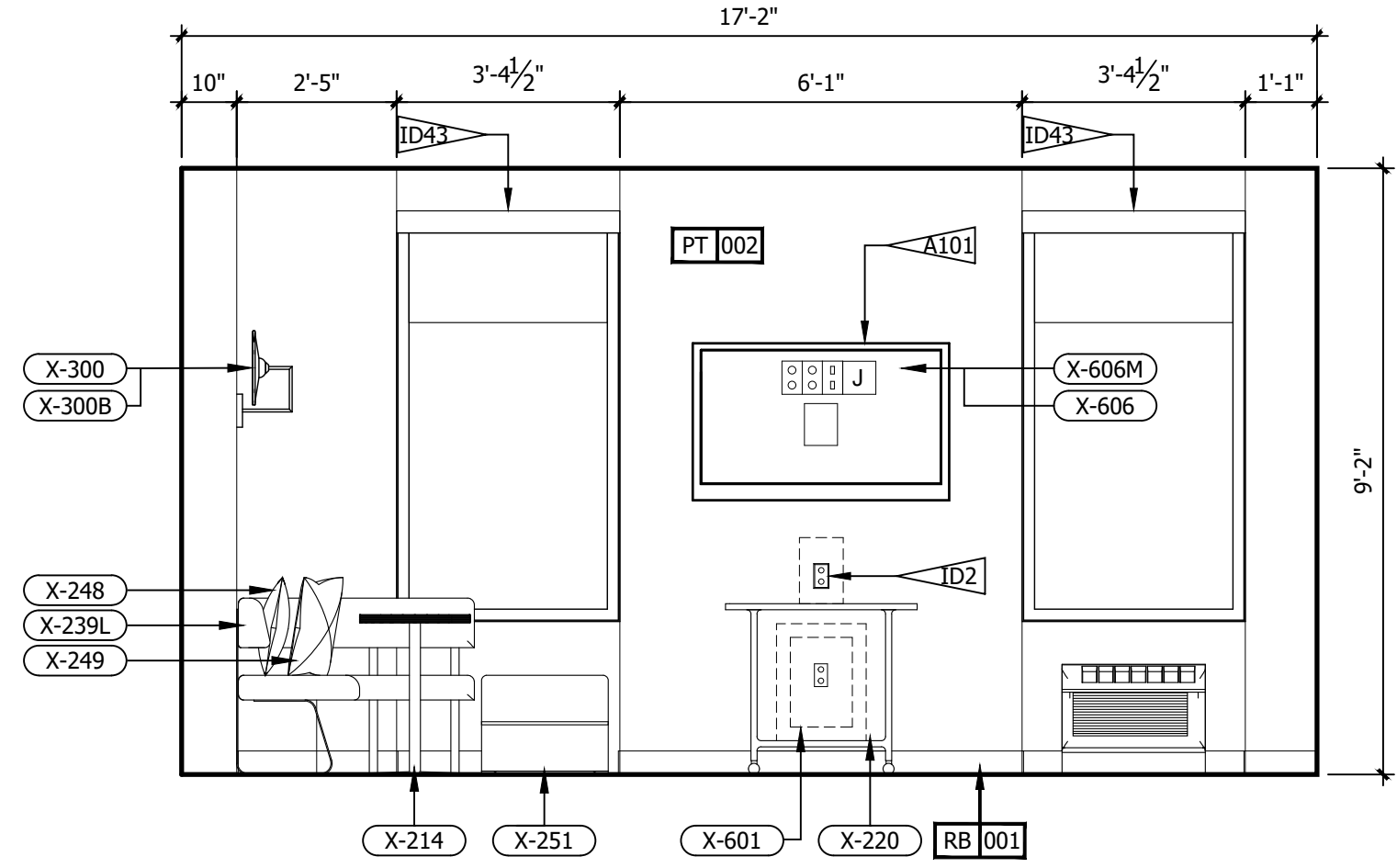
D ROOM ELEVATION
 3/8" = 1'-0"



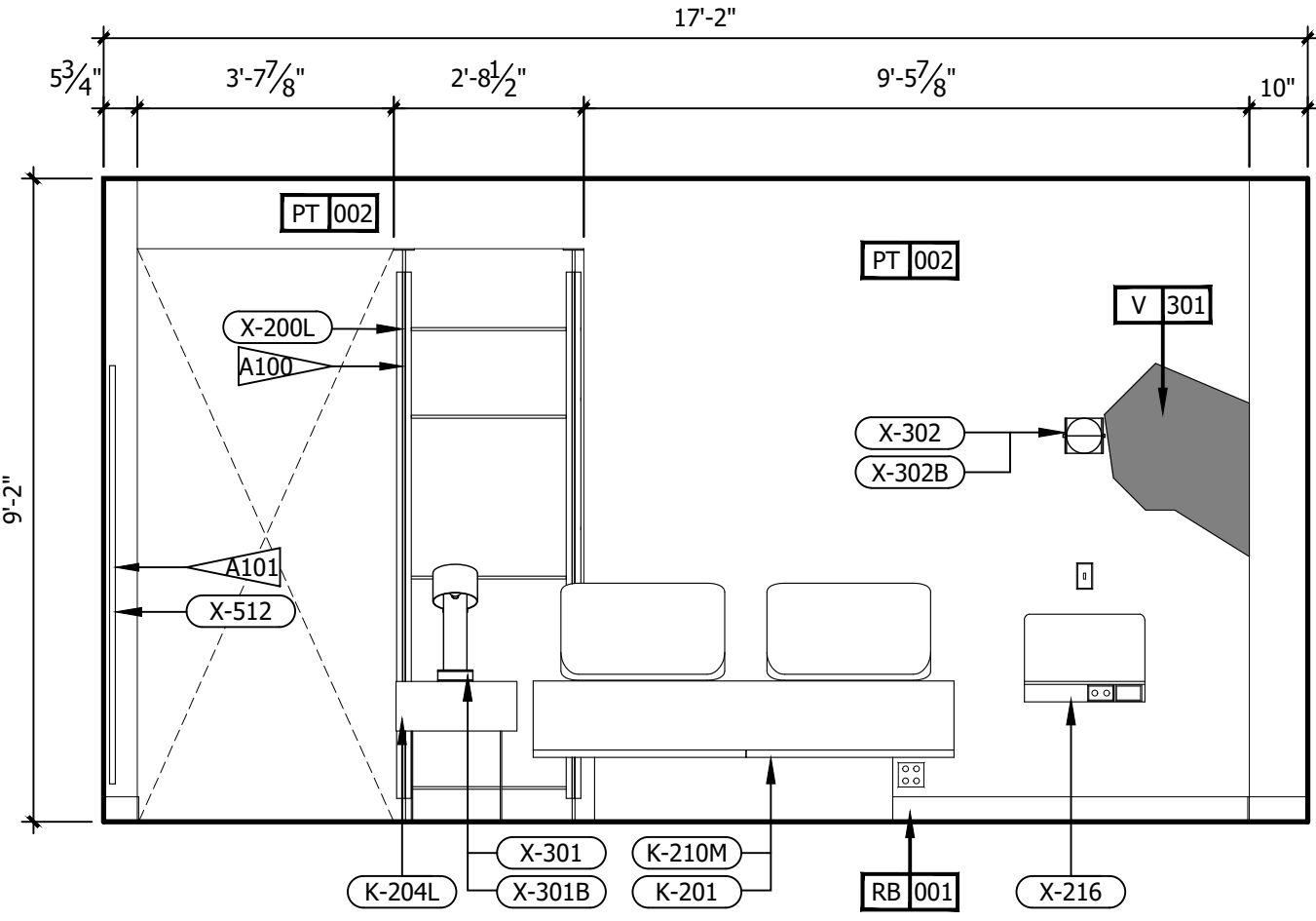
E ROOM ELEVATION
 3/8" = 1'-0"



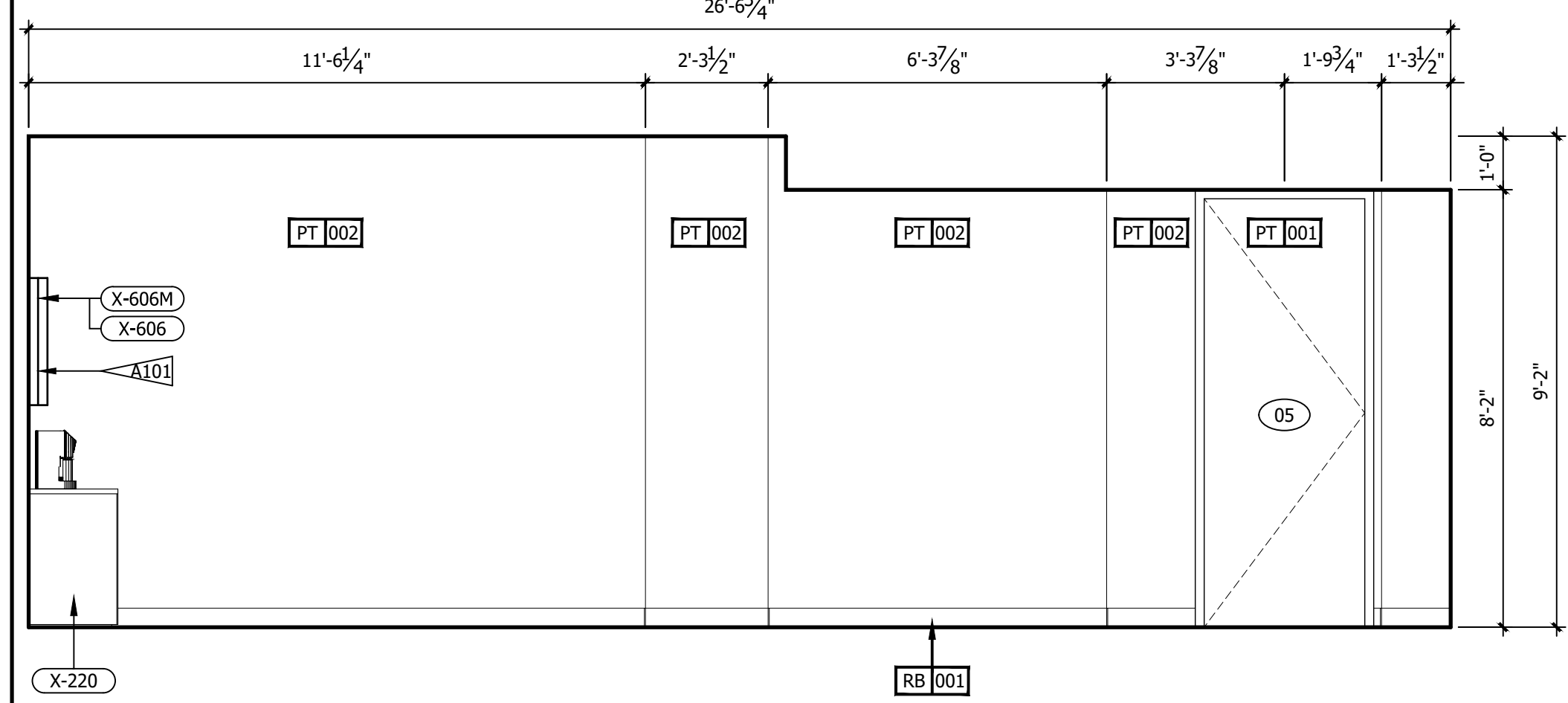
F ROOM ELEVATION
 3/8" = 1'-0"



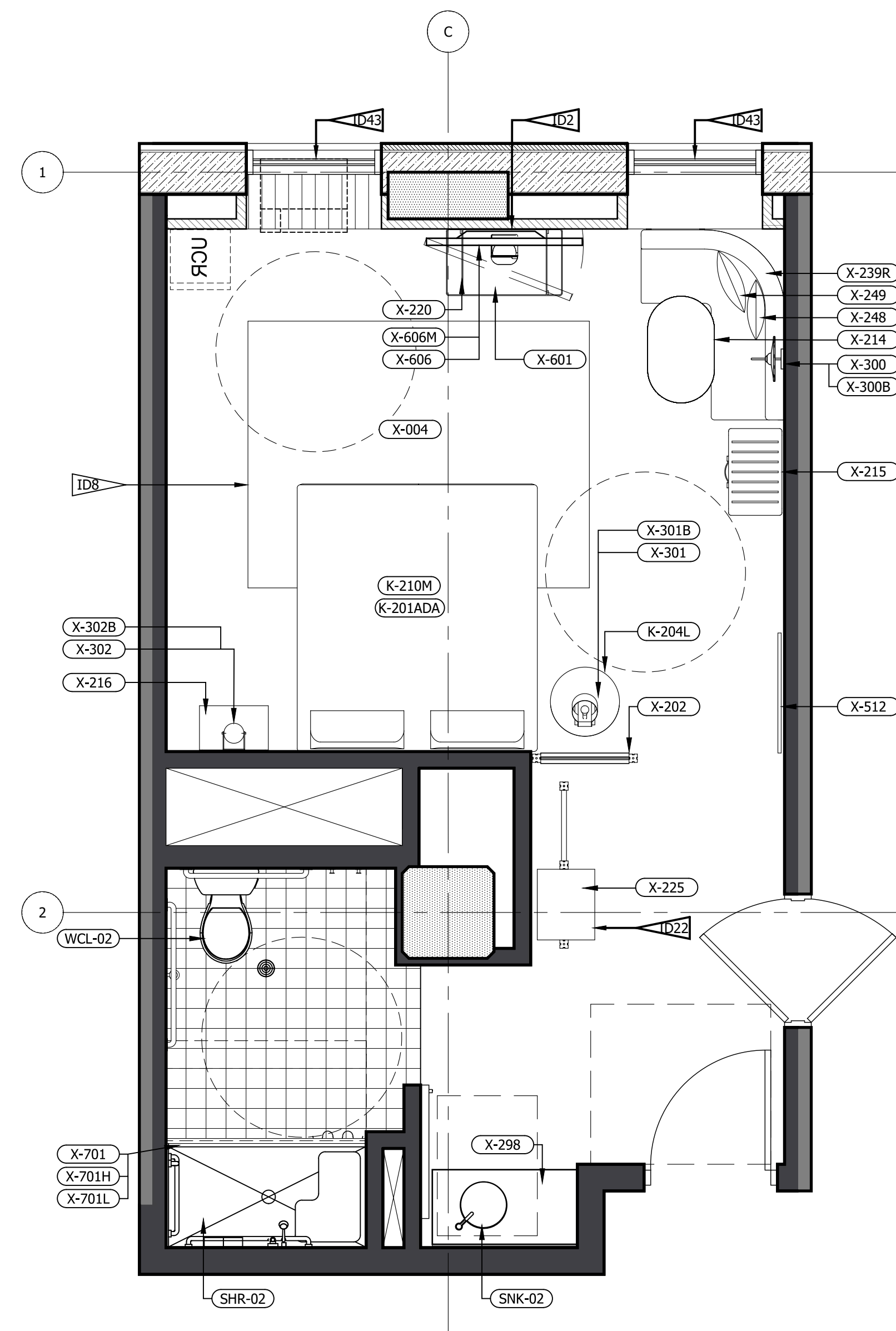
A ROOM ELEVATION
 3/8" = 1'-0"



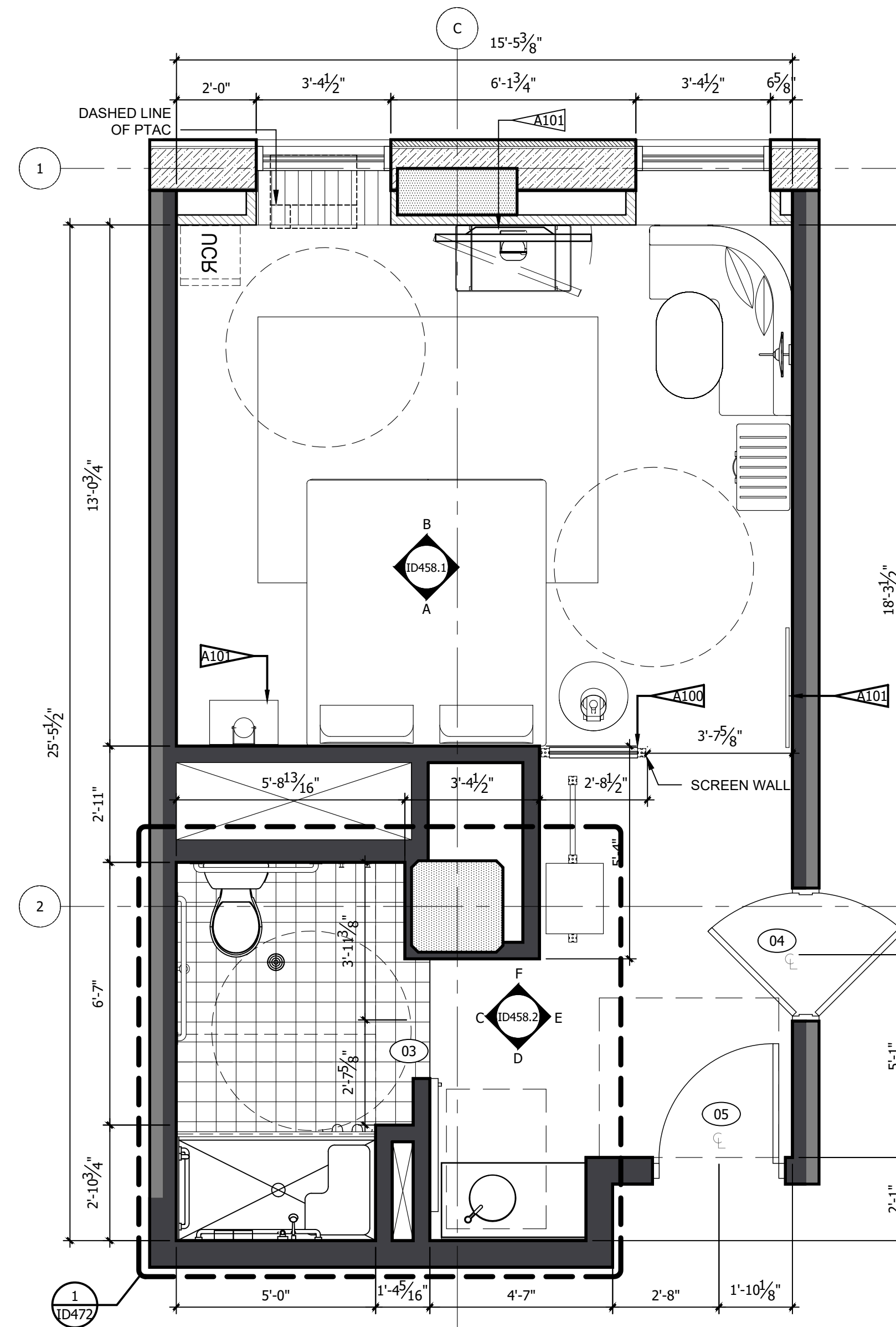
B ROOM ELEVATION
 3/8" = 1'-0"



C ROOM ELEVATION
 3/8" = 1'-0"



2 FFE PLAN (LEFT&RIGHT)
3/8" = 1'-0"



1 ARCHITECTURAL PLAN
3/8" = 1'-0"

REFERENCE NOTES	
A.	REFER TO DESIGN STANDARDS, "GUESTROOMS" CHAPTER, FOR MAIN REQUIREMENTS RELATED TO THIS ARCHITECT IS RESPONSIBLE FOR DESIGNING PROJECT IN ACCORDANCE WITH THE ENTIRE DESIGN STANDARDS.
B.	REFER TO ELECTRICAL SECTION OF BPM FOR SWITCHTYPE AND COVER.

GENERAL NOTES	
1.	DIMENSIONS ARE TO FACE OF PARTITION UNLESS NOTED OTHERWISE. HOLD MINIMUM CLEAR DIMENSIONS
2.	ELECTRICAL OUTLETS SHOWN ON ELEC/ PLUMBING/ MECH PLAN AND ON ELEVATIONS ARE FOR DEVICES AND FIXTURES SPECIFIED. ADDITIONAL OUTLETS MAY BE REQUIRED BY LOCAL BUILDING CODES
3.	ALL DUPLEX RECEPTACLES TO BE INSTALLED @ 18" AFF UNO TYP.
4.	ALL ELECTRICAL DIMENSIONS ARE TO THE CENTERLINE UNLESS NOTED OTHERWISE
5.	G.C. TO PROVIDE BLOCKING AND / OR STRAPPING FOR ALL ITEMS ATTACHED TO WALLS OR MOUNTED TO CEILING ARCHITECT OF RECORD TO REVIEW
6.	LOCATE STEAMER CONVENIENCE OUTLET ADJACENT TO WADROBE AT 30" AFF
7.	WADROBE AND SCREEN WALL BASE PLATE SHALL BE MOUNTED PRIOR TO LVT, DRILLING THROUGH LVT WILL VOID MANUFACTURER WARRANTY
8.	ALL GUEST FACING WALLS SHALL BE LEVEL 5, EGSHELL FINISH
9.	INDICATE TAG FOR EL-001 LEGRAND OUTLET AT BANQUETTE AT 36" AFF
10.	LOCATE SWITCH FOR SCONCE X-300 ABOVE THE LEGRAND SPECIALTY POWER OUTLET
11.	RED CORD AT LIGHT FIXTURE X-301 AND X-302 SHALL BE INTENTIONALLY EXPOSED APPROXIMATELY 3"
12.	ROLLER SHADE SHALL INCLUDE 'BINARY TWEED' GRAPHIC PRINT, CONTACT VQC VENDOR FOR GRAPHICS

CRITERIA NOTES	
CRITERIA NOTES ARE SHOWN CATEGORIZED BY DISCIPLINE AND COULD BE INTERPRETED TO APPLY TO MORE THAN ONE DISCIPLINE. FOR EFFICIENCY, NOTES ARE ONLY SHOWN UNDER ONE PREDOMINANT DISCIPLINE. CONSULTANTS SHOULD FAMILIARIZE THEMSELVES WITH ALL CRITERIA NOTES.	

ARCHITECTURAL	
A99	PROVIDE BLOCKING TO SECURE UPHOLSTERED PANEL.
A100	FFE SCREEN TO BE SECURED TO FLOOR AND STRUCTURE ABOVE
A101	PROVIDE BLOCKING IN WALL

INTERIOR DESIGN	
ID2	OWNER FURNISHED COFFEE MAKER
ID8	SPECIFIED LVT/CARPET TILE INSET SYSTEM DOES NOT REQUIRE A TRANSITION STRIP BETWEEN LVT AND LVT FLOORING UNDERLAYMENT WILL BE INSTALLED UNDER LVT AND CARPET TILE FLOORING.
ID22	OWNER FURNISHED SAFE
ID35	PROVIDE MOTORIZED DRAPERY IN ACCESSIBLE ROOMS.
ID39	PROVIDE BLACK RECEPTACLE AND SWITCH PLATES WHEN ON ACCENT WALL.
ID40	COORDINATE OUTLET PLACEMENT WITH BED LOCATION.
ID43	REFER TO THE ALOFT WINDOW TREATMENT PACKAGE FOR ROLLER SHADE SPECIFICATIONS.
ID46	REFER TO INTERIOR DESIGN SPECIFICATIONS MANUAL FOR MOUNTING HEIGHT AND FOR INSTALLATION DIAGRAMS. CONTACT MANUFACTURER FOR ADDITIONAL INFORMATION.

NO.	DESCRIPTION	DATE	BY
-	ISSUED FOR DEMOLITION	06/09/17	MV
-	ISSUED TO FRANCHISE	06/09/17	MV
-	ISSUED FOR BID (ID ONLY)	07/21/17	MV
-	ISSUED TO FRANCHISE	08/17/17	MV
-	ISSUED FOR PERMIT	08/04/17	MV
-	FOR FINAL APPROVAL	10/02/17	MV
-	ISSUED FOR PERMIT	11/28/17	MV
-	RE-ISSUED FOR PERMIT	03/07/18	AN
-	REV. DETAILS ON A700.2	06/04/18	AVK
-	RE-90% FRANCHISE COMMENTS	06/04/18	AVK



ARCHITECTURE
URBAN PLANNING
INTERIORS
HOTELS/ HOUSING/ MIXED USE
1800.630.3750
CA-SERVICES
ca@mwtusa.com / 1800.717.5816



WARNING
IT IS A VIOLATION OF THE LAW FOR ANY PERSON, UNLESS ACTING UNDER THE DIRECTION OF THE ARCHITECT, TO ALTER OR REPRODUCE THESE DRAWINGS IN ANY WAY.

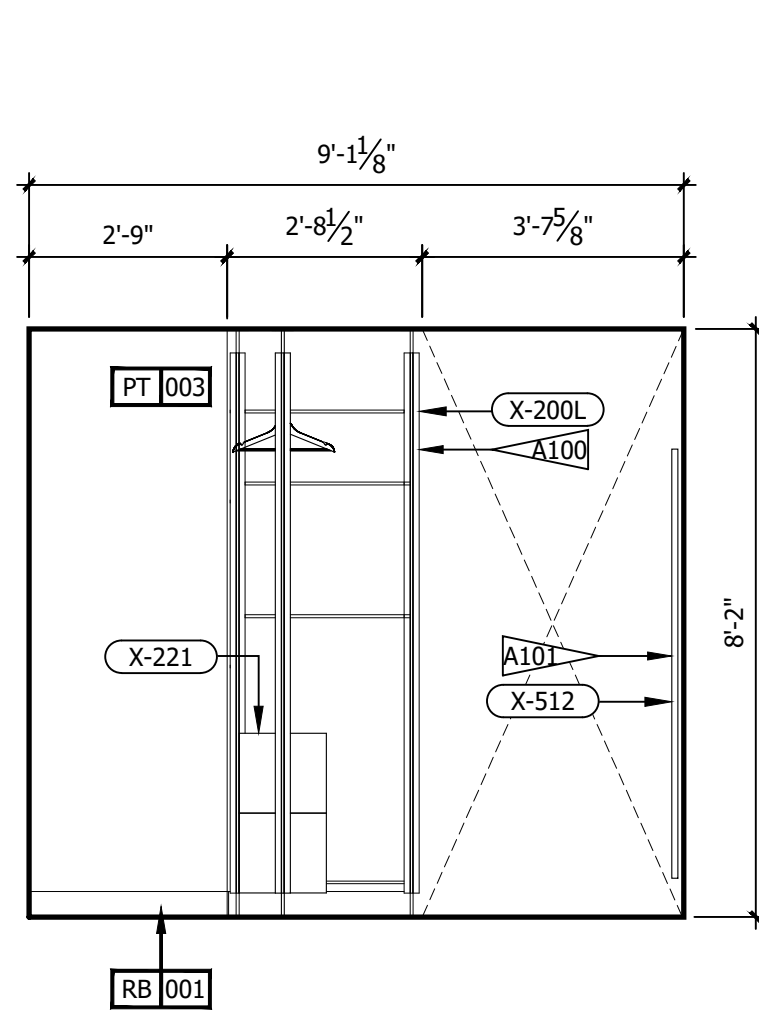
ALOFT
MEMPHIS
DOWNTOWN

63 NORTH B.B. KING BLVD.
MEMPHIS, TENNESSEE 38103

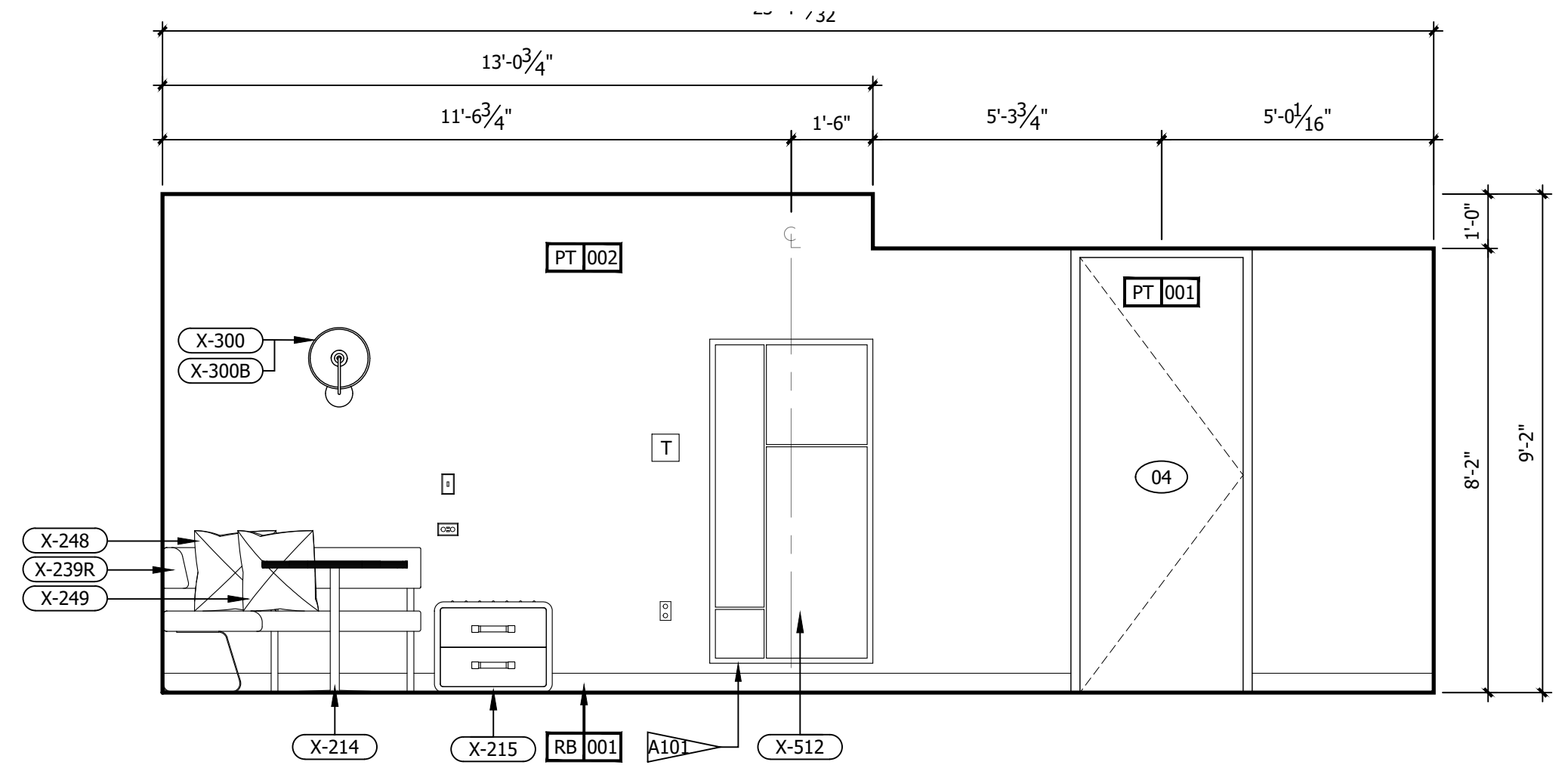
PROJECT NO.: 16 006
DATE: 04-12-2019
DRAWN BY: EFRW
CHKD. BY: MWT

ENLARGED
RM#8 KING ADA (R)
PLANS & DETAILS
SHEET ID458.1

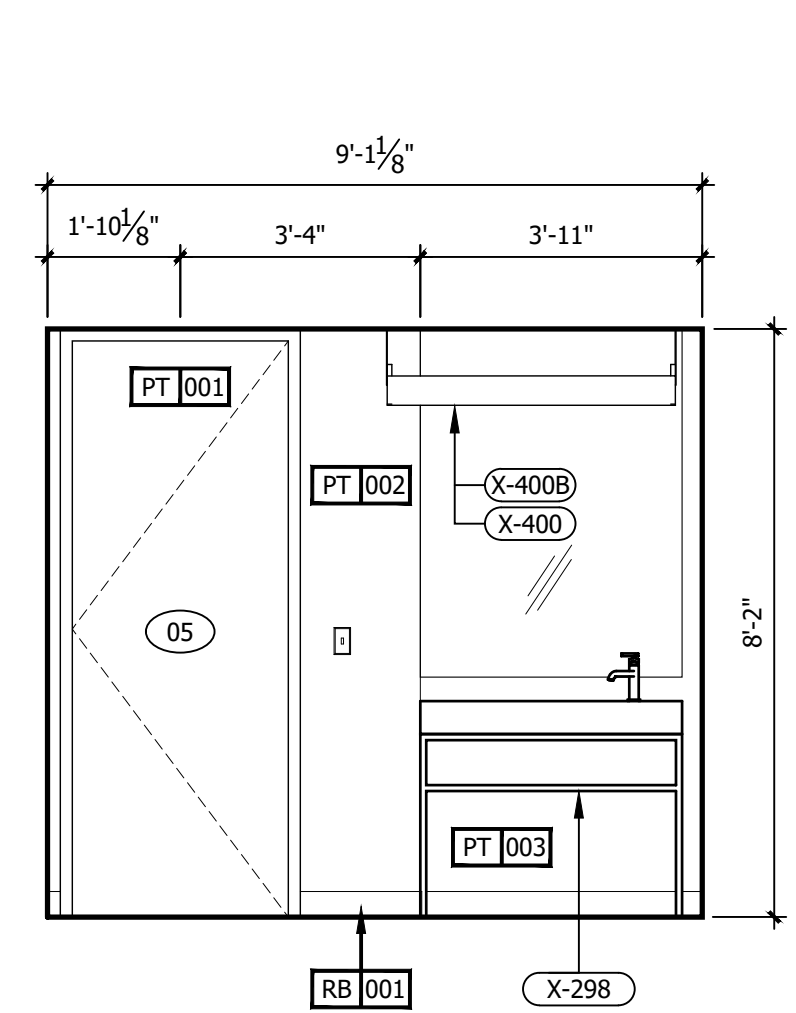
IMPORTANT NOTICE TO ALL CONTRACTORS AND OR SUBCONTRACTORS: (COMPLETE BUILDING SYSTEMS AND OR INSTALLATIONS)
IF AWARDED A CONTRACT FOR ANY PORTION OF WORK NEEDED TO COMPLETE THIS PROJECT YOU ARE AGREEING TO THE FOLLOWING TERMS:
1. YOU ARE A QUALIFIED CONTRACTOR AND OR SUBCONTRACTOR SPECIFICALLY IN PROVIDING A COMPLETE TURNKEY SERVICE IN YOUR TRADE OR PROFESSION FOR THE TYPE OF WORK AND SCOPE FOR THIS PROJECT.
2. YOU AGREE TO PROVIDE A COMPLETE DESIGN BUILD SOLUTION BASED ON THE ARCHITECT'S INTENDED DESIGN FOR THIS PROJECT.
3. YOUR BID INCLUDED ALL THE STEPS, PROCESSES, MATERIALS, PRODUCTS, GOVERNING PERMITS AND APPROVALS NECESSARY TO PROVIDE A COMPLETED AND WARRANTED SYSTEM OR INSTALLATION THAT DOES NOT REQUIRE ANOTHER CONTRACTOR OR PRODUCT TO COMPLETE YOUR SCOPE OF WORK.
4. YOUR BID MUST HAVE INCLUDED ANY DESIGN INFORMATION REFERENCED WITHIN ANY CIVIL, ARCHITECTURAL, STRUCTURAL, MECHANICAL, ELECTRICAL AND OR PLUMBING DRAWINGS. ALSO NOTE THESE DRAWINGS ARE SCHEMATIC AND ARE INTENDED TO SHOW ONLY BASIC CONCEPTS AND GENERAL INFORMATION THE COMPLETION OF YOUR WORK MAY INCLUDE OTHER STEPS, PROCESSES, MATERIALS, PRODUCTS, LABOR, GOVERNING PERMITS AND OR APPROVALS NECESSARY TO PROVIDE A COMPLETE SYSTEM INSTALLATION WHETHER SUGGESTED ON THE DRAWINGS OR NOT.
5. AS AN EXAMPLE: ITEMS AND OR TASKS LIKE: FIRE CALLS, DRAFT STOPS, FASTENERS, ANCHORS, EMBEDMENTS, DUMPSTERS, DEBRIS CLEAN UP, ETC. ARE YOUR RESPONSIBILITY. ANY WORK NOT COMPLETED IN A TIMELY MANNER, OR INCOMPLETE WORK WILL BE BILLED BACK TO THE CONTRACTOR AND OR SUBCONTRACTOR, AT THE OWNERS' DISCRETION.



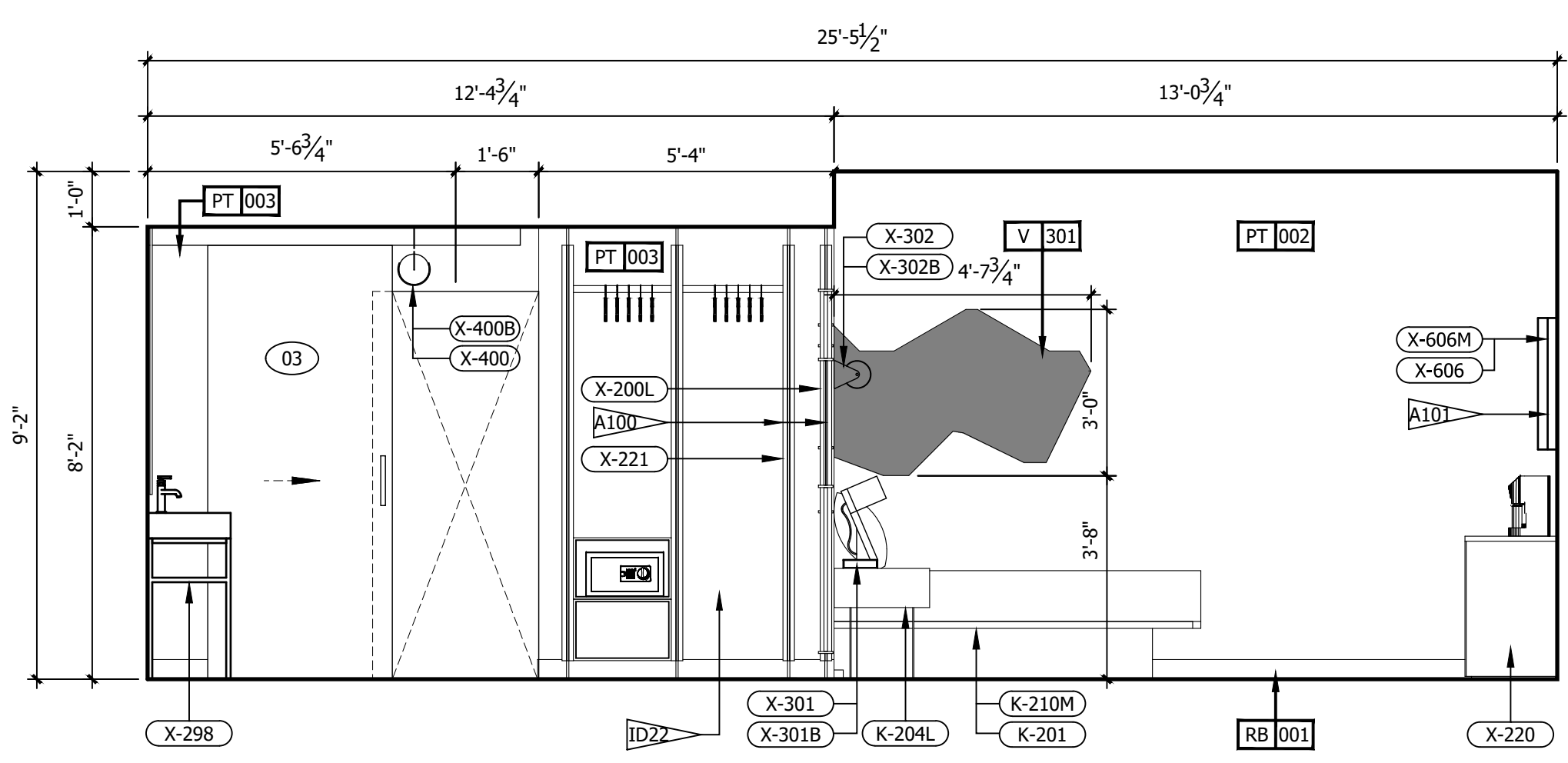
F ROOM ELEVATION
3/8" = 1'-0"



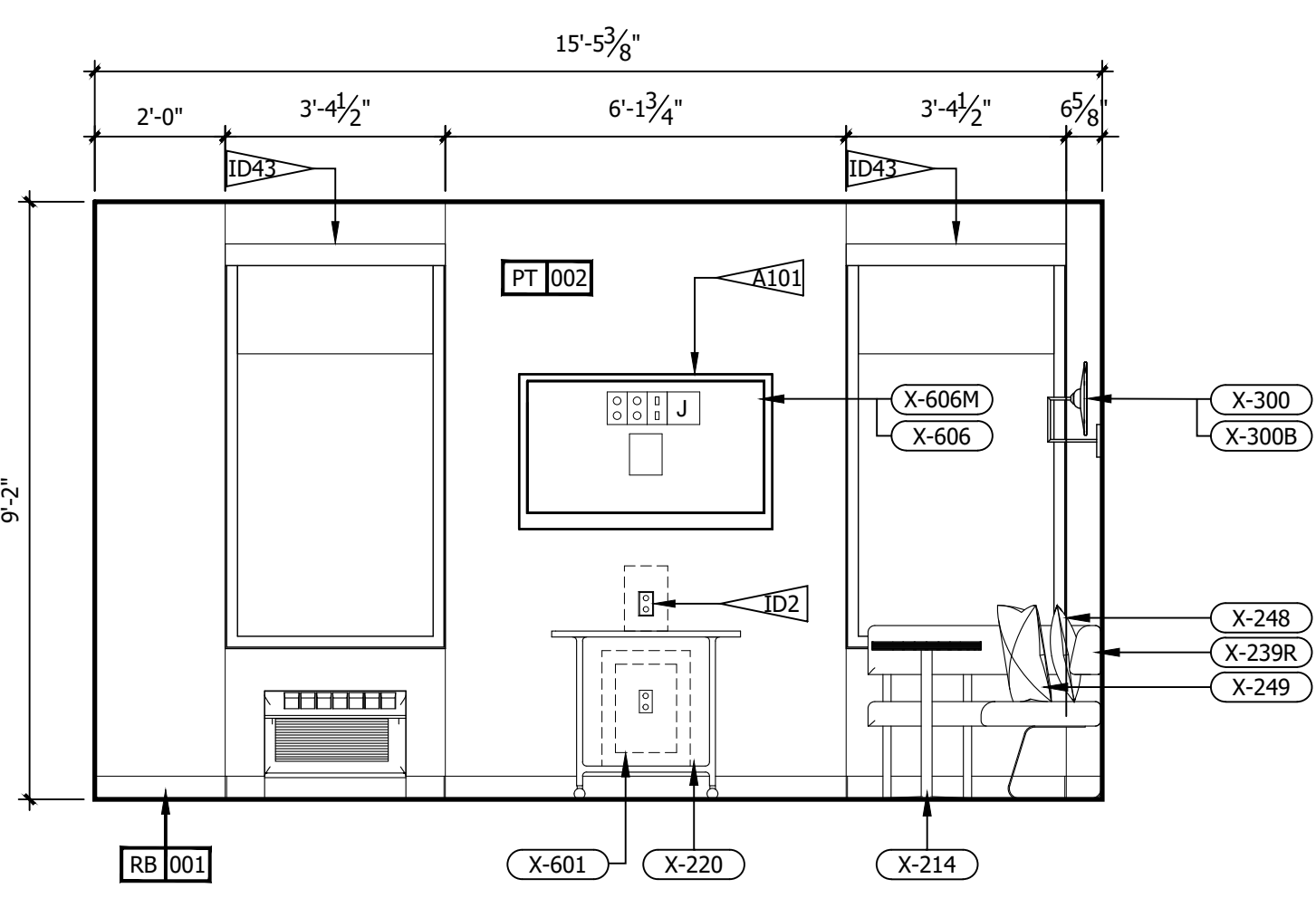
E ROOM ELEVATION
3/8" = 1'-0"



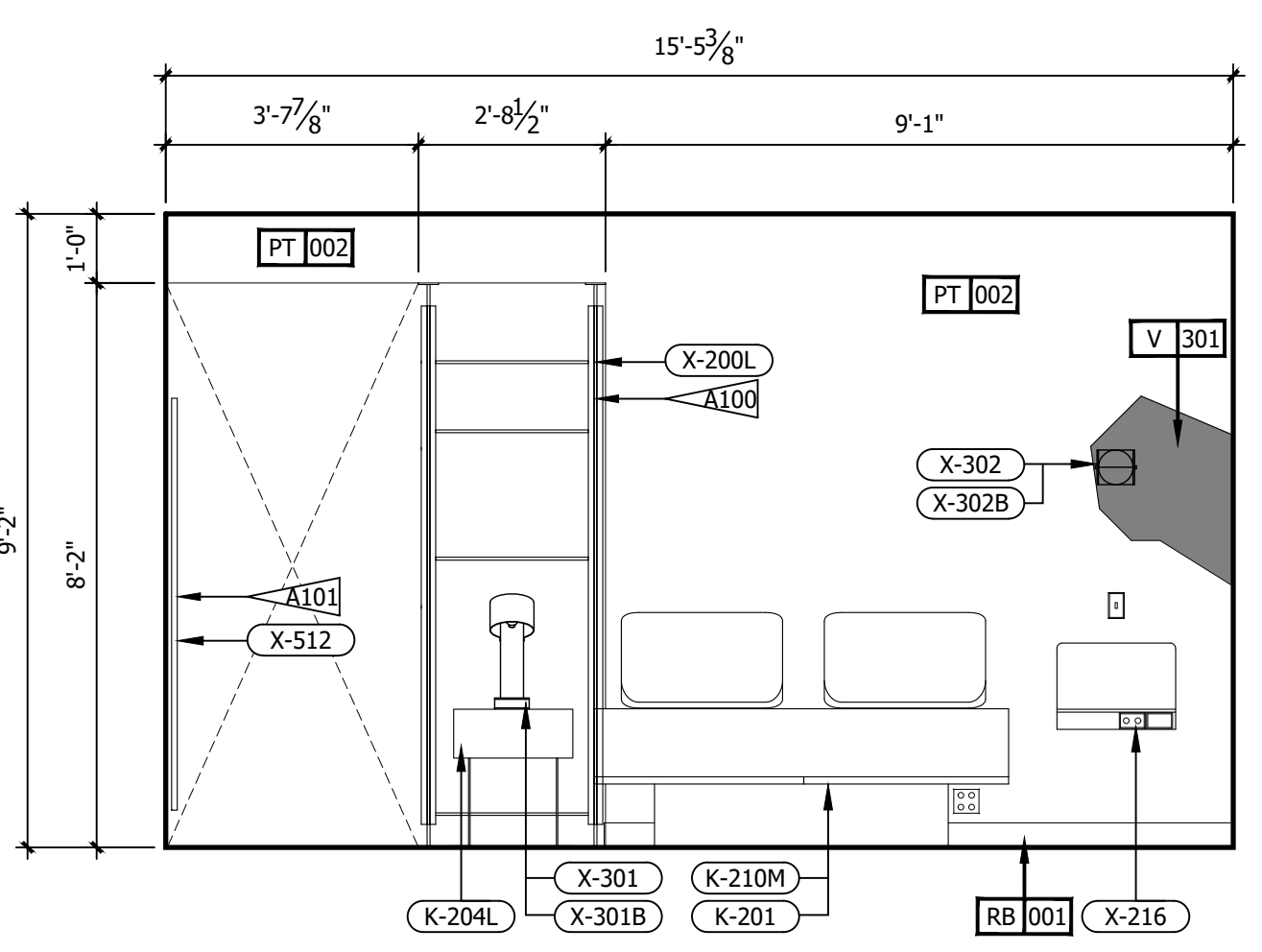
D ROOM ELEVATION
3/8" = 1'-0"



C ROOM ELEVATION
3/8" = 1'-0"



B ROOM ELEVATION
3/8" = 1'-0"



A ROOM ELEVATION
3/8" = 1'-0"

REFERENCE NOTES	
A.	REFER TO DESIGN STANDARDS, "GUESTROOMS" CHAPTER, FOR MAIN REQUIREMENTS RELATED TO THIS ARCHITECT IS RESPONSIBLE FOR DESIGNING PROJECT IN ACCORDANCE WITH THE ENTIRE DESIGN STANDARDS.
B.	REFER TO ELECTRICAL SECTION OF BPM FOR SWITCHTYPE AND COVER.

GENERAL NOTES	
1.	DIMENSIONS ARE TO FACE OF PARTITION UNLESS NOTED OTHERWISE. HOLD MINIMUM CLEAR DIMENSIONS
2.	ELECTRICAL OUTLETS SHOWN ON ELEC/ PLUMBING/ MECH PLAN AND ON ELEVATIONS ARE FOR DEVICES AND FIXTURES SPECIFIED. ADDITIONAL OUTLETS MAY BE REQUIRED BY LOCAL BUILDING CODES
3.	ALL DUPLEX RECEPTACLES TO BE INSTALLED @ 18" AFF UNO TYP.
4.	ALL ELECTRICAL DIMENSIONS ARE TO THE CENTERLINE UNLESS NOTED OTHERWISE
5.	G.C. TO PROVIDE BLOCKING AND / OR STRAPPING FOR ALL ITEMS ATTACHED TO WALLS OR MOUNTED TO CEILING ARCHITECT OF RECORD TO REVIEW
6.	LOCATE STEAMER CONVENIENCE OUTLET ADJACENT TO WARDROBE AT 30" AFF
7.	WARDROBE AND SCREEN WALL BASE PLATE SHALL BE MOUNTED PRIOR TO LVT, DRILLING THROUGH LVT WILL VOID MANUFACTURER WARRANTY
8.	ALL GUEST FACING WALLS SHALL BE LEVEL 5, EGHELL FINISH
9.	INDICATE TAG FOR EL-001 LEGRAND OUTLET AT BANQUETTE AT 36" AFF
10.	LOCATE SWITCH FOR SCONCE X-300 ABOVE THE LEGRAND SPECIALTY POWER OUTLET
11.	RED CORD AT LIGHT FIXTURE X-301 AND X-302 SHALL BE INTENTIONALLY EXPOSED APPROXIMATELY 3"
12.	ROLLER SHADE SHALL INCLUDE 'BINARY TWEED' GRAPHIC PRINT, CONTACT VQC VENDOR FOR GRAPHICS

CRITERIA NOTES	
CRITERIA NOTES ARE SHOWN CATEGORIZED BY DISCIPLINE AND COULD BE INTERPRETED TO APPLY TO MORE THAN ONE DISCIPLINE. FOR EFFICIENCY, NOTES ARE ONLY SHOWN UNDER ONE PREDOMINANT DISCIPLINE. CONSULTANTS SHOULD FAMILIARIZE THEMSELVES WITH ALL CRITERIA NOTES.	

ARCHITECTURAL	
A99	PROVIDE BLOCKING TO SECURE UPHOLSTERED PANEL.
A100	FFE SCREEN TO BE SECURED TO FLOOR AND STRUCTURE ABOVE
A101	PROVIDE BLOCKING IN WALL

INTERIOR DESIGN	
ID2	OWNER FURNISHED COFFEE MAKER
ID8	SPECIFIED LVT/CARPET TILE INSET SYSTEM DOES NOT REQUIRE A TRANSITION STRIP BETWEEN LVT AND LVT FLOORING UNDERLAYMENT WILL BE INSTALLED UNDER LVT AND CARPET TILE FLOORING.
ID22	OWNER FURNISHED SAFE
ID35	PROVIDE MOTORIZED DRAPERY IN ACCESSIBLE ROOMS.
ID39	PROVIDE BLACK RECEPTACLE AND SWITCH PLATES WHEN ON ACCENT WALL.
ID40	COORDINATE OUTLET PLACEMENT WITH BED LOCATION.
ID43	REFER TO THE ALOFT WINDOW TREATMENT PACKAGE FOR ROLLER SHADE SPECIFICATIONS.
ID46	REFER TO INTERIOR DESIGN SPECIFICATIONS MANUAL FOR MOUNTING HEIGHT AND FOR INSTALLATION DIAGRAMS. CONTACT MANUFACTURER FOR ADDITIONAL INFORMATION.

IMPORTANT NOTICE TO ALL CONTRACTORS AND OR SUBCONTRACTORS: (COMPLETE BUILDING SYSTEMS AND OR INSTALLATIONS)

IF AWARDED A CONTRACT FOR ANY PORTION OF WORK NEEDED TO COMPLETE THIS PROJECT YOU ARE AGREEING TO THE FOLLOWING TERMS:

- YOU ARE A QUALIFIED CONTRACTOR AND OR SUBCONTRACTOR SPECIFICALLY IN PROVIDING A COMPLETE TURNKEY SERVICE IN YOUR TRADE OR PROFESSION FOR THE TYPE OF WORK AND SCOPE FOR THIS PROJECT.
- YOUR BID INCLUDED ALL THE STEPS, PROCESSES, MATERIALS, PRODUCTS, GOVERNING PERMITS AND APPROVALS NECESSARY TO PROVIDE A COMPLETED AND WARRANTED SYSTEM OR INSTALLATION THAT DOES NOT REQUIRE ANOTHER CONTRACTOR OR PRODUCT TO COMPLETE YOUR SCOPE OF WORK.
- YOUR BID MUST HAVE INCLUDED ANY DESIGN INFORMATION REFERENCED WITHIN ANY CIVIL, ARCHITECTURAL, STRUCTURAL, MECHANICAL, ELECTRICAL AND OR PLUMBING DRAWINGS. ALSO NOTE THESE DRAWINGS ARE SCHEMATIC AND ARE INTENDED TO SHOW ONLY BASIC CONCEPTS AND GENERAL INFORMATION THE COMPLETION OF YOUR WORK MAY INCLUDE OTHER STEPS, PROCESSES, MATERIALS, PRODUCTS, LABOR, GOVERNING PERMITS AND OR APPROVALS NECESSARY TO PROVIDE A COMPLETE SYSTEM INSTALLATION WHETHER SUGGESTED ON THE DRAWINGS OR NOT.
- AS AN EXAMPLE: ITEMS AND OR TASKS LIKE: FIRE CALLS, DRAFT STOPS, FASTENERS, ANCHORS, EMBEDMENTS, DUMPSTERS, DEBRIS CLEAN UP, ETC. ARE YOUR RESPONSIBILITY. ANY WORK NOT COMPLETED IN A TIMELY MANNER, OR INCOMPLETE WORK WILL BE BILLED BACK TO THE CONTRACTOR AND OR SUBCONTRACTOR, AT THE OWNERS' DISCRETION.

NO.	DESCRIPTION	DATE	BY
-	ISSUED FOR DEMOLITION	06/09/17	MV
-	ISSUED TO FRANCHISE	06/09/17	MV
-	ISSUED FOR BID (ID ONLY)	07/21/17	MV
-	ISSUED TO FRANCHISE	08/17/17	MV
-	ISSUED FOR PERMIT	08/04/17	MV
-	FOR FINAL APPROVAL	10/02/17	MV
-	ISSUED FOR PERMIT	11/28/17	MV
-	RE-ISSUED FOR PERMIT	03/07/18	AN
-	REV. DETAILS ON A700.2	06/04/18	AVK
-	RE-90% FRANCHISE COMMENTS	06/04/18	AVK



ARCHITECTURE
URBAN PLANNING
INTERIORS
HOTELS/ HOUSING/ MIXED USE
1800.630.3750
CA-SERVICES
ca@mwtusa.com / 1800.717.5816



WARNING
IT IS A VIOLATION OF THE LAW FOR ANY PERSON, UNLESS ACTING UNDER THE DIRECTION OF THE ARCHITECT, TO ALTER OR REPRODUCE THESE DRAWINGS IN ANY WAY.

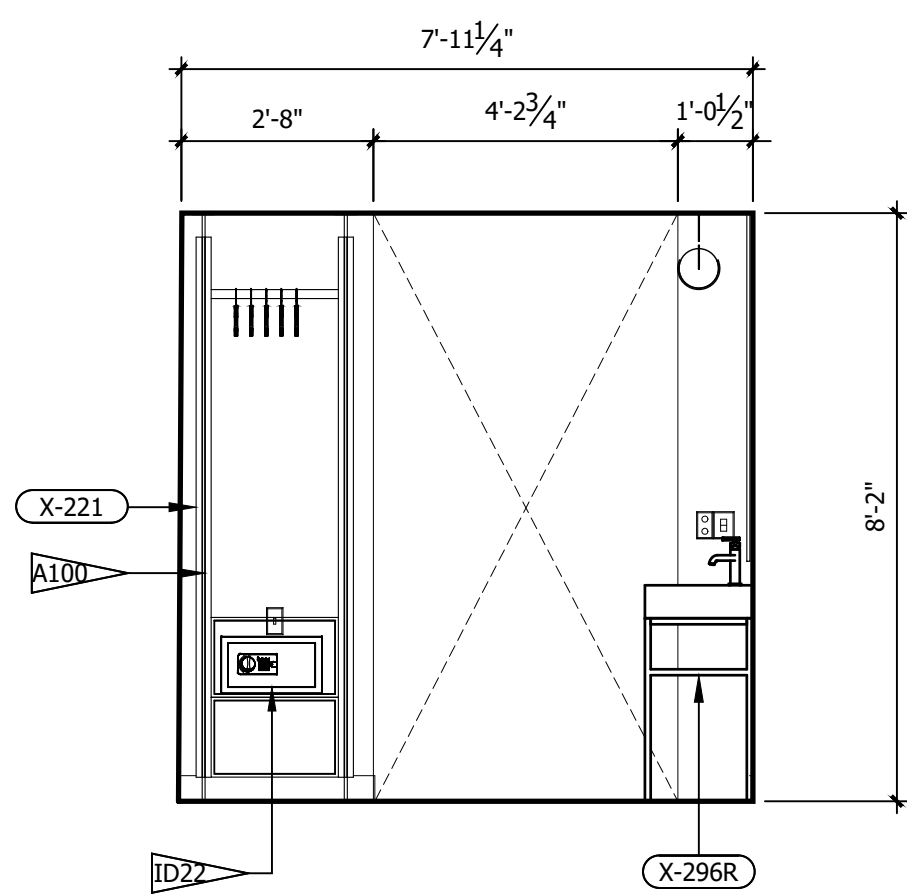
**ALOFT
MEMPHIS
DOWNTOWN**

63 NORTH B.B. KING BLVD.
MEMPHIS, TENNESSEE 38103

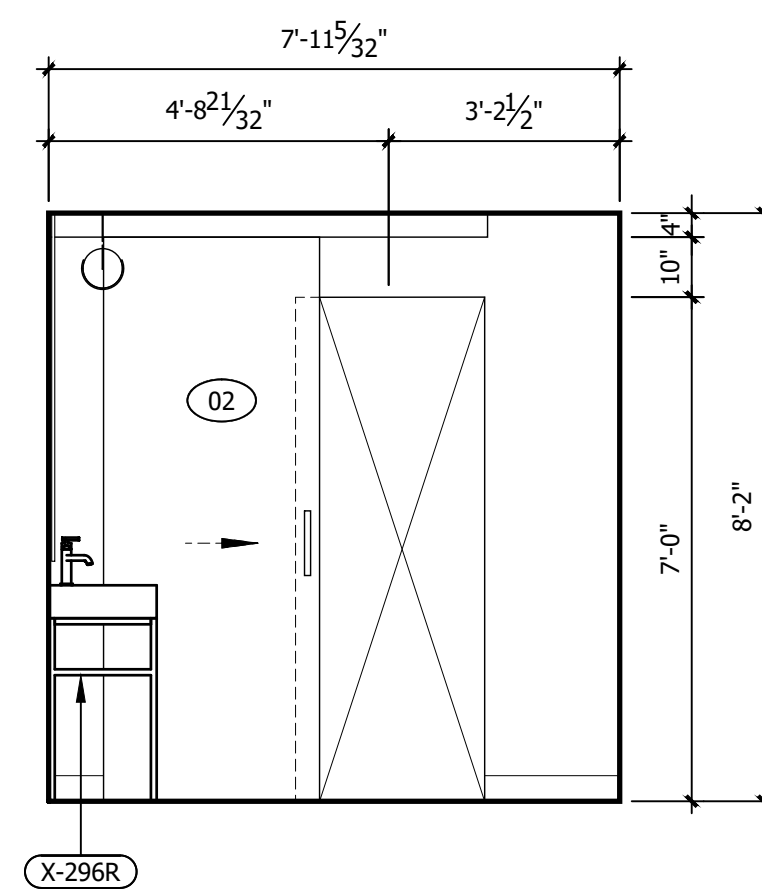
PROJECT NO.: 16 006
DATE: 04-12-2019
DRAWN BY: EF/RW
CHKD. BY: MWT

**ENLARGED
RM#8 KING ADA (R)
PLANS & DETAILS**

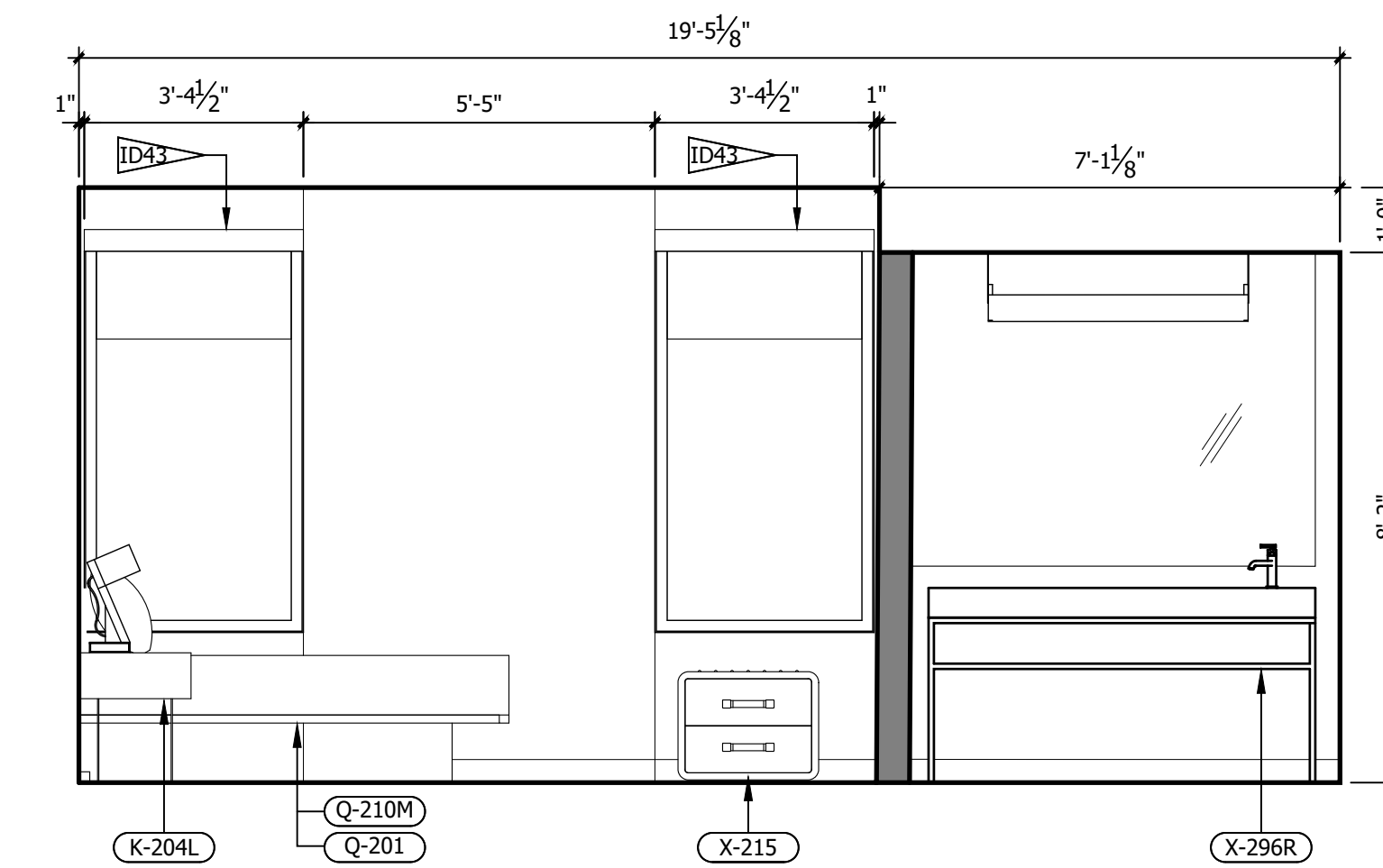
SHEET ID458.2



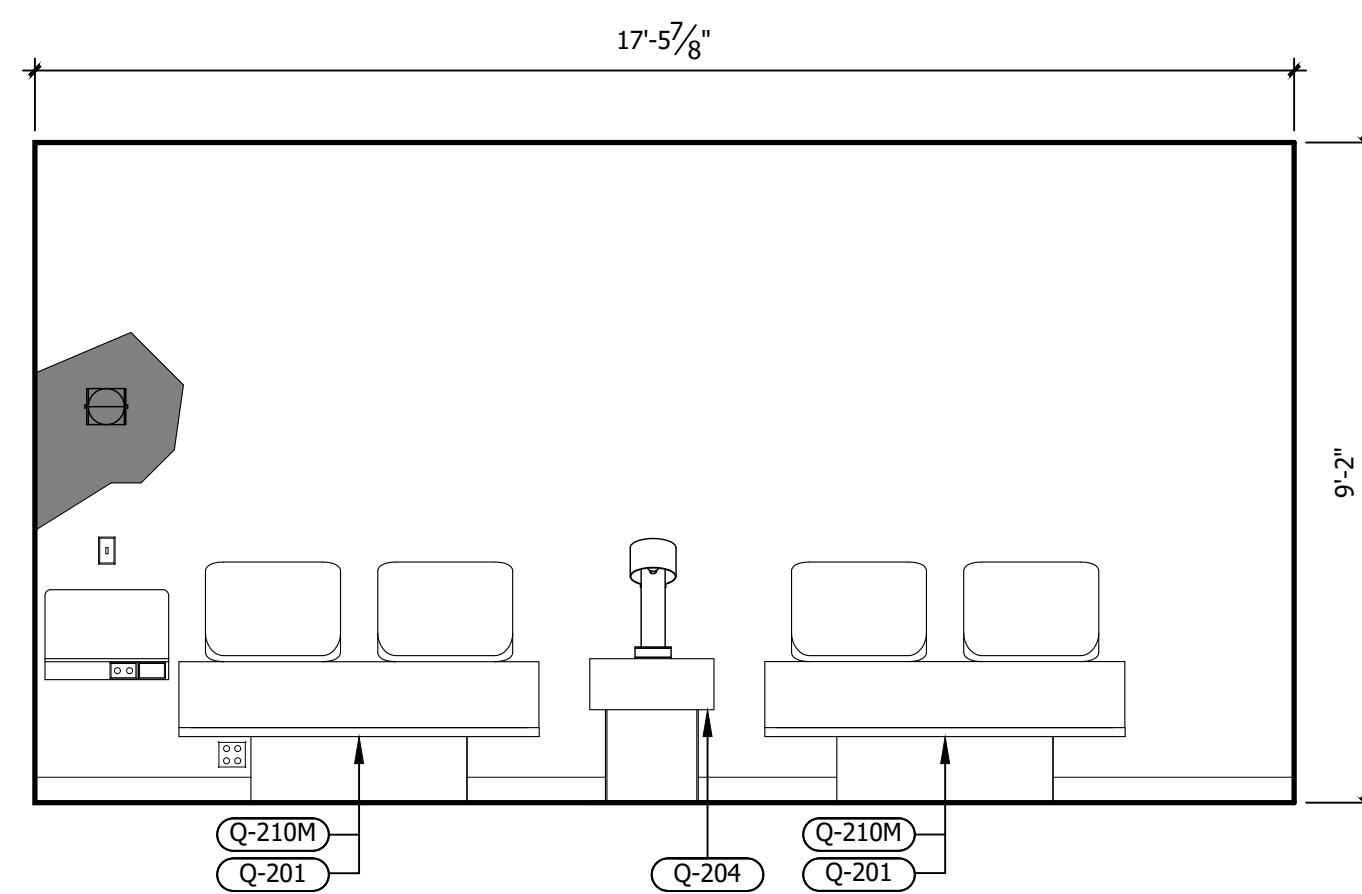
F ROOM ELEVATION
3/8" = 1'-0"



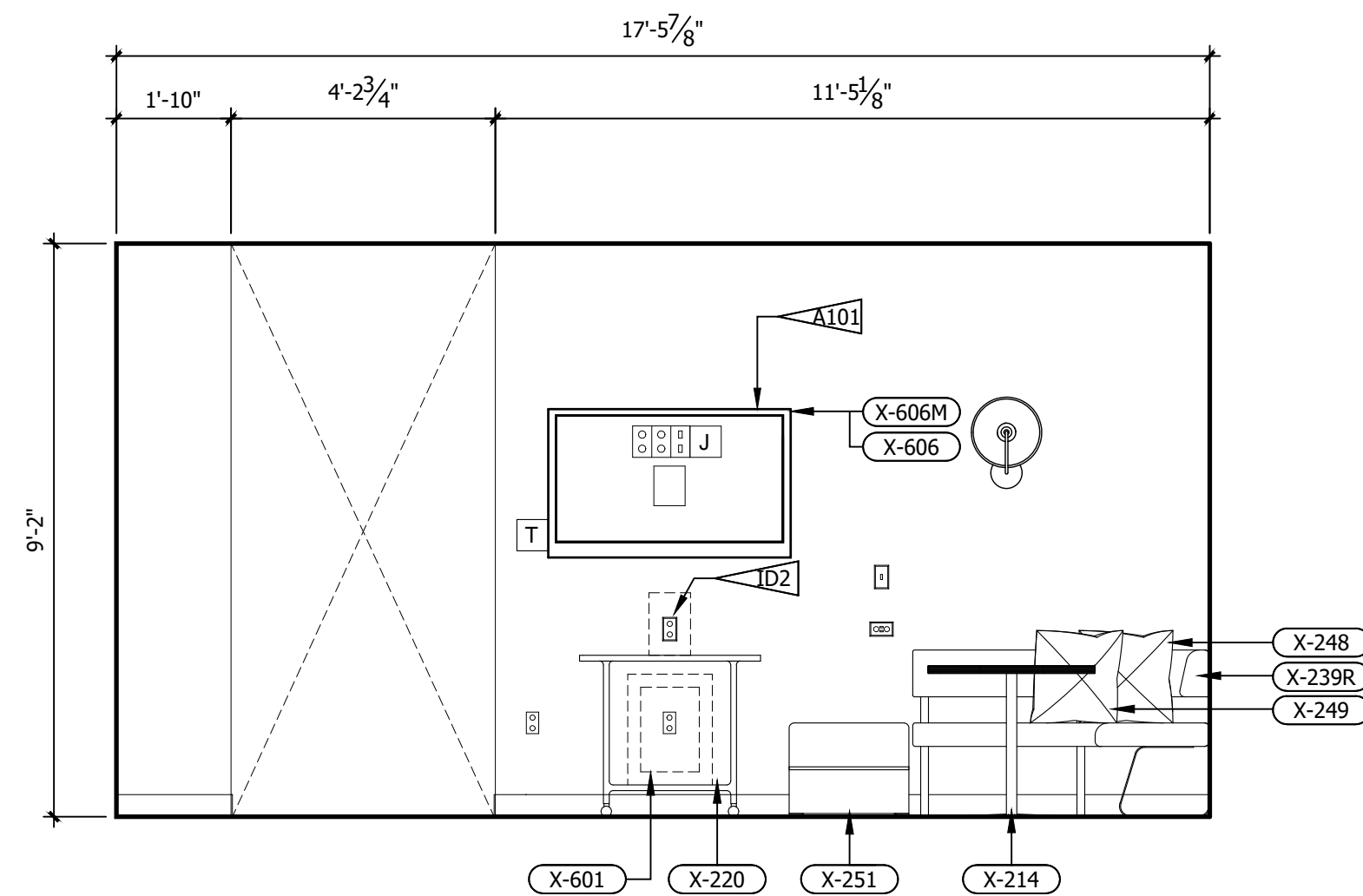
E ROOM ELEVATION
3/8" = 1'-0"



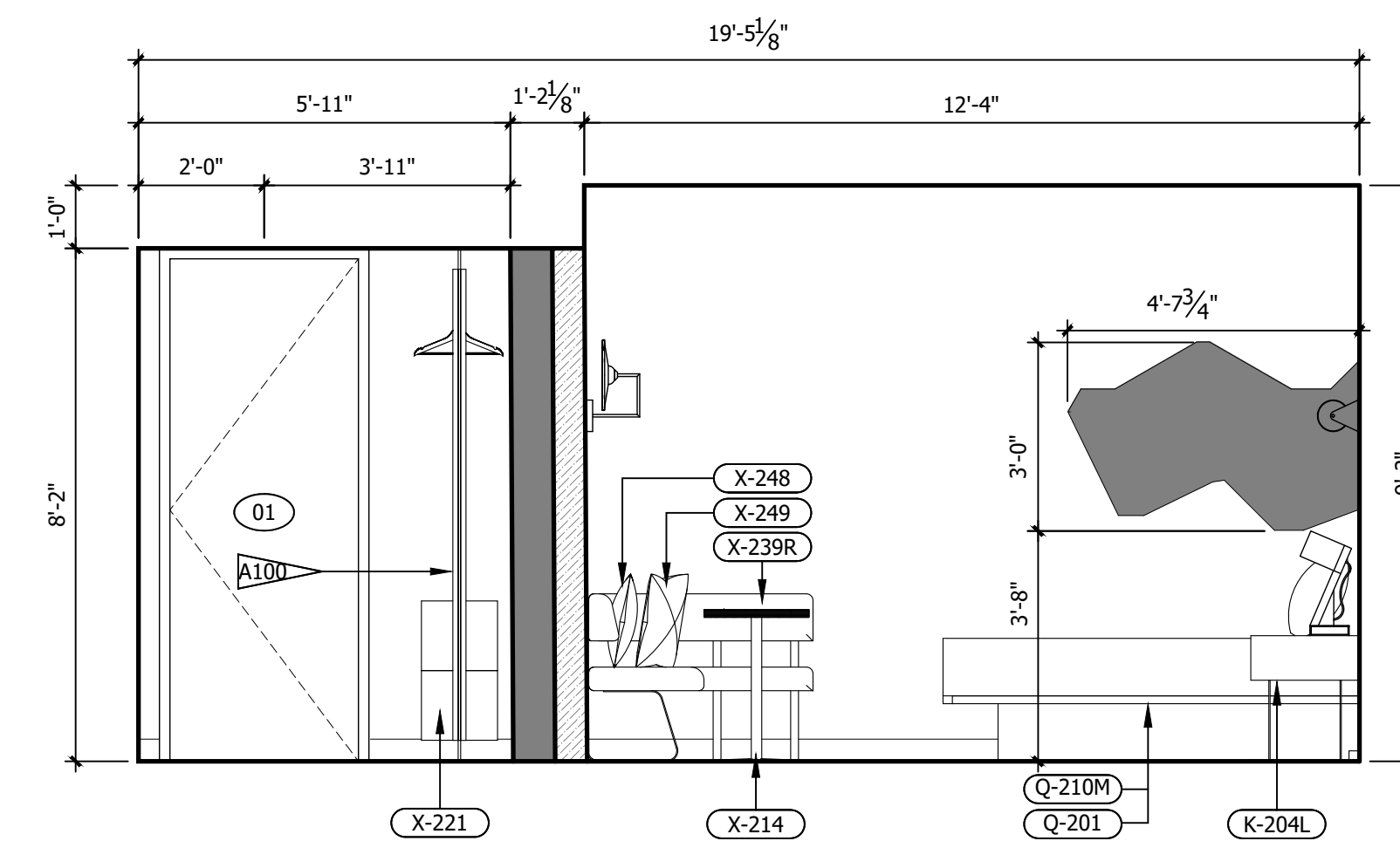
D ROOM ELEVATION
3/8" = 1'-0"



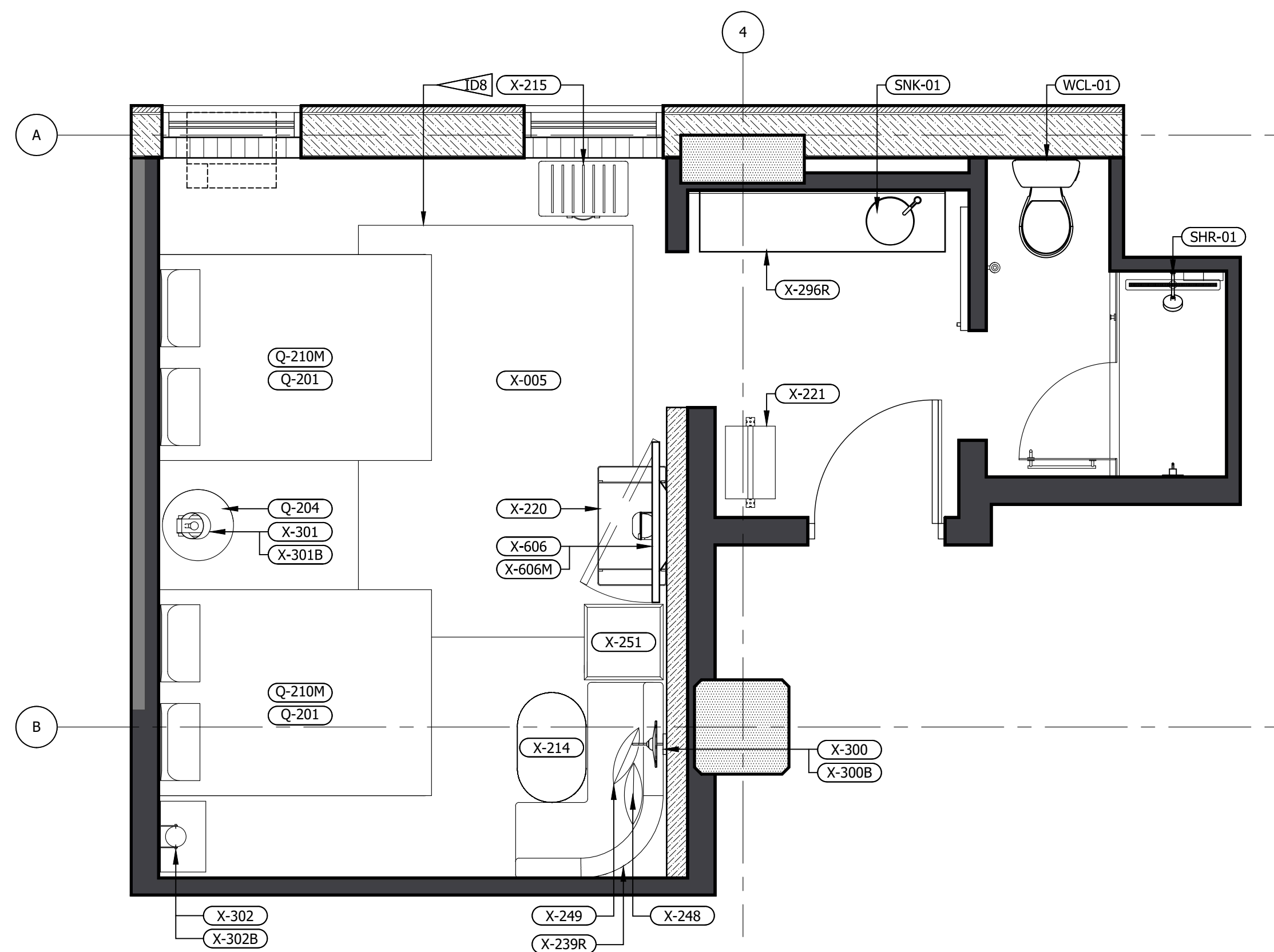
C ROOM ELEVATION
3/8" = 1'-0"



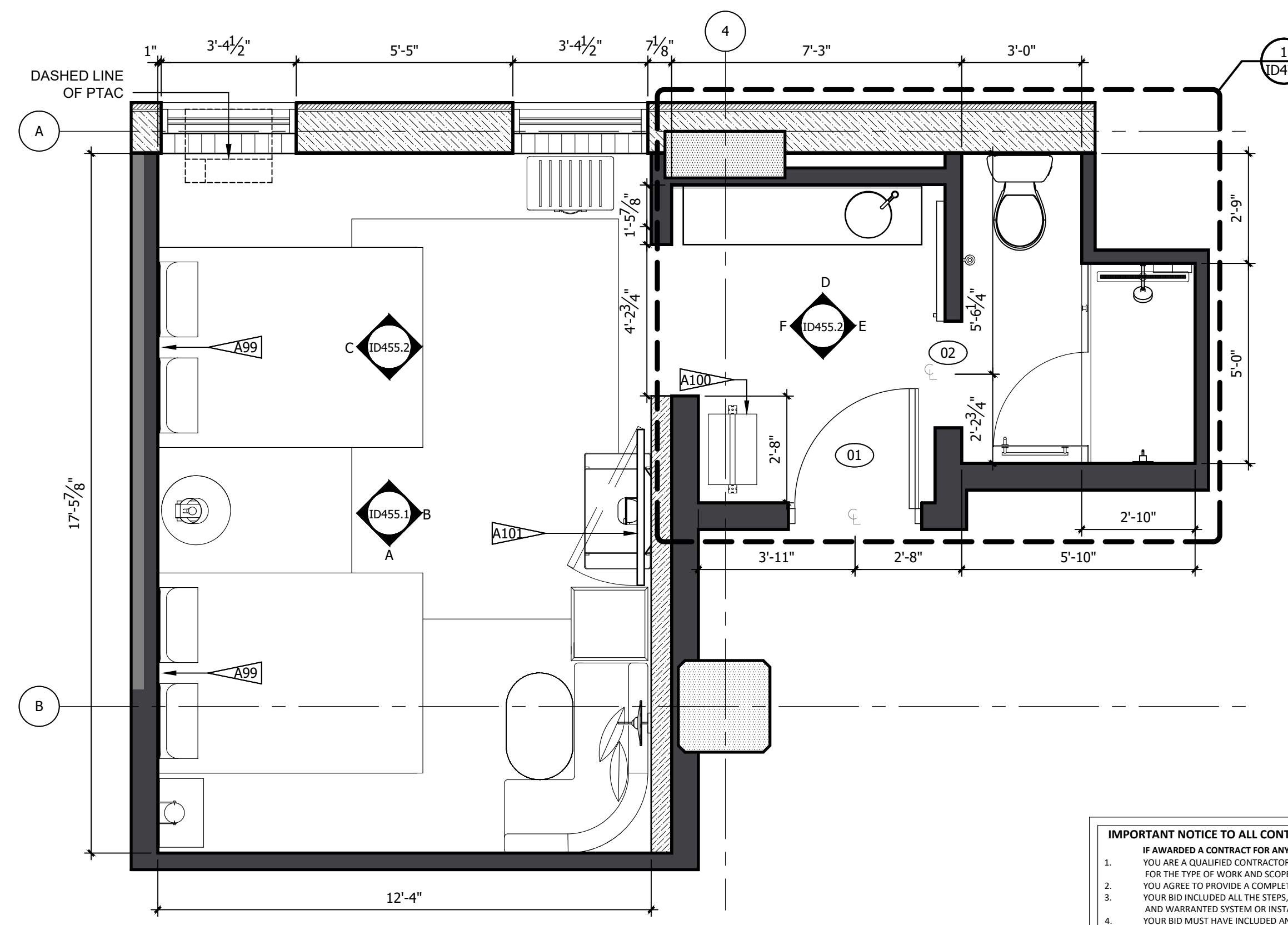
B ROOM ELEVATION
3/8" = 1'-0"



A ROOM ELEVATION
3/8" = 1'-0"




2 FFE PLAN (LEFT & RIGHT)
3/8" = 1'-0"



1 ARCHITECTURAL PLAN
3/8" = 1'-0"

REFERENCE NOTES	
A.	REFER TO DESIGN STANDARDS, "GUESTROOMS" CHAPTER, FOR MAIN REQUIREMENTS RELATED TO THIS ARCHITECT IS RESPONSIBLE FOR DESIGNING PROJECT IN ACCORDANCE WITH THE ENTIRE DESIGN STANDARDS.
B.	REFER TO ELECTRICAL SECTION OF BPM FOR SWITCHTYPE AND COVER.
GENERAL NOTES	
1.	DIMENSIONS ARE TO FACE OF PARTITION UNLESS NOTED OTHERWISE. HOLD MINIMUM CLEAR DIMENSIONS.
2.	ELECTRICAL OUTLETS SHOWN ON ELEC/ PLUMBING/ MECH PLAN AND ON ELEVATIONS ARE FOR DEVICES AND FIXTURES SPECIFIED. ADDITIONAL OUTLETS MAY BE REQUIRED BY LOCAL BUILDING CODES.
3.	ALL DUPLEX RECEPTACLES TO BE INSTALLED @ 18" AFF UNO TYP.
4.	ALL ELECTRICAL DIMENSIONS ARE TO THE CENTERLINE UNLESS NOTED OTHERWISE.
5.	G.C. TO PROVIDE BLOCKING AND / OR STRAPPING FOR ALL ITEMS ATTACHED TO WALLS OR MOUNTED TO CEILING ARCHITECT OF RECORD TO REVIEW.
6.	LOCATE STEAMER CONVENIENCE OUTLET ADJACENT TO WARDROBE AT 30" AFF
7.	WARDROBE AND SCREEN WALL BASE PLATE SHALL BE MOUNTED PRIOR TO LVT, DRILLING THROUGH LVT WILL VOID MANUFACTURER WARRANTY
8.	ALL GUEST FACING WALLS SHALL BE LEVEL 5, EGHELL FINISH
9.	INDICATE TAG FOR EL-001 LEGRAND OUTLET AT BANQUETTE AT 36" AFF
10.	LOCATE SWITCH FOR SCONCE X-300 ABOVE THE LEGRAND SPECIALTY POWER OUTLET
11.	RED CORD AT LIGHT FIXTURE X-301 AND X-302 SHALL BE INTENTIONALLY EXPOSED APPROXIMATELY 3"
12.	ROLLER SHADE SHALL INCLUDE 'BINARY TWEED' GRAPHIC PRINT, CONTACT VQC VENDOR FOR GRAPHICS
CRITERIA NOTES	
CRITERIA NOTES ARE SHOWN CATEGORIZED BY DISCIPLINE AND COULD BE INTERPRETED TO APPLY TO MORE THAN ONE DISCIPLINE. FOR EFFICIENCY, NOTES ARE ONLY SHOWN UNDER ONE PREDOMINANT DISCIPLINE. CONSULTANTS SHOULD FAMILIARIZE THEMSELVES WITH ALL CRITERIA NOTES.	
AD ARCHITECTURAL	
A100	FEE SCREEN TO BE SECURED TO FLOOR AND STRUCTURE ABOVE
A101	PROVIDE BLOCKING IN WALL
IDO INTERIOR DESIGN	
ID2	OWNER FURNISHED COFFEE MAKER
ID8	SPECIFIED LVT/CARPET TILE INSET SYSTEM DOES NOT REQUIRE A TRANSITION STRIP BETWEEN LVT AND LVT FLOORING UNDERLAYMENT WILL BE INSTALLED UNDER LVT AND CARPET TILE FLOORING.
ID22	OWNER FURNISHED SAFE
ID35	PROVIDE MOTORIZED DRAPERY IN ACCESSIBLE ROOMS.
ID39	PROVIDE BLACK RECEPTACLE AND SWITCH PLATES WHEN ON ACCENT WALL.
ID40	COORDINATE OUTLET PLACEMENT WITH BED LOCATION.
ID43	REFER TO THE ALOFT WINDOW TREATMENT PACKAGE FOR ROLLER SHADE SPECIFICATIONS.
ID46	REFER TO INTERIOR DESIGN SPECIFICATIONS MANUAL FOR MOUNTING HEIGHT AND FOR INSTALLATION DIAGRAMS. CONTACT MANUFACTURER FOR ADDITIONAL INFORMATION.

NO.	DESCRIPTION	DATE	BY
-	ISSUED FOR DEMOLITION	06/09/17	MV
-	ISSUED TO FRANCHISE	06/09/17	MV
-	ISSUED FOR BID (ID ONLY)	07/21/17	MV
-	ISSUED TO FRANCHISE	08/17/17	MV
-	ISSUED FOR PERMIT	08/04/17	MV
-	FOR FINAL APPROVAL	10/02/17	MV
-	ISSUED FOR PERMIT	11/28/17	MV
-	RE-ISSUED FOR PERMIT	03/07/18	AN
-	REV. DETAILS ON A700.2	06/04/18	AVK
-	RE-90% FRANCHISE COMMENTS	06/04/18	AVK



ARCHITECTURE
URBAN PLANNING
INTERIORS
HOTELS/ HOUSING/ MIXED USE
1800.630.3750
CA-SERVICES
ca@mwtusa.com / 1800.717.5816



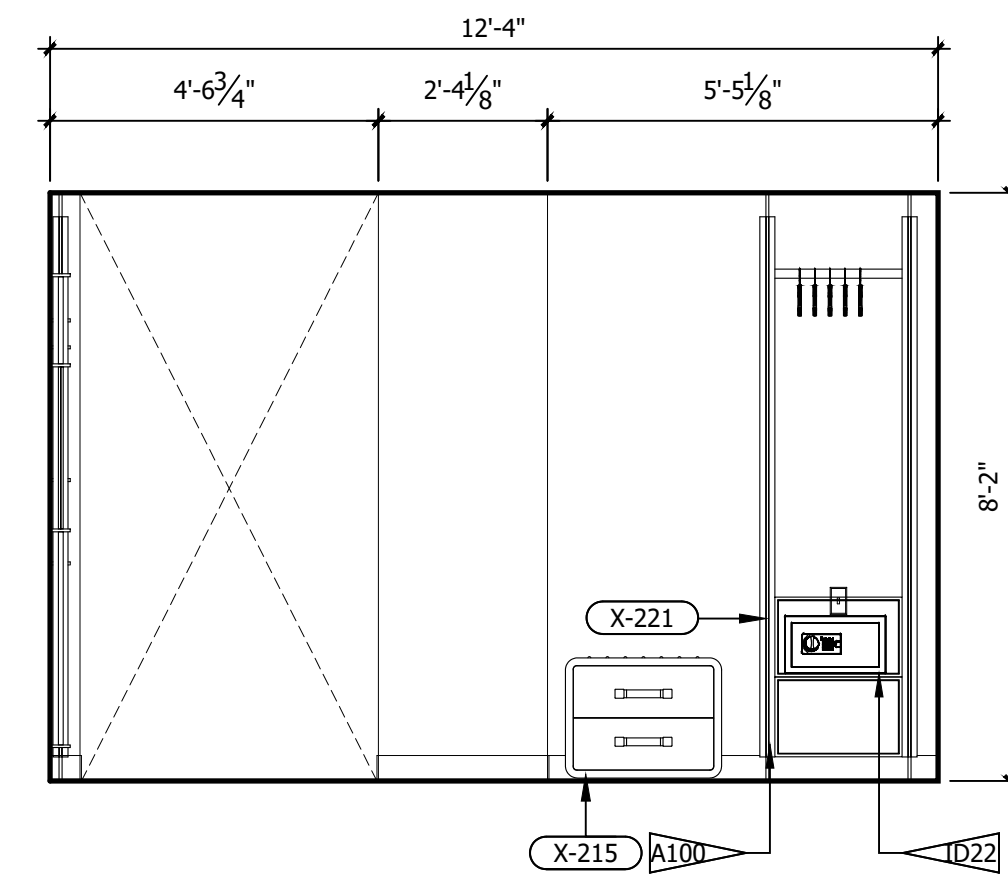
WARNING
IT IS A VIOLATION OF THE LAW FOR ANY PERSON, UNLESS ACTING UNDER THE DIRECTION OF THE ARCHITECT, TO ALTER OR REPRODUCE THESE DRAWINGS IN ANY WAY.

ALOFT
MEMPHIS
DOWNTOWN
63 NORTH B.B. KING BLVD.
MEMPHIS, TENNESSEE 38103

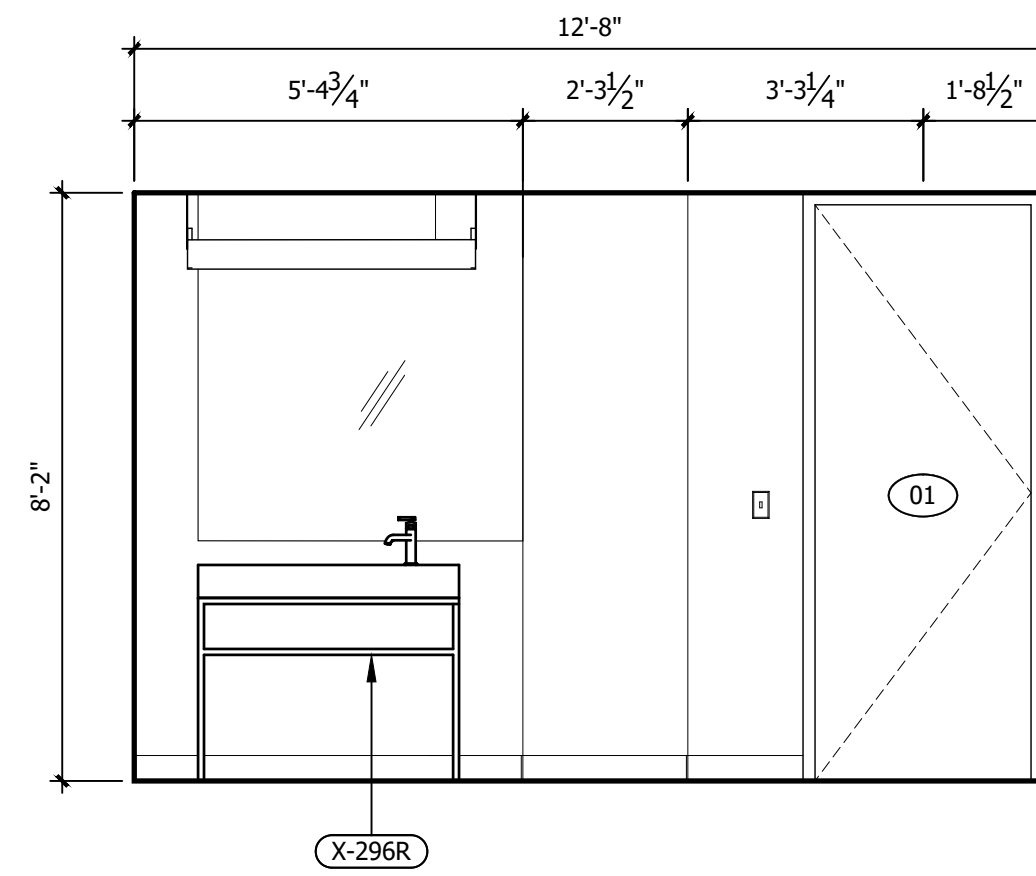
PROJECT NO.: 16 006
DATE: 04-12-2019
DRAWN BY: EW/RW
CHKD. BY: MWT

ENLARGED RM# 5
DOUBLE QUEEN
PLANS & DETAILS
SHEET ID455

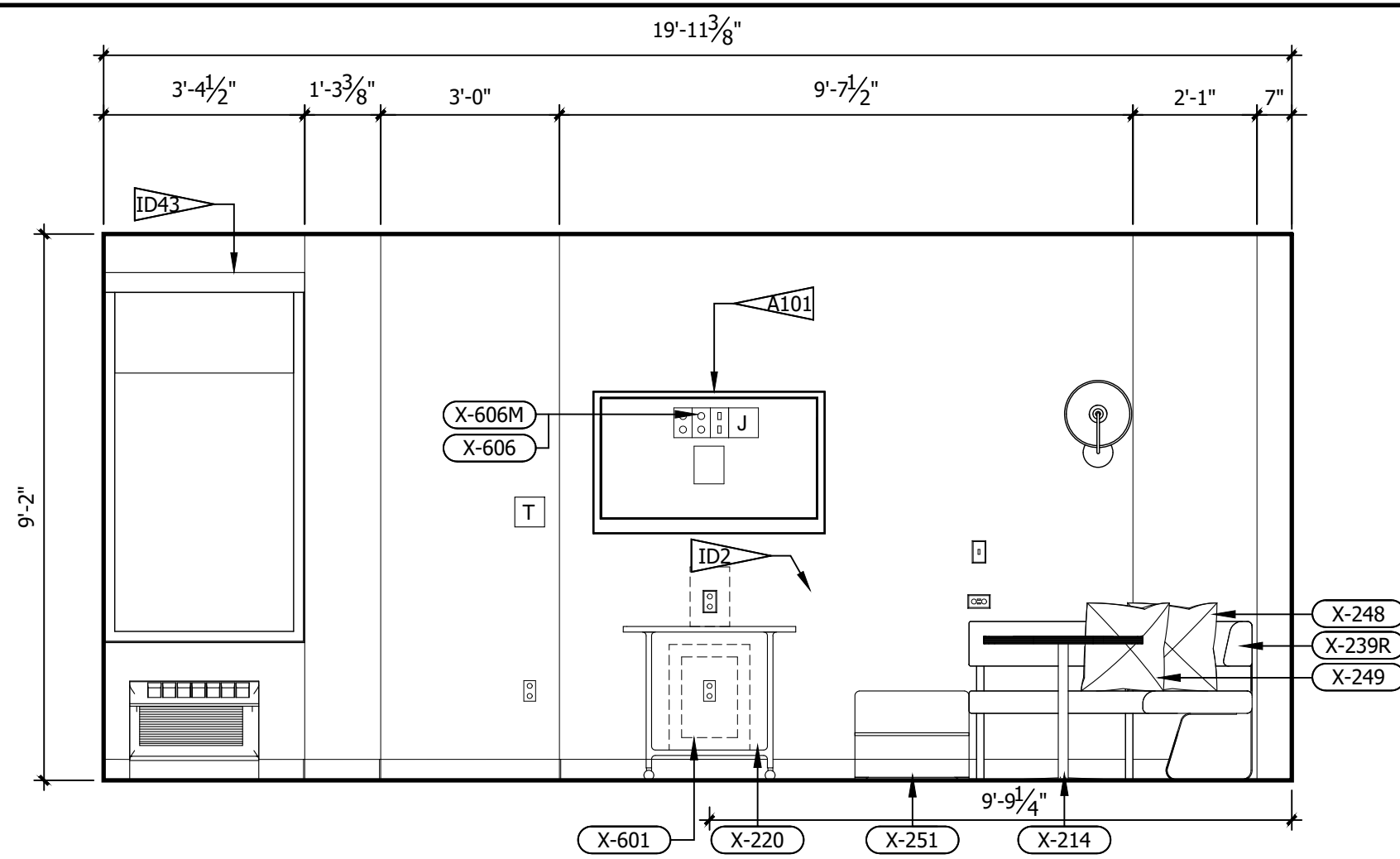
IMPORTANT NOTICE TO ALL CONTRACTORS AND OR SUBCONTRACTORS: (COMPLETE BUILDING SYSTEMS AND OR INSTALLATIONS)
IF AWARDED A CONTRACT FOR ANY PORTION OF WORK NEEDED TO COMPLETE THIS PROJECT YOU ARE AGREEING TO THE FOLLOWING TERMS:
1. YOU ARE A QUALIFIED CONTRACTOR AND OR SUBCONTRACTOR SPECIFICALLY IN PROVIDING A COMPLETE TURNKEY SERVICE IN YOUR TRADE OR PROFESSION FOR THE TYPE OF WORK AND SCOPE FOR THIS PROJECT.
2. YOUR BID INCLUDES ALL THE STEPS, PROCESSES, MATERIALS, PRODUCTS, GOVERNING PERMITS AND APPROVALS NECESSARY TO PROVIDE A COMPLETED AND WARRANTED SYSTEM OR INSTALLATION THAT DOES NOT REQUIRE ANOTHER CONTRACTOR OR PRODUCT TO COMPLETE YOUR SCOPE OF WORK.
3. YOUR BID MUST HAVE INCLUDED ANY DESIGN INFORMATION REFERENCED WITHIN ANY CIVIL, ARCHITECTURAL, STRUCTURAL, MECHANICAL, ELECTRICAL AND OR PLUMBING DRAWINGS. ALSO NOTE THESE DRAWINGS ARE SCHEMATIC AND ARE INTENDED TO SHOW ONLY BASIC CONCEPTS AND GENERAL INFORMATION THE COMPLETION OF YOUR WORK MAY INCLUDE OTHER STEPS, PROCESSES, MATERIALS, PRODUCTS, LABOR, GOVERNING PERMITS AND OR APPROVALS NECESSARY TO PROVIDE A COMPLETE SYSTEM INSTALLATION WHETHER SUGGESTED ON THE DRAWINGS OR NOT.
4. AS AN EXAMPLE: ITEMS AND OR TASKS LIKE: FIRE CALLS, DRAFT STOPS, FASTENERS, ANCHORS, EMBEDMENTS, DUMPSTERS, DEBRIS CLEAN UP, ETC. ARE YOUR RESPONSIBILITY. ANY WORK NOT COMPLETED IN A TIMELY MANNER, OR INCOMPLETE WORK WILL BE BILLED BACK TO THE CONTRACTOR AND OR SUBCONTRACTOR, AT THE OWNERS' DISCRETION.



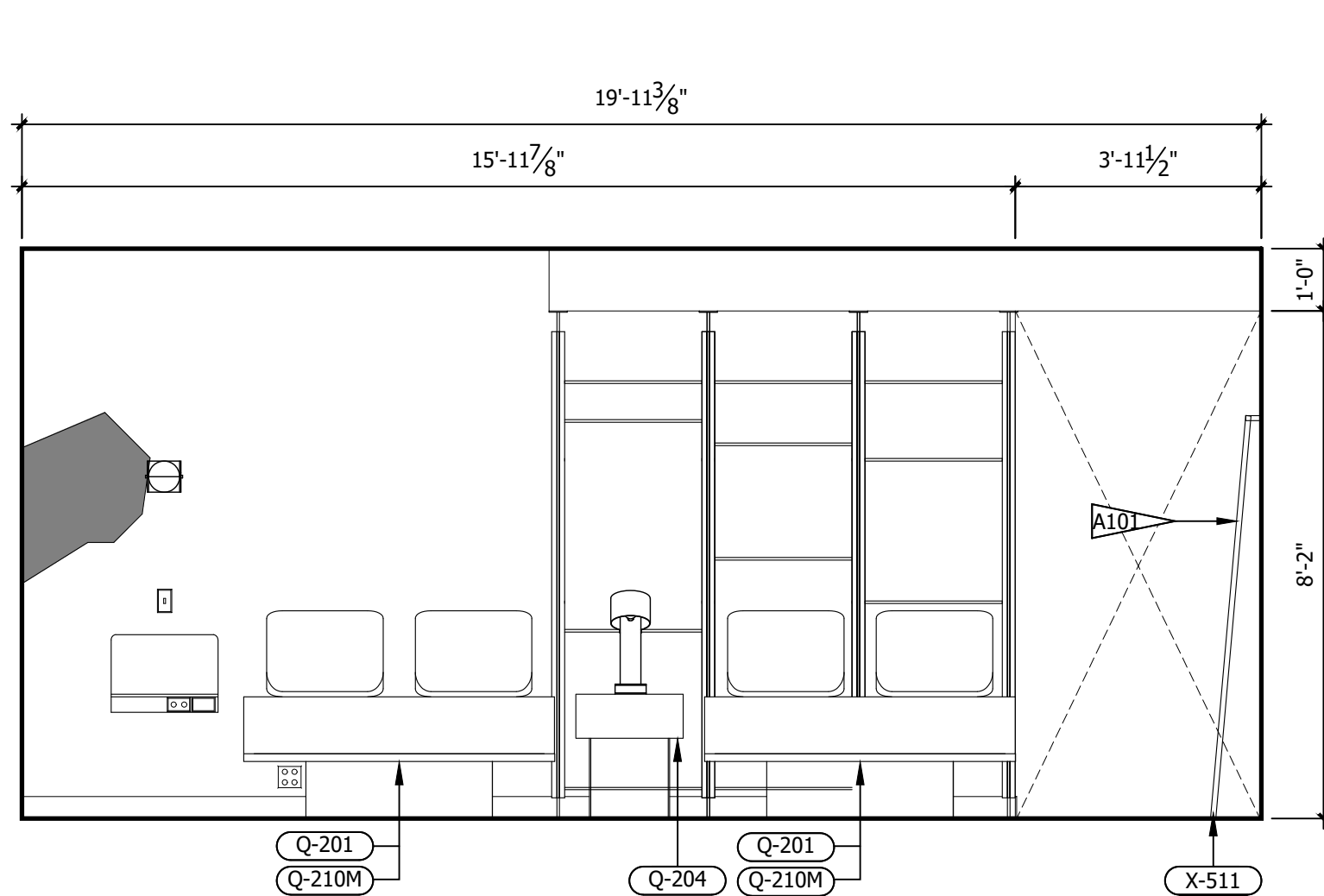
F ROOM ELEVATION
3/8" = 1'-0"



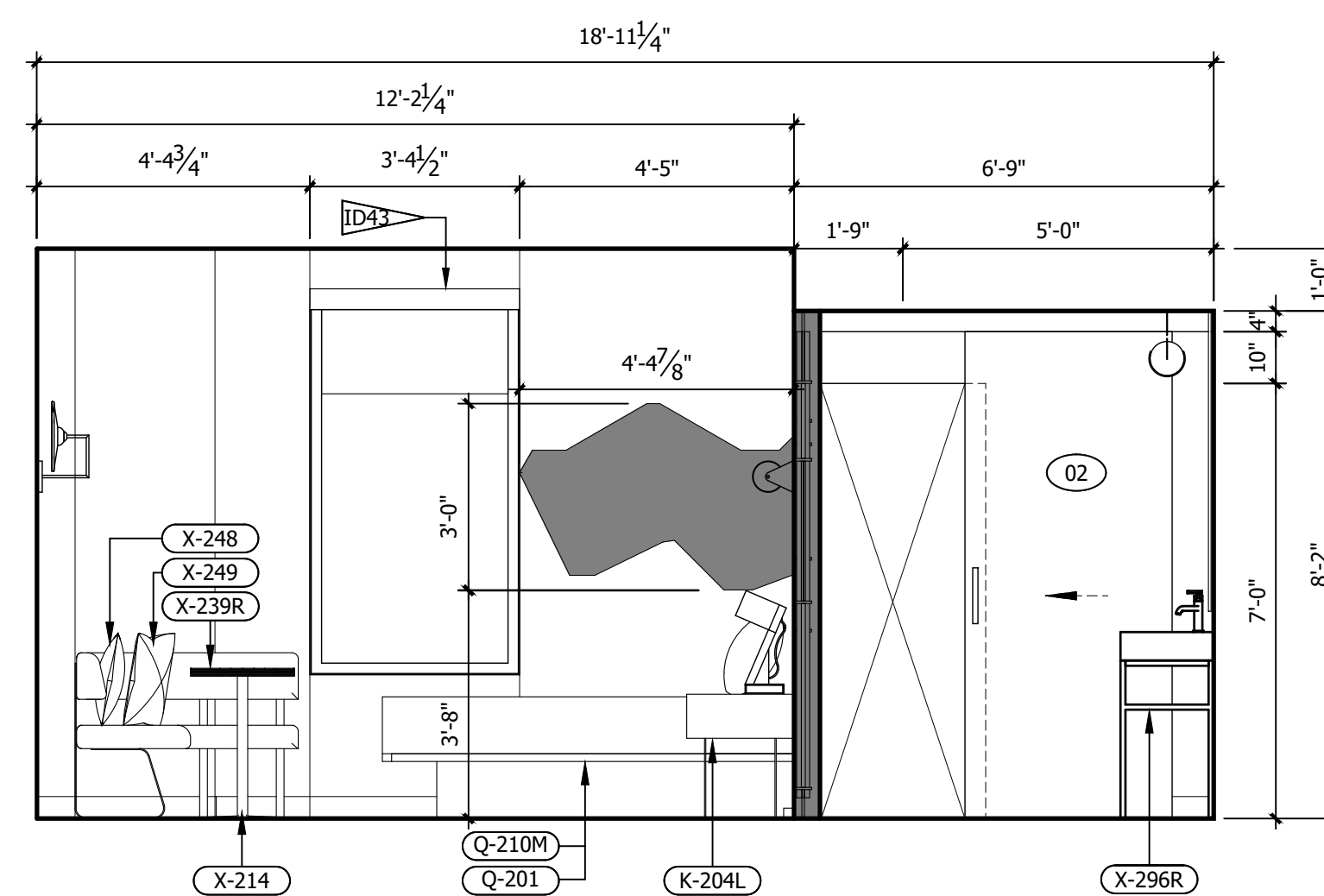
E ROOM ELEVATION
3/8" = 1'-0"



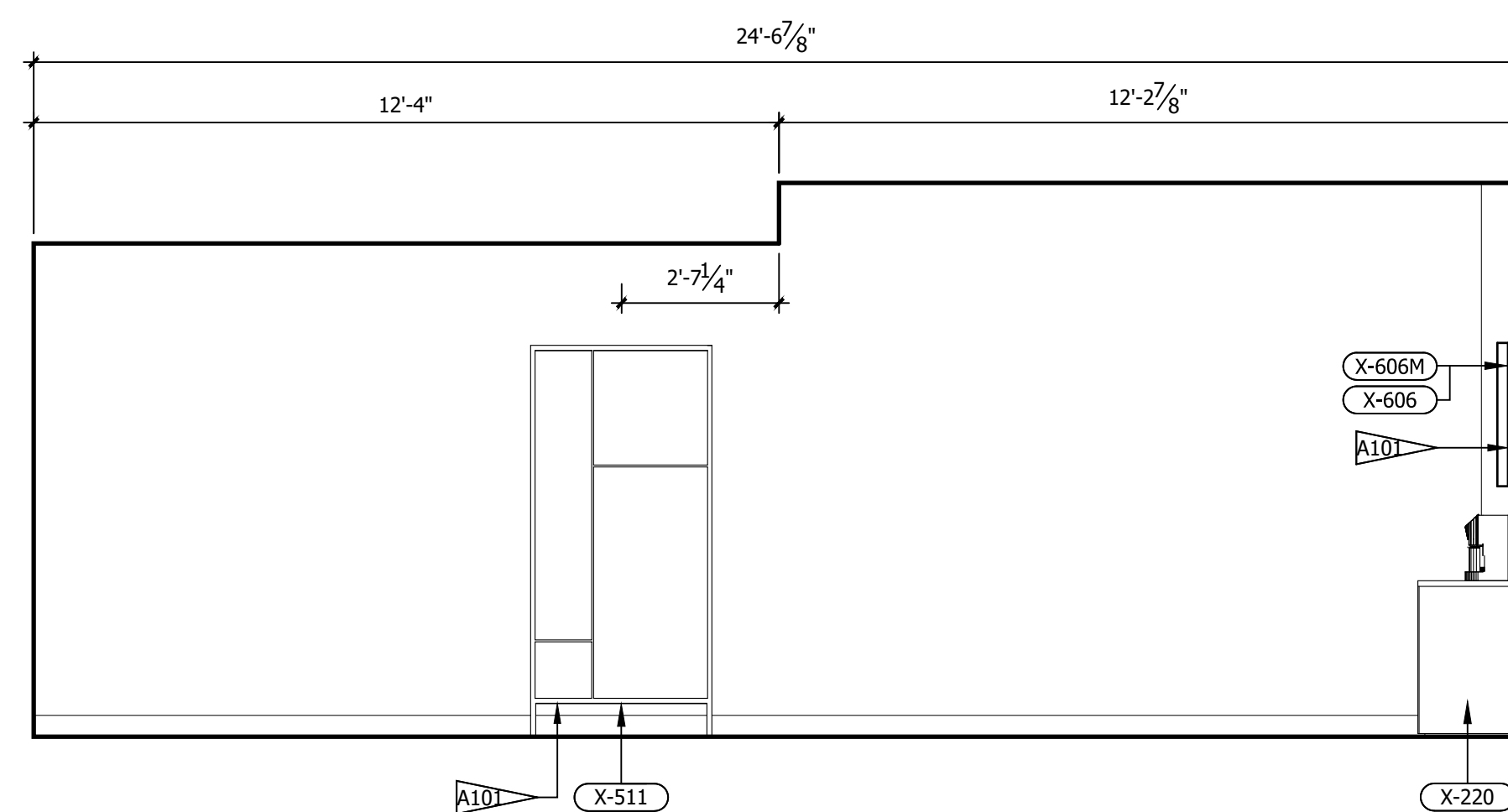
D ROOM ELEVATION
3/8" = 1'-0"



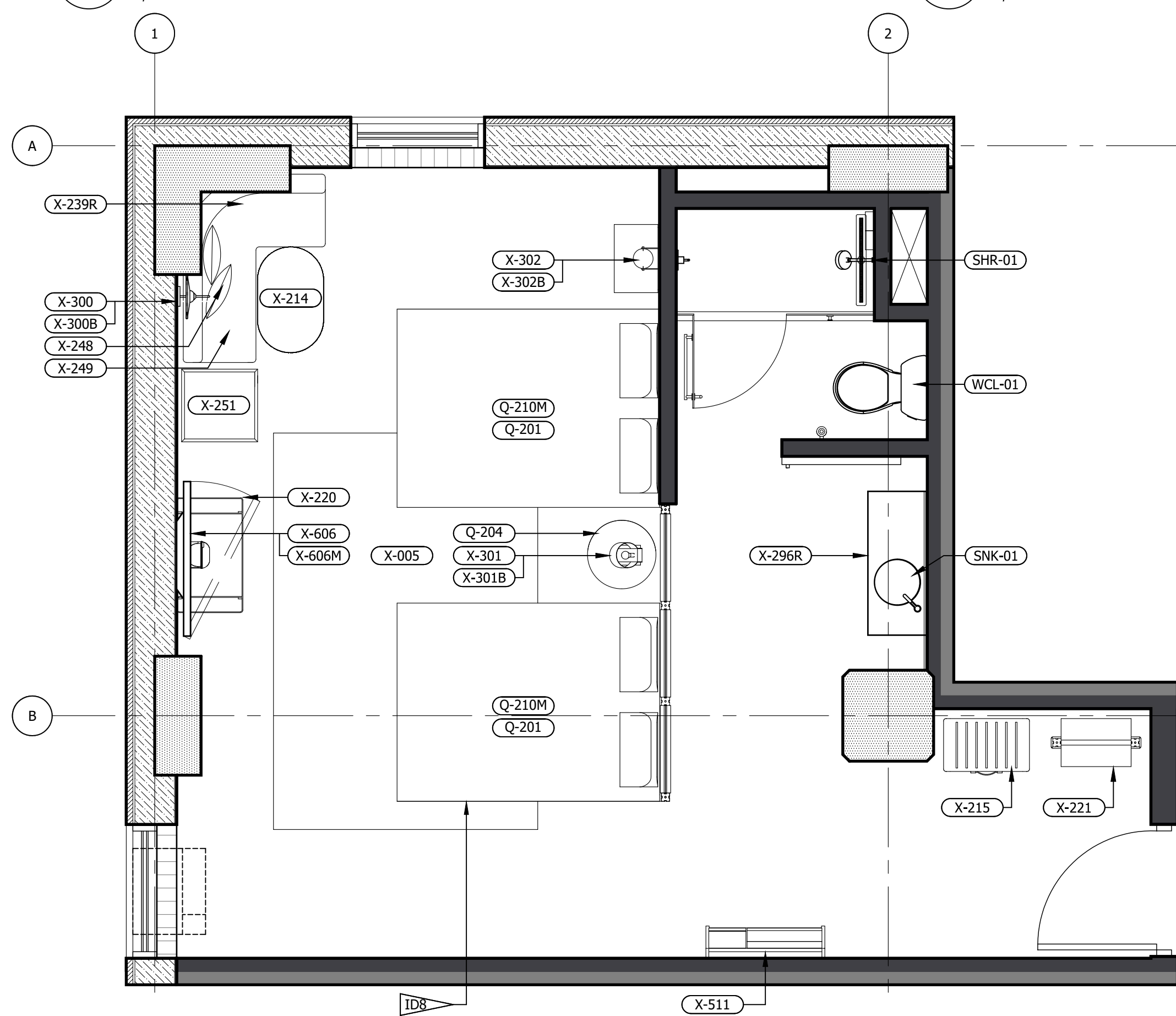
C ROOM ELEVATION
3/8" = 1'-0"



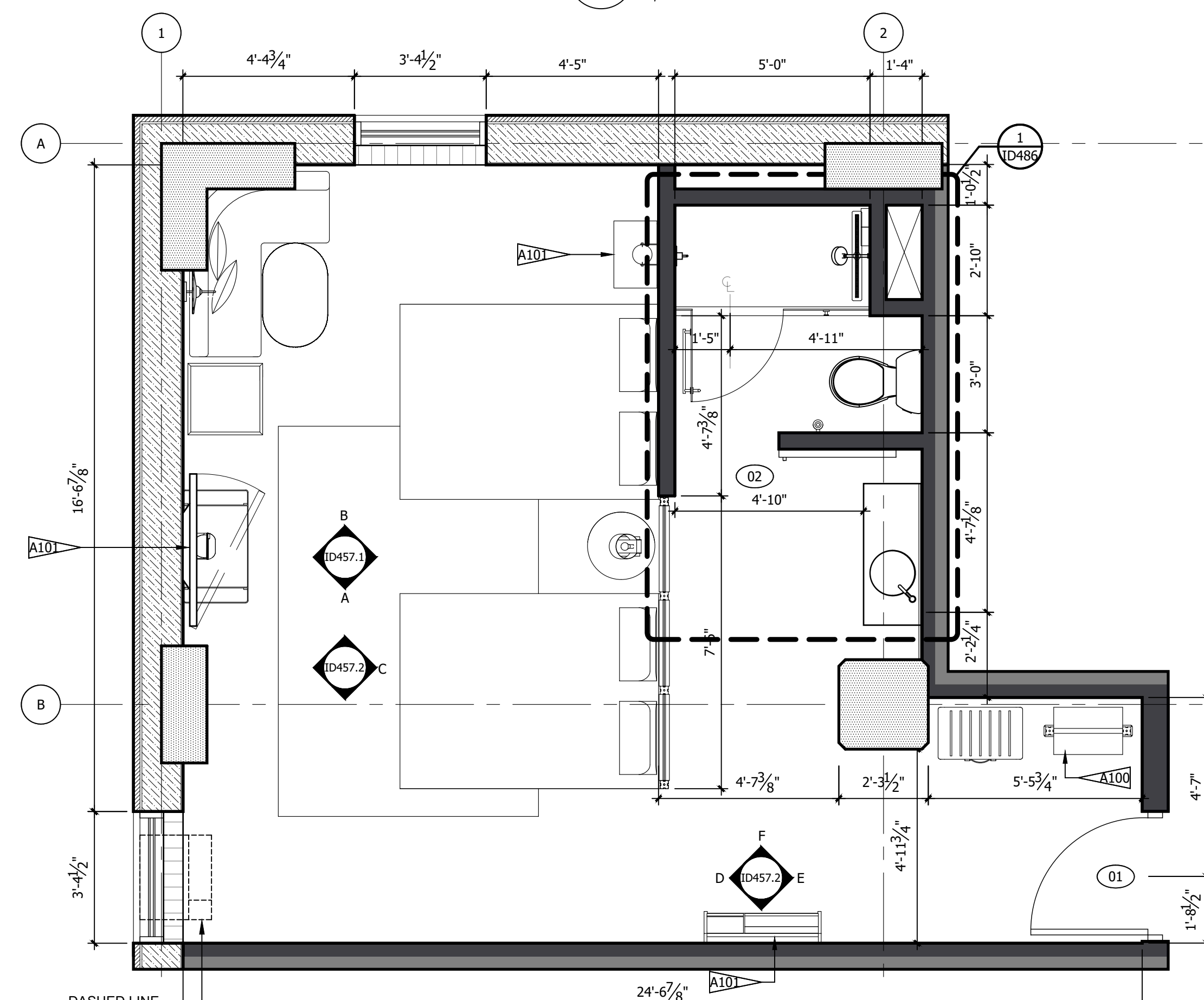
B ROOM ELEVATION
3/8" = 1'-0"



A ROOM ELEVATION
3/8" = 1'-0"



2 FFE PLAN (LEFT & RIGHT)
3/8" = 1'-0"




1 ARCHITECTURAL PLAN
3/8" = 1'-0"

REFERENCE NOTES	
A.	REFER TO DESIGN STANDARDS, "GUESTROOMS" CHAPTER, FOR MAIN REQUIREMENTS RELATED TO THIS ARCHITECT IS RESPONSIBLE FOR DESIGNING PROJECT IN ACCORDANCE WITH THE ENTIRE DESIGN STANDARDS.
B.	REFER TO ELECTRICAL SECTION OF BPM FOR SWITCHTYPE AND COVER.
GENERAL NOTES	
1.	DIMENSIONS ARE TO FACE OF PARTITION UNLESS NOTED OTHERWISE. HOLD MINIMUM CLEAR DIMENSIONS.
2.	ELECTRICAL OUTLETS SHOWN ON ELEC/ PLUMBING/ MECH PLAN AND ON ELEVATIONS ARE FOR DEVICES AND FIXTURES SPECIFIED. ADDITIONAL OUTLETS MAY BE REQUIRED BY LOCAL BUILDING CODES.
3.	ALL DUPLEX RECEPTACLES TO BE INSTALLED @ 18" AFF UNO TYP.
4.	ALL ELECTRICAL DIMENSIONS ARE TO THE CENTERLINE UNLESS NOTED OTHERWISE.
5.	G.C. TO PROVIDE BLOCKING AND / OR STRAPPING FOR ALL ITEMS ATTACHED TO WALLS OR MOUNTED TO CEILING ARCHITECT OF RECORD TO REVIEW.
6.	LOCATE STEAMER CONVENIENCE OUTLET ADJACENT TO WARDROBE AT 30" AFF
7.	WARDROBE AND SCREEN WALL BASE PLATE SHALL BE MOUNTED PRIOR TO LVT, DRILLING THROUGH LVT WILL VOID MANUFACTURER WARRANTY
8.	ALL GUEST FACING WALLS SHALL BE LEVEL 5, EGHELL FINISH
9.	INDICATE TAG FOR EL-001 LEGRAND OUTLET AT BANQUETTE AT 36" AFF
10.	LOCATE SWITCH FOR SCONCE X-300 ABOVE THE LEGRAND SPECIALTY POWER OUTLET
11.	RED CORD AT LIGHT FIXTURE X-301 AND X-302 SHALL BE INTENTIONALLY EXPOSED APPROXIMATELY 3"
12.	ROLLER SHADE SHALL INCLUDE 'BINARY TWEED' GRAPHIC PRINT, CONTACT VQC VENDOR FOR GRAPHICS
CRITERIA NOTES	
CRITERIA NOTES ARE SHOWN CATEGORIZED BY DISCIPLINE AND COULD BE INTERPRETED TO APPLY TO MORE THAN ONE DISCIPLINE. FOR EFFICIENCY, NOTES ARE ONLY SHOWN UNDER ONE PREDOMINANT DISCIPLINE. CONSULTANTS SHOULD FAMILIARIZE THEMSELVES WITH ALL CRITERIA NOTES.	
AD ARCHITECTURAL	
A100	FFE SCREEN TO BE SECURED TO FLOOR AND STRUCTURE ABOVE
A101	PROVIDE BLOCKING IN WALL
IDO INTERIOR DESIGN	
ID2	OWNER FURNISHED COFFEE MAKER
ID8	SPECIFIED LVT/CARPET TILE INSET SYSTEM DOES NOT REQUIRE A TRANSITION STRIP BETWEEN LVT AND LVT FLOORING UNDERLAYMENT WILL BE INSTALLED UNDER LVT AND CARPET TILE FLOORING.
ID22	OWNER FURNISHED SAFE
ID35	PROVIDE MOTORIZED DRAPERY IN ACCESSIBLE ROOMS.
ID39	PROVIDE BLACK RECEPTACLE AND SWITCH PLATES WHEN ON ACCENT WALL.
ID40	COORDINATE OUTLET PLACEMENT WITH BED LOCATION.
ID43	REFER TO THE ALOFT WINDOW TREATMENT PACKAGE FOR ROLLER SHADE SPECIFICATIONS.
ID46	REFER TO INTERIOR DESIGN SPECIFICATIONS MANUAL FOR MOUNTING HEIGHT AND FOR INSTALLATION DIAGRAMS. CONTACT MANUFACTURER FOR ADDITIONAL INFORMATION.

IMPORTANT NOTICE TO ALL CONTRACTORS AND OR SUBCONTRACTORS: (COMPLETE BUILDING SYSTEMS AND OR INSTALLATIONS)

- IF AWARDED A CONTRACT FOR ANY PORTION OF WORK NEEDED TO COMPLETE THIS PROJECT YOU ARE AGREEING TO THE FOLLOWING TERMS:
- YOU ARE A QUALIFIED CONTRACTOR AND OR SUBCONTRACTOR SPECIFICALLY IN PROVIDING A COMPLETE TURNKEY SERVICE IN YOUR TRADE OR PROFESSION FOR THE TYPE OF WORK AND SCOPE FOR THIS PROJECT.
- YOUR BID INCLUDES ALL THE STEPS, PROCESSES, MATERIALS, PRODUCTS, GOVERNING PERMITS AND APPROVALS NECESSARY TO PROVIDE A COMPLETED AND WARRANTED SYSTEM OR INSTALLATION THAT DOES NOT REQUIRE ANOTHER CONTRACTOR OR PRODUCT TO COMPLETE YOUR SCOPE OF WORK.
- YOUR BID MUST HAVE INCLUDED ANY DESIGN INFORMATION REFERENCED WITHIN ANY CIVIL, ARCHITECTURAL, STRUCTURAL, MECHANICAL, ELECTRICAL AND OR PLUMBING DRAWINGS. ALSO NOTE THESE DRAWINGS ARE SCHEMATIC AND ARE INTENDED TO SHOW ONLY BASIC CONCEPTS AND GENERAL INFORMATION THE COMPLETION OF YOUR WORK MAY INCLUDE OTHER STEPS, PROCESSES, MATERIALS, PRODUCTS, LABOR, GOVERNING PERMITS AND OR APPROVALS NECESSARY TO PROVIDE A COMPLETE SYSTEM INSTALLATION WHETHER SUGGESTED ON THE DRAWINGS OR NOT.
- AS AN EXAMPLE: ITEMS AND OR TASKS LIKE: FIRE CALLER, DRAFT STOPS, FASTENERS, ANCHORS, EMBEDMENTS, DUMPSTERS, DEBRIS CLEAN UP, ETC. ARE YOUR RESPONSIBILITY. ANY WORK NOT COMPLETED IN A TIMELY MANNER, OR INCOMPLETE WORK WILL BE BILLED BACK TO THE CONTRACTOR AND OR SUBCONTRACTOR, AT THE OWNERS' DISCRETION.

NO.	DESCRIPTION	DATE	BY
-	ISSUED FOR DEMOLITION	06/09/17	MV
-	ISSUED TO FRANCHISE	06/09/17	MV
-	ISSUED FOR BID (ID ONLY)	07/21/17	MV
-	ISSUED FOR PERMIT	08/17/17	MV
-	ISSUED FOR PERMIT	08/04/17	MV
-	FOR FINAL APPROVAL	10/02/17	MV
-	ISSUED FOR PERMIT	11/28/17	MV
-	RE-ISSUED FOR PERMIT	03/07/18	AN
-	REV. DETAILS ON A700.2	06/04/18	AVK
-	RE-90% FRANCHISE COMMENTS	06/04/18	AVK



ARCHITECTURE
URBAN PLANNING
INTERIORS
HOTELS/ HOUSING/ MIXED USE
1800.630.3750
CA-SERVICES
ca@mwtusa.com / 1800.717.5816

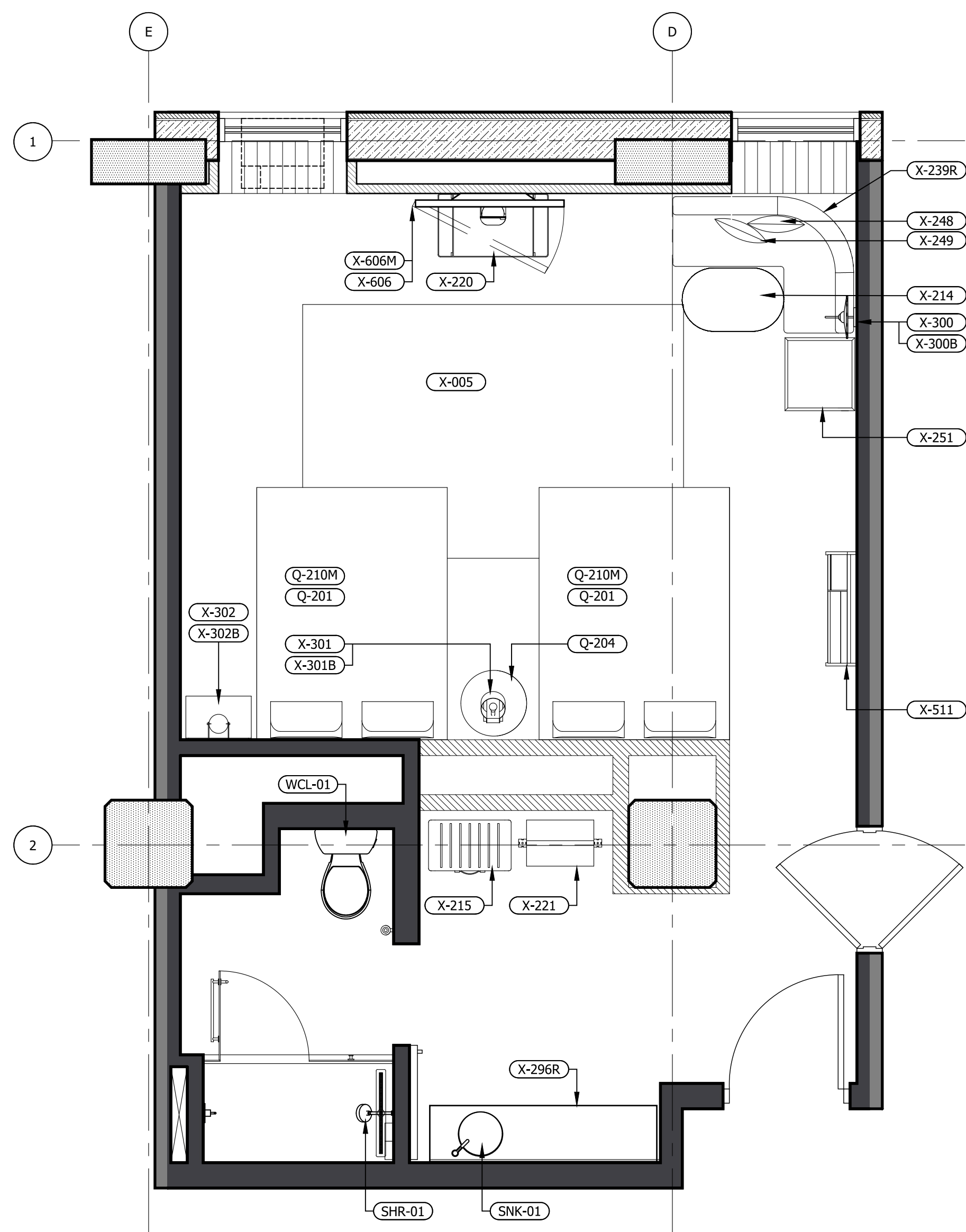


WARNING
IT IS A VIOLATION OF THE LAW FOR ANY PERSON, UNLESS ACTING UNDER THE DIRECTION OF THE ARCHITECT TO ALTER OR REPRODUCE THESE DRAWINGS IN ANY WAY.

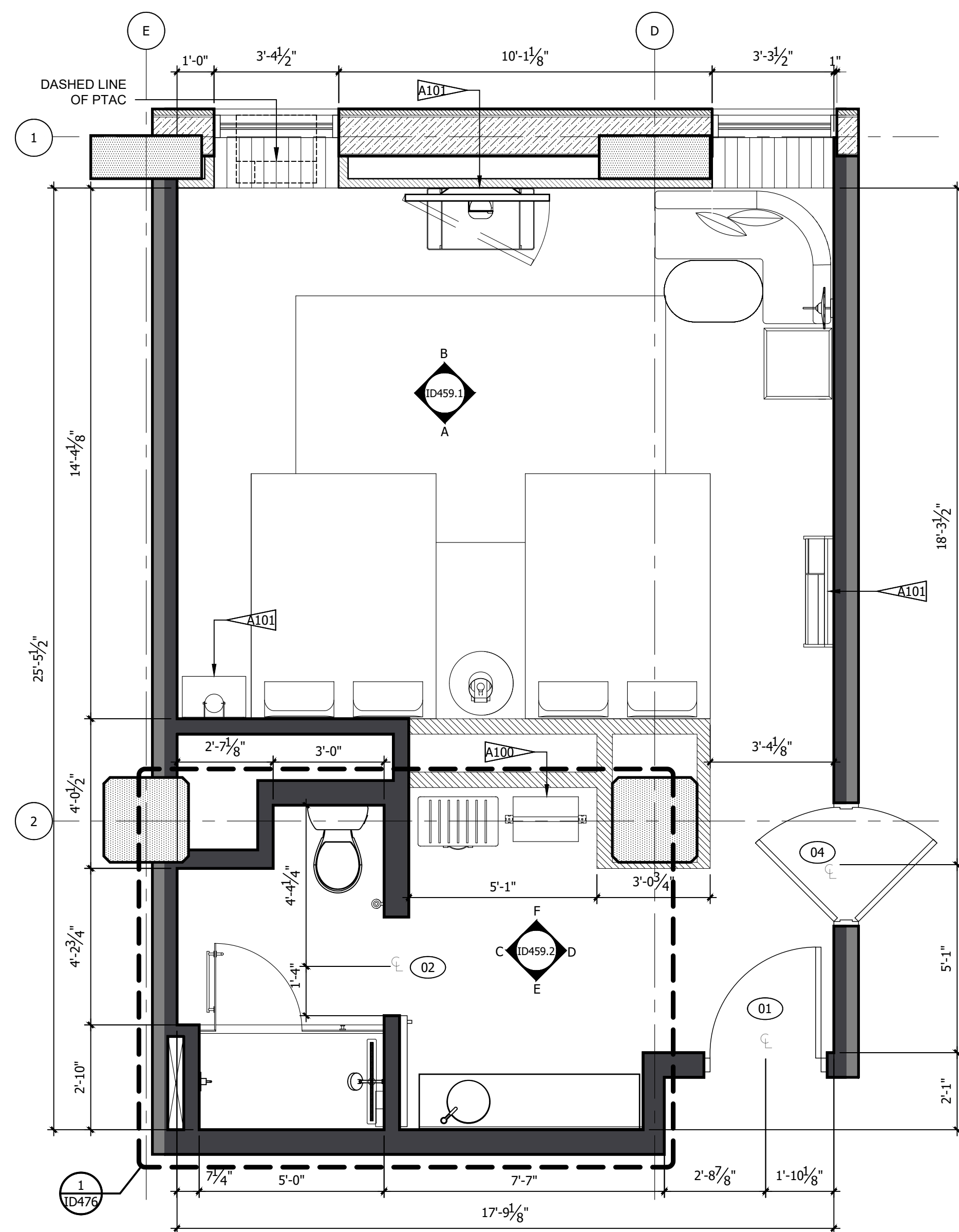
ALOFT
MEMPHIS
DOWNTOWN
63 NORTH B.B. KING BLVD.
MEMPHIS, TENNESSEE 38103

PROJECT NO.: 16 006
DATE: 04-12-2019
DRAWN BY: EW/RW
CHKD. BY: MWT

ENLARGED RM# 7
DOUBLE QUEEN
PLANS & DETAILS
SHEET ID457



2 FFE PLAN (LEFT & RIGHT)
3/8" = 1'-0"



1 ARCHITECTURAL PLAN
3/8" = 1'-0"

- REFERENCE NOTES**
- REFER TO DESIGN STANDARDS, "GUESTROOMS" CHAPTER, FOR MAIN REQUIREMENTS RELATED TO THIS ARCHITECT IS RESPONSIBLE FOR DESIGNING PROJECT IN ACCORDANCE WITH THE ENTIRE DESIGN STANDARDS.
 - REFER TO ELECTRICAL SECTION OF BPM FOR SWITCHTYPE AND COVER.
- GENERAL NOTES**
- DIMENSIONS ARE TO FACE OF PARTITION UNLESS NOTED OTHERWISE. HOLD MINIMUM CLEAR DIMENSIONS.
 - ELECTRICAL OUTLETS SHOWN ON ELEC/ PLUMBING/ MECH PLAN AND ON ELEVATIONS ARE FOR DEVICES AND FIXTURES SPECIFIED. ADDITIONAL OUTLETS MAY BE REQUIRED BY LOCAL BUILDING CODES.
 - ALL DUPLEX RECEPTACLES TO BE INSTALLED @ 18" AFF UNO TYP.
 - ALL ELECTRICAL DIMENSIONS ARE TO THE CENTERLINE UNLESS NOTED OTHERWISE.
 - G.C. TO PROVIDE BLOCKING AND / OR STRAPPING FOR ALL ITEMS ATTACHED TO WALLS OR MOUNTED TO CEILING ARCHITECT OF RECORD TO REVIEW.
 - LOCATE STEAMER CONVENIENCE OUTLET ADJACENT TO WADROBE AT 30" AFF
 - WADROBE AND SCREEN WALL BASE PLATE SHALL BE MOUNTED PRIOR TO LVT, DRILLING THROUGH LVT WILL VOID MANUFACTURER WARRANTY
 - ALL GUEST FACING WALLS SHALL BE LEVEL 5, EGHELL FINISH
 - INDICATE TAG FOR EL-001 LEGRAND OUTLET AT BANQUETTE AT 36" AFF
 - LOCATE SWITCH FOR SCONCE X-300 ABOVE THE LEGRAND SPECIALTY POWER OUTLET
 - RED CORD AT LIGHT FIXTURE X-301 AND X-302 SHALL BE INTENTIONALLY EXPOSED APPROXIMATELY 3"
 - ROLLER SHADE SHALL INCLUDE 'BINARY TWEED' GRAPHIC PRINT, CONTACT VQC VENDOR FOR GRAPHICS

- CRITERIA NOTES**
- CRITERIA NOTES ARE SHOWN CATEGORIZED BY DISCIPLINE AND COULD BE INTERPRETED TO APPLY TO MORE THAN ONE DISCIPLINE. FOR EFFICIENCY, NOTES ARE ONLY SHOWN UNDER ONE PREDOMINANT DISCIPLINE. CONSULTANTS SHOULD FAMILIARIZE THEMSELVES WITH ALL CRITERIA NOTES.


ARCHITECTURAL

- A100 FFE SCREEN TO BE SECURED TO FLOOR AND STRUCTURE ABOVE
- A101 PROVIDE BLOCKING IN WALL

INTERIOR DESIGN

- ID2 OWNER FURNISHED COFFEE MAKER
- ID8 SPECIFIED LVT/CARPET TILE INSET SYSTEM DOES NOT REQUIRE A TRANSITION STRIP BETWEEN LVT AND LVT FLOORING UNDERLAYMENT WILL BE INSTALLED UNDER LVT AND CARPET TILE FLOORING.
- ID22 OWNER FURNISHED SAFE
- ID35 PROVIDE MOTORIZED DRAPERY IN ACCESSIBLE ROOMS.
- ID39 PROVIDE BLACK RECEPTACLE AND SWITCH PLATES WHEN ON ACCENT WALL.
- ID40 COORDINATE OUTLET PLACEMENT WITH BED LOCATION.
- ID43 REFER TO THE ALOFT WINDOW TREATMENT PACKAGE FOR ROLLER SHADE SPECIFICATIONS.
- ID46 REFER TO INTERIOR DESIGN SPECIFICATIONS MANUAL FOR MOUNTING HEIGHT AND FOR INSTALLATION DIAGRAMS. CONTACT MANUFACTURER FOR ADDITIONAL INFORMATION.

NO.	DESCRIPTION	DATE	BY
-	ISSUED FOR DEMOLITION	06/09/17	MV
-	ISSUED TO FRANCHISE	06/09/17	MV
-	ISSUED FOR BID (ID ONLY)	07/21/17	MV
-	ISSUED TO FRANCHISE	08/17/17	MV
-	ISSUED FOR PERMIT	08/04/17	MV
-	FOR FINAL APPROVAL	10/02/17	MV
-	ISSUED FOR PERMIT	11/28/17	MV
-	RE-ISSUED FOR PERMIT	03/07/18	AN
-	REV. DETAILS ON A700.2	06/04/18	AVK
-	RE-90% FRANCHISE COMMENTS	06/04/18	AVK



ARCHITECTURE
URBAN PLANNING
INTERIORS
HOTELS/ HOUSING/ MIXED USE
1800.630.3750
CA-SERVICES
ca@mwtusa.com / 1800.717.5816



WARNING
IT IS A VIOLATION OF THE LAW FOR ANY PERSON, UNLESS ACTING UNDER THE DIRECTION OF THE ARCHITECT, TO ALTER OR REPRODUCE THESE DRAWINGS IN ANY WAY.

ALOFT
MEMPHIS
DOWNTOWN
63 NORTH B.B. KING BLVD.
MEMPHIS, TENNESSEE 38103

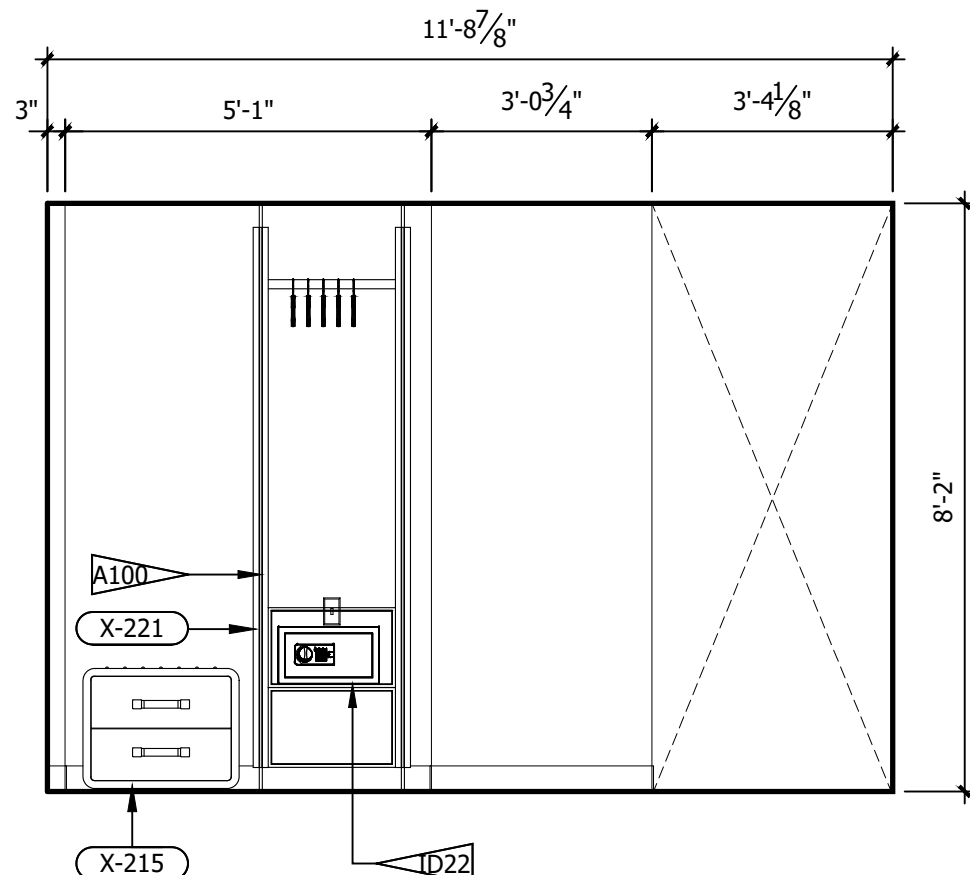
PROJECT NO.: 16 006
DATE: 04-12-2019
DRAWN BY: EW/RW
CHKD. BY: MWT

ENLARGED RM# 9
DOUBLE QUEEN
PLANS & DETAILS

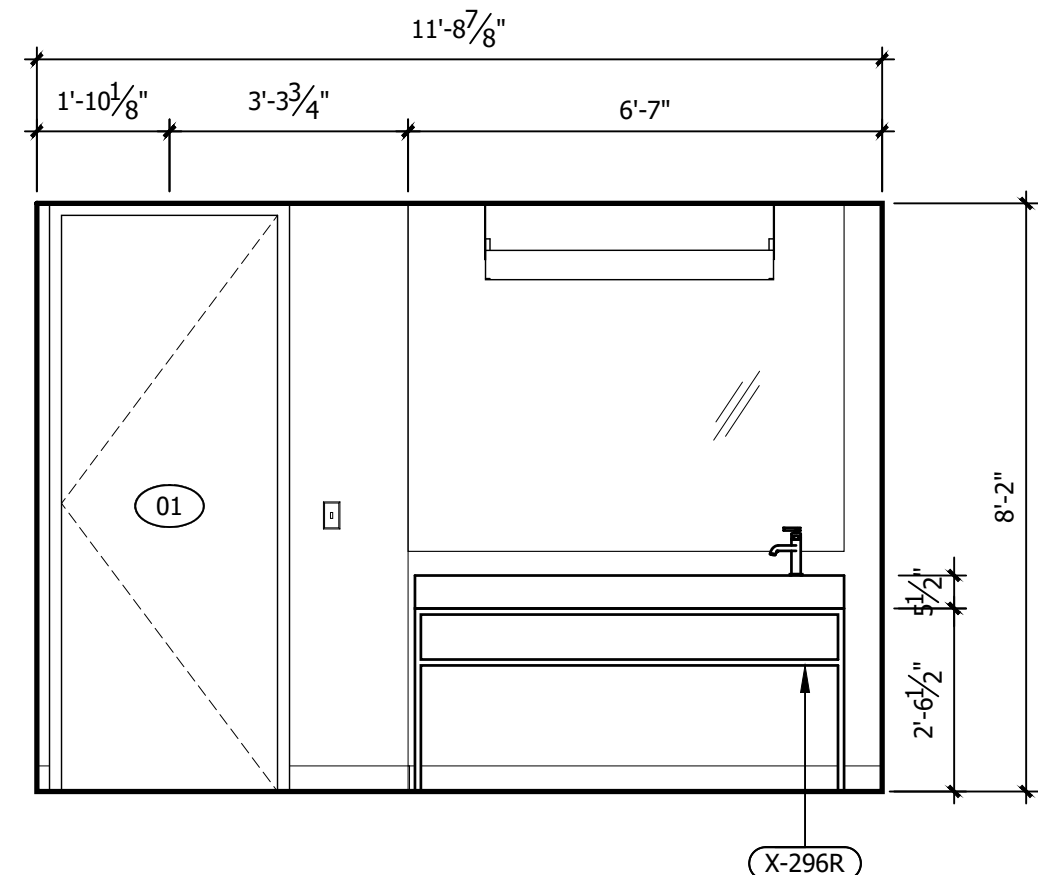
SHEET ID459.1

IMPORTANT NOTICE TO ALL CONTRACTORS AND OR SUBCONTRACTORS: (COMPLETE BUILDING SYSTEMS AND OR INSTALLATIONS)

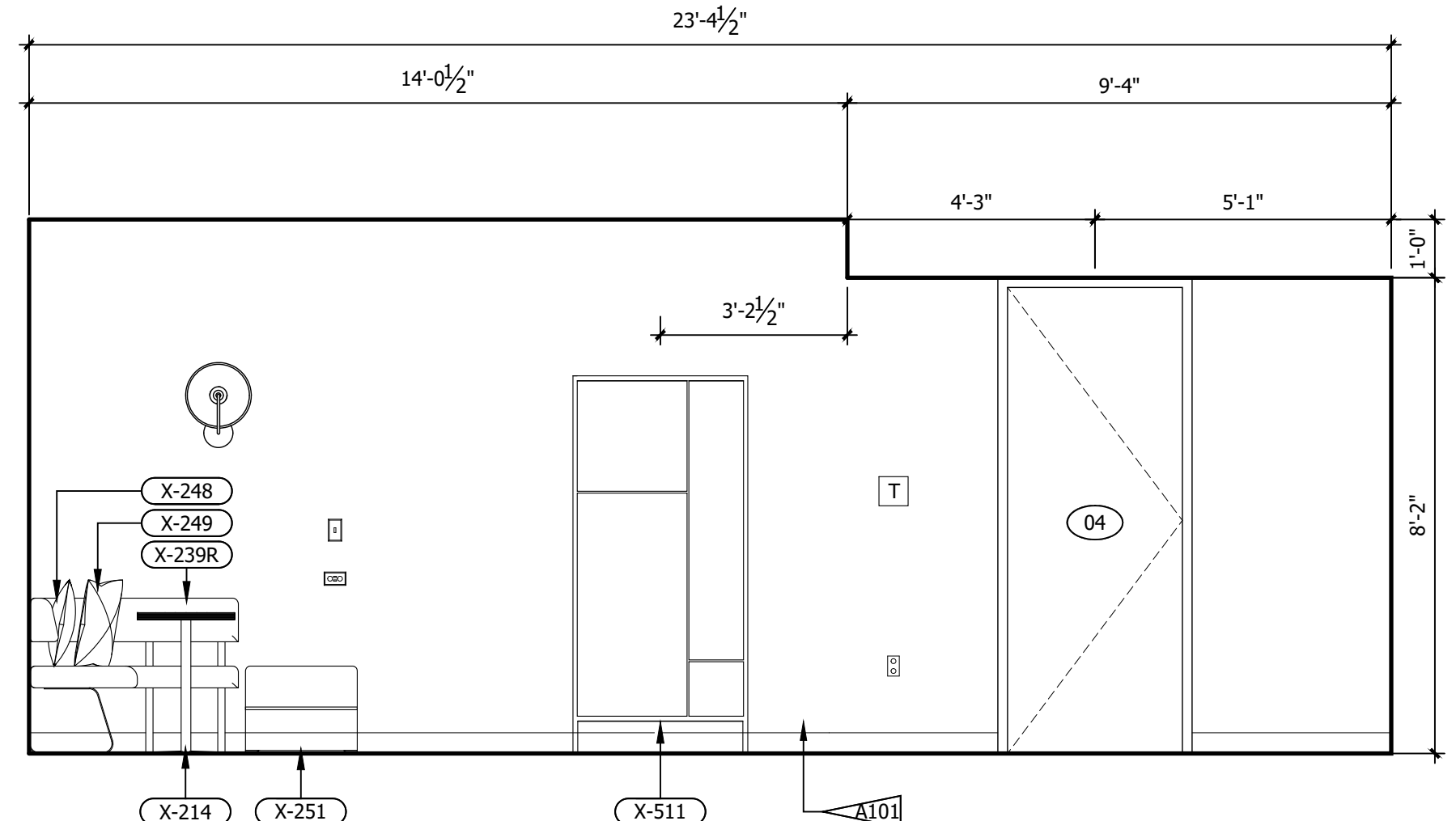
- IF AWARDED A CONTRACT FOR ANY PORTION OF WORK NEEDED TO COMPLETE THIS PROJECT YOU ARE AGREEING TO THE FOLLOWING TERMS:
- YOU ARE A QUALIFIED CONTRACTOR AND OR SUBCONTRACTOR SPECIFICALLY IN PROVIDING A COMPLETE TURNKEY SERVICE IN YOUR TRADE OR PROFESSION FOR THE TYPE OF WORK AND SCOPE FOR THIS PROJECT.
- YOU AGREE TO PROVIDE A COMPLETE DESIGN BUILD SOLUTION BASED ON THE ARCHITECTS INTENDED DESIGN FOR THIS PROJECT.
- YOUR BID INCLUDED ALL THE STEPS, PROCESSES, MATERIALS, PRODUCTS, GOVERNING PERMITS AND APPROVALS NECESSARY TO PROVIDE A COMPLETED AND WARRANTED SYSTEM OR INSTALLATION THAT DOES NOT REQUIRE ANOTHER CONTRACTOR OR PRODUCT TO COMPLETE YOUR SCOPE OF WORK.
- YOUR BID MUST HAVE INCLUDED ANY DESIGN INFORMATION REFERENCED WITHIN ANY CIVIL, ARCHITECTURAL, STRUCTURAL, MECHANICAL, ELECTRICAL AND OR PLUMBING DRAWINGS. ALSO NOTE THESE DRAWINGS ARE SCHEMATIC AND ARE INTENDED TO SHOW ONLY BASIC CONCEPTS AND GENERAL INFORMATION THE COMPLETION OF YOUR WORK MAY INCLUDE OTHER STEPS, PROCESSES, MATERIALS, PRODUCTS, LABOR, GOVERNING PERMITS AND OR APPROVALS NECESSARY TO PROVIDE A COMPLETE SYSTEM INSTALLATION WHETHER SUGGESTED ON THE DRAWINGS OR NOT.
- AS AN EXAMPLE: ITEMS AND OR TASKS LIKE: FIRE CALLS, DRAFT STOPS, FASTENERS, ANCHORS, EMBEDMENTS, DUMPSTERS, DEBRIS CLEAN UP, ETC. ARE YOUR RESPONSIBILITY. ANY WORK NOT COMPLETED IN A TIMELY MANNER, OR INCOMPLETE WORK WILL BE BILLED BACK TO THE CONTRACTOR AND OR SUBCONTRACTOR, AT THE OWNERS' DISCRETION.



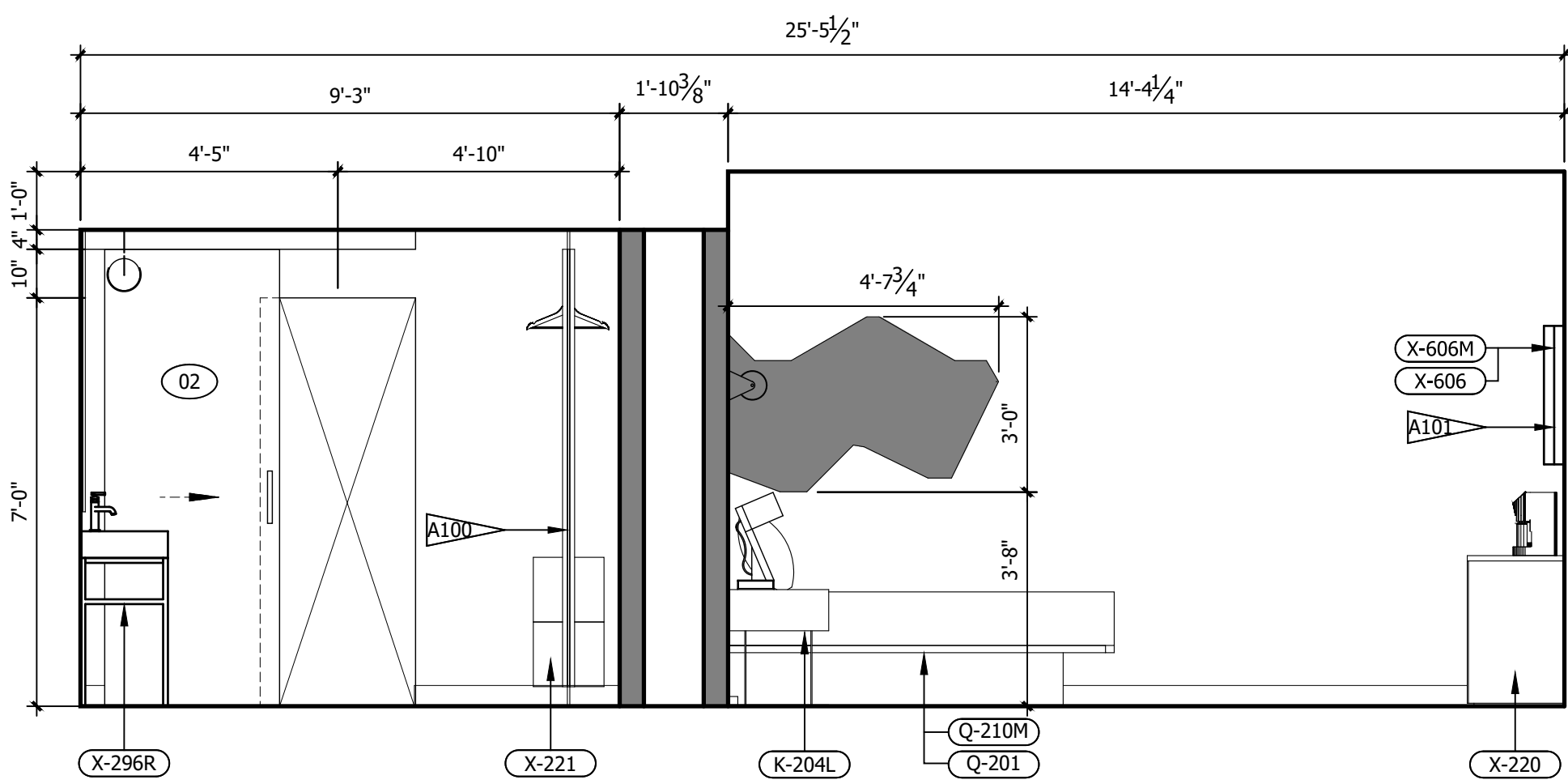
F ROOM ELEVATION
3/8" = 1'-0"



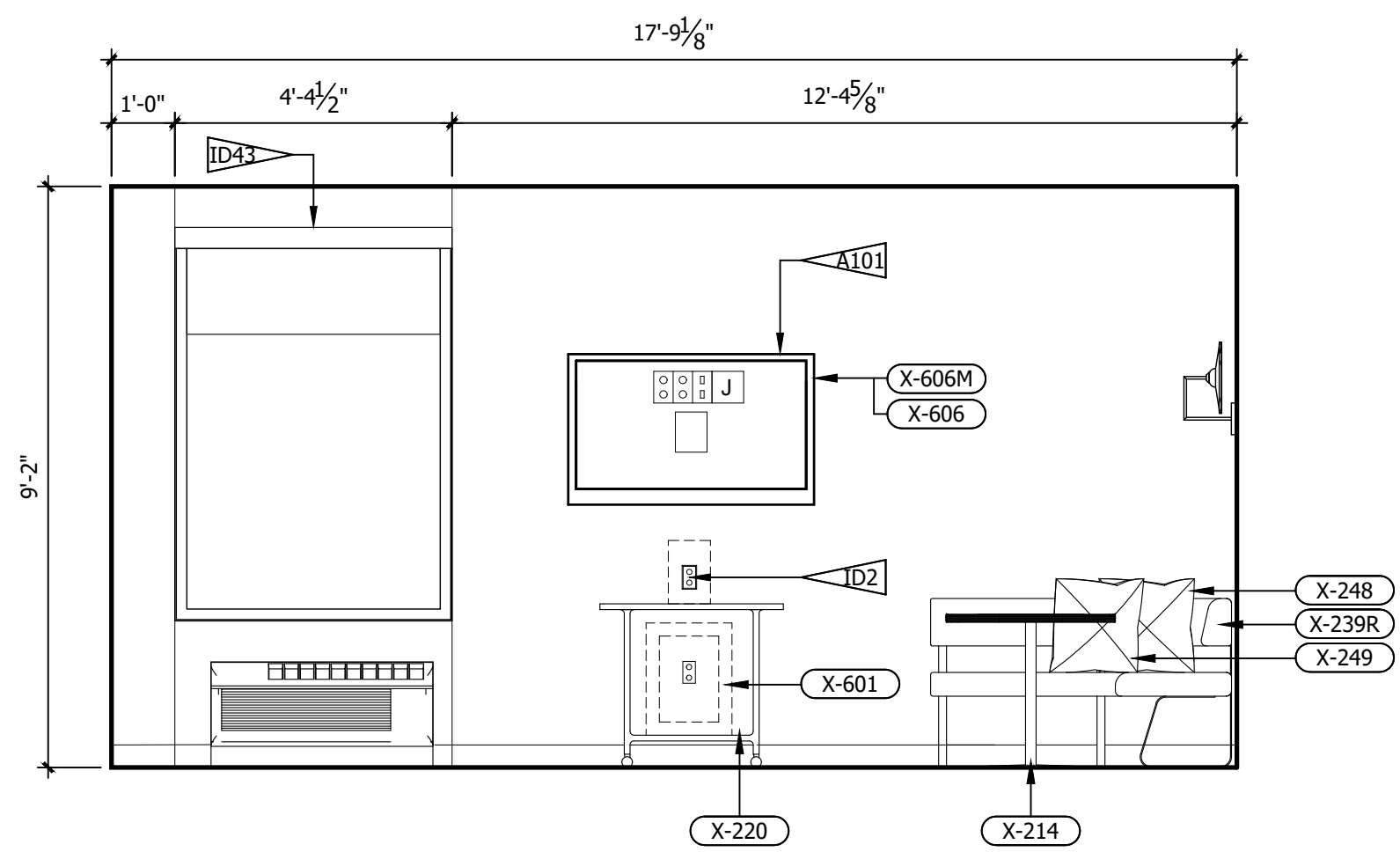
E ROOM ELEVATION
3/8" = 1'-0"



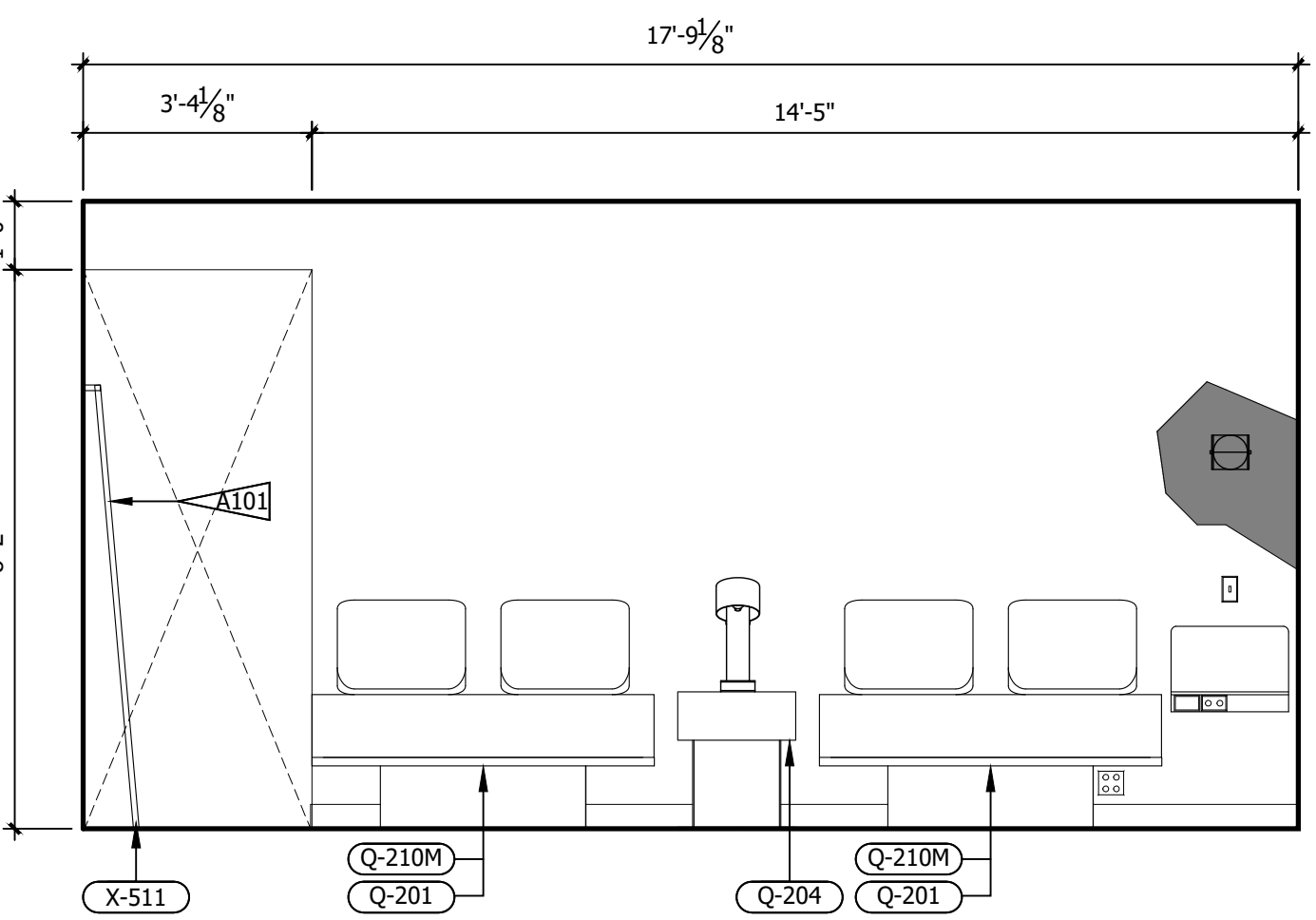
D ROOM ELEVATION
3/8" = 1'-0"



C ROOM ELEVATION
3/8" = 1'-0"



B ROOM ELEVATION
3/8" = 1'-0"



A ROOM ELEVATION
3/8" = 1'-0"


- REFERENCE NOTES**
- REFER TO DESIGN STANDARDS, "GUESTROOMS" CHAPTER, FOR MAIN REQUIREMENTS RELATED TO THIS ARCHITECT IS RESPONSIBLE FOR DESIGNING PROJECT IN ACCORDANCE WITH THE ENTIRE DESIGN STANDARDS.
 - REFER TO ELECTRICAL SECTION OF BPM FOR SWITCHTYPE AND COVER.
- GENERAL NOTES**
- DIMENSIONS ARE TO FACE OF PARTITION UNLESS NOTED OTHERWISE. HOLD MINIMUM CLEAR DIMENSIONS.
 - ELECTRICAL OUTLETS SHOWN ON ELEC/ PLUMBING/ MECH PLAN AND ON ELEVATIONS ARE FOR DEVICES AND FIXTURES SPECIFIED. ADDITIONAL OUTLETS MAY BE REQUIRED BY LOCAL BUILDING CODES.
 - ALL DUPLEX RECEPTACLES TO BE INSTALLED @ 18" AFF UNO TYP.
 - ALL ELECTRICAL DIMENSIONS ARE TO THE CENTERLINE UNLESS NOTED OTHERWISE.
 - G.C. TO PROVIDE BLOCKING AND / OR STRAPPING FOR ALL ITEMS ATTACHED TO WALLS OR MOUNTED TO CEILING ARCHITECT OF RECORD TO REVIEW.
 - LOCATE STEAMER CONVENIENCE OUTLET ADJACENT TO WADROBE AT 30" AFF
 - WADROBE AND SCREEN WALL BASE PLATE SHALL BE MOUNTED PRIOR TO LVT, DRILLING THROUGH LVT WILL VOID MANUFACTURER WARRANTY
 - ALL GUEST FACING WALLS SHALL BE LEVEL 5, EGHELL FINISH
 - INDICATE TAG FOR EL-001 LEGRAND OUTLET AT BANQUETTE AT 36" AFF
 - LOCATE SWITCH FOR SCONCE X-300 ABOVE THE LEGRAND SPECIALTY POWER OUTLET
 - RED CORD AT LIGHT FIXTURE X-301 AND X-302 SHALL BE INTENTIONALLY EXPOSED APPROXIMATELY 3"
 - ROLLER SHADE SHALL INCLUDE 'BINARY TWEED' GRAPHIC PRINT, CONTACT VQC VENDOR FOR GRAPHICS

- CRITERIA NOTES**
- CRITERIA NOTES ARE SHOWN CATEGORIZED BY DISCIPLINE AND COULD BE INTERPRETED TO APPLY TO MORE THAN ONE DISCIPLINE. FOR EFFICIENCY, NOTES ARE ONLY SHOWN UNDER ONE PREDOMINANT DISCIPLINE. CONSULTANTS SHOULD FAMILIARIZE THEMSELVES WITH ALL CRITERIA NOTES.

- ARCHITECTURAL**
- A100 FFE SCREEN TO BE SECURED TO FLOOR AND STRUCTURE ABOVE
 - A101 PROVIDE BLOCKING IN WALL

- INTERIOR DESIGN**
- ID2 OWNER FURNISHED COFFEE MAKER
 - ID8 SPECIFIED LVT/CARPET TILE INSET SYSTEM DOES NOT REQUIRE A TRANSITION STRIP BETWEEN LVT AND LVT FLOORING UNDERLAYMENT WILL BE INSTALLED UNDER LVT AND CARPET TILE FLOORING.
 - ID22 OWNER FURNISHED SAFE
 - ID35 PROVIDE MOTORIZED DRAPERY IN ACCESSIBLE ROOMS.
 - ID39 PROVIDE BLACK RECEPTACLE AND SWITCH PLATES WHEN ON ACCENT WALL.
 - ID40 COORDINATE OUTLET PLACEMENT WITH BED LOCATION.
 - ID43 REFER TO THE ALOFT WINDOW TREATMENT PACKAGE FOR ROLLER SHADE SPECIFICATIONS.
 - ID46 REFER TO INTERIOR DESIGN SPECIFICATIONS MANUAL FOR MOUNTING HEIGHT AND FOR INSTALLATION DIAGRAMS. CONTACT MANUFACTURER FOR ADDITIONAL INFORMATION.

NO.	DESCRIPTION	DATE	BY
-	ISSUED FOR DEMOLITION	06/09/17	MV
-	ISSUED TO FRANCHISE	06/09/17	MV
-	ISSUED FOR BID (ID ONLY)	07/21/17	MV
-	ISSUED TO FRANCHISE	08/17/17	MV
-	ISSUED FOR PERMIT	08/04/17	MV
-	FOR FINAL APPROVAL	10/02/17	MV
-	ISSUED FOR PERMIT	11/28/17	MV
-	RE-ISSUED FOR PERMIT	03/07/18	AN
-	REV. DETAILS ON A700.2	06/04/18	AVK
-	RE-90% FRANCHISE COMMENTS	06/04/18	AVK



ARCHITECTURE
URBAN PLANNING
INTERIORS
HOTELS/ HOUSING/ MIXED USE
1800.630.3750
CA-SERVICES
ca@mwtusa.com / 1800.717.5816



WARNING
IT IS A VIOLATION OF THE LAW FOR ANY PERSON, UNLESS ACTING UNDER THE DIRECTION OF THE ARCHITECT, TO ALTER OR REPRODUCE THESE DRAWINGS IN ANY WAY.

**ALOFT
MEMPHIS
DOWNTOWN**

63 NORTH B.B. KING BLVD.
MEMPHIS, TENNESSEE 38103

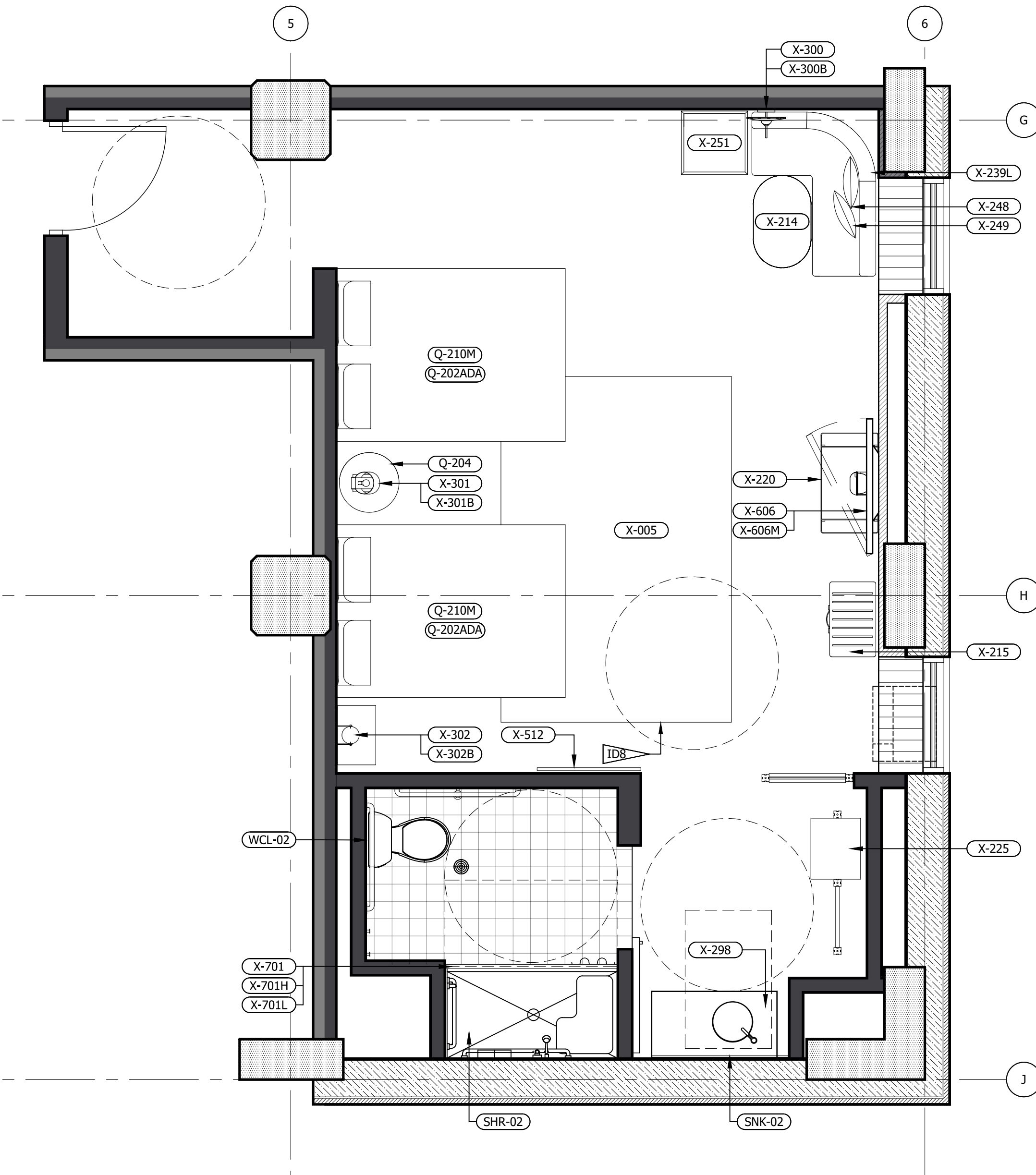
PROJECT NO.: 16 006
DATE: 04-12-2019
DRAWN BY: EW/RW
CHKD. BY: MWT

**ENLARGED RM# 9
DOUBLE QUEEN
ELEVATIONS**

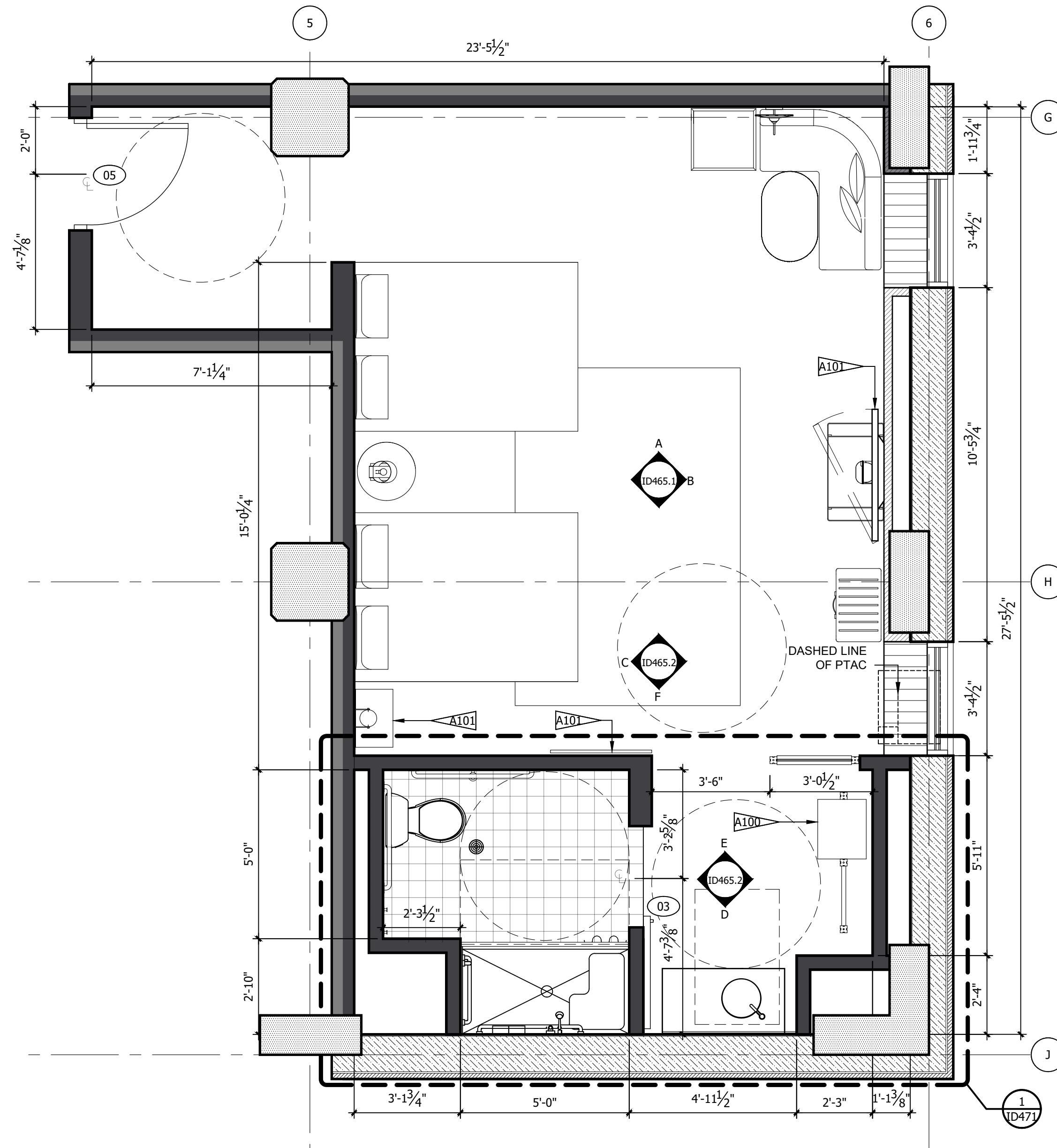
SHEET ID459.2

IMPORTANT NOTICE TO ALL CONTRACTORS AND OR SUBCONTRACTORS: (COMPLETE BUILDING SYSTEMS AND OR INSTALLATIONS)

- IF AWARDED A CONTRACT FOR ANY PORTION OF WORK NEEDED TO COMPLETE THIS PROJECT YOU ARE AGREEING TO THE FOLLOWING TERMS:
- YOU ARE A QUALIFIED CONTRACTOR AND OR SUBCONTRACTOR SPECIFICALLY IN PROVIDING A COMPLETE TURNKEY SERVICE IN YOUR TRADE OR PROFESSION FOR THE TYPE OF WORK AND SCOPE FOR THIS PROJECT.
- YOU AGREE TO PROVIDE A COMPLETE DESIGN BIDD SOLUTION BASED ON THE ARCHITECTS INTENDED DESIGN FOR THIS PROJECT.
- YOUR BID INCLUDED ALL THE STEPS, PROCESSES, MATERIALS, PRODUCTS, GOVERNING PERMITS AND APPROVALS NECESSARY TO PROVIDE A COMPLETED AND WARRANTED SYSTEM OR INSTALLATION THAT DOES NOT REQUIRE ANOTHER CONTRACTOR OR PRODUCT TO COMPLETE YOUR SCOPE OF WORK.
- YOUR BID MUST HAVE INCLUDED ANY DESIGN INFORMATION REFERENCED WITHIN ANY CIVIL, ARCHITECTURAL, STRUCTURAL, MECHANICAL, ELECTRICAL AND OR PLUMBING DRAWINGS. ALSO NOTE THESE DRAWINGS ARE SCHEMATIC AND ARE INTENDED TO SHOW ONLY BASIC CONCEPTS AND GENERAL INFORMATION THE COMPLETION OF YOUR WORK MAY INCLUDE OTHER STEPS, PROCESSES, MATERIALS, PRODUCTS, LABOR, GOVERNING PERMITS AND OR APPROVALS NECESSARY TO PROVIDE A COMPLETE SYSTEM INSTALLATION WHETHER SUGGESTED ON THE DRAWINGS OR NOT.
- AS AN EXAMPLE: ITEMS AND OR TASKS LIKE: FIRE CALLS, DRAFT STOPS, FASTENERS, ANCHORS, EMBEDMENTS, DUMPSTERS, DEBRIS CLEAN UP, ETC. ARE YOUR RESPONSIBILITY. ANY WORK NOT COMPLETED IN A TIMELY MANNER, OR INCOMPLETE WORK WILL BE BILLED BACK TO THE CONTRACTOR AND OR SUBCONTRACTOR, AT THE OWNERS' DISCRETION.



2 FFE PLAN (LEFT & RIGHT)
3/8" = 1'-0"



1 ARCHITECTURAL PLAN
3/8" = 1'-0"

- REFERENCE NOTES**
- REFER TO DESIGN STANDARDS, "GUESTROOMS" CHAPTER, FOR MAIN REQUIREMENTS RELATED TO THIS ARCHITECT IS RESPONSIBLE FOR DESIGNING PROJECT IN ACCORDANCE WITH THE ENTIRE DESIGN STANDARDS.
 - REFER TO ELECTRICAL SECTION OF BPM FOR SWITCHTYPE AND COVER.
- GENERAL NOTES**
- DIMENSIONS ARE TO FACE OF PARTITION UNLESS NOTED OTHERWISE. HOLD MINIMUM CLEAR DIMENSIONS.
 - ELECTRICAL OUTLETS SHOWN ON ELEC/ PLUMBING/ MECH PLAN AND ON ELEVATIONS ARE FOR DEVICES AND FIXTURES SPECIFIED. ADDITIONAL OUTLETS MAY BE REQUIRED BY LOCAL BUILDING CODES.
 - ALL DUPLEX RECEPTACLES TO BE INSTALLED @ 18" AFF UNO TYP.
 - ALL ELECTRICAL DIMENSIONS ARE TO THE CENTERLINE UNLESS NOTED OTHERWISE.
 - G.C. TO PROVIDE BLOCKING AND / OR STRAPPING FOR ALL ITEMS ATTACHED TO WALLS OR MOUNTED TO CEILING ARCHITECT OF RECORD TO REVIEW.
 - LOCATE STEAMER CONVENIENCE OUTLET ADJACENT TO WADROBE AT 30" AFF
 - WADROBE AND SCREEN WALL BASE PLATE SHALL BE MOUNTED PRIOR TO LVT, DRILLING THROUGH LVT WILL VOID MANUFACTURER WARRANTY
 - ALL GUEST FACING WALLS SHALL BE LEVEL 5, EGHELL FINISH
 - INDICATE TAG FOR EL-001 LEGRAND OUTLET AT BANQUETTE AT 36" AFF
 - LOCATE SWITCH FOR SCONCE X-300 ABOVE THE LEGRAND SPECIALTY POWER OUTLET
 - RED CORD AT LIGHT FIXTURE X-301 AND X-302 SHALL BE INTENTIONALLY EXPOSED APPROXIMATELY 3"
 - ROLLER SHADE SHALL INCLUDE 'BINARY TWEED' GRAPHIC PRINT, CONTACT VQC VENDOR FOR GRAPHICS

- CRITERIA NOTES**
- CRITERIA NOTES ARE SHOWN CATEGORIZED BY DISCIPLINE AND COULD BE INTERPRETED TO APPLY TO MORE THAN ONE DISCIPLINE. FOR EFFICIENCY, NOTES ARE ONLY SHOWN UNDER ONE PREDOMINANT DISCIPLINE. CONSULTANTS SHOULD FAMILIARIZE THEMSELVES WITH ALL CRITERIA NOTES.


AO ARCHITECTURAL

- A100 FFE SCREEN TO BE SECURED TO FLOOR AND STRUCTURE ABOVE
- A101 PROVIDE BLOCKING IN WALL

IDO INTERIOR DESIGN

- ID2 OWNER FURNISHED COFFEE MAKER
- ID8 SPECIFIED LVT/CARPET TILE INSET SYSTEM DOES NOT REQUIRE A TRANSITION STRIP BETWEEN LVT AND LVT FLOORING UNDERLAYMENT WILL BE INSTALLED UNDER LVT AND CARPET TILE FLOORING.
- ID22 OWNER FURNISHED SAFE
- ID35 PROVIDE MOTORIZED DRAPERY IN ACCESSIBLE ROOMS.
- ID39 PROVIDE BLACK RECEPTACLE AND SWITCH PLATES WHEN ON ACCENT WALL.
- ID40 COORDINATE OUTLET PLACEMENT WITH BED LOCATION.
- ID43 REFER TO THE ALOFT WINDOW TREATMENT PACKAGE FOR ROLLER SHADE SPECIFICATIONS.
- ID46 REFER TO INTERIOR DESIGN SPECIFICATIONS MANUAL FOR MOUNTING HEIGHT AND FOR INSTALLATION DIAGRAMS. CONTACT MANUFACTURER FOR ADDITIONAL INFORMATION.

NO.	DESCRIPTION	DATE	BY
-	ISSUED FOR DEMOLITION	06/09/17	MV
-	ISSUED TO FRANCHISE	06/09/17	MV
-	ISSUED FOR BID (ID ONLY)	07/21/17	MV
-	ISSUED TO FRANCHISE	08/17/17	MV
-	ISSUED FOR PERMIT	08/04/17	MV
-	FOR FINAL APPROVAL	10/02/17	MV
-	ISSUED FOR PERMIT	11/28/17	MV
-	RE-ISSUED FOR PERMIT	03/07/18	AN
-	REV. DETAILS ON A700.2	06/04/18	AVK
-	RE-90% FRANCHISE COMMENTS	06/04/18	AVK



ARCHITECTURE
URBAN PLANNING
INTERIORS
HOTELS/ HOUSING/ MIXED USE
1800.630.3750
CA-SERVICES
ca@mwtusa.com / 1800.717.5816



WARNING
IT IS A VIOLATION OF THE LAW FOR ANY PERSON, UNLESS ACTING UNDER THE DIRECTION OF THE ARCHITECT, TO ALTER OR REPRODUCE THESE DRAWINGS IN ANY WAY.

ALOFT MEMPHIS DOWNTOWN

63 NORTH B.B. KING BLVD.
MEMPHIS, TENNESSEE 38103

PROJECT NO.: 16 006
DATE: 04-12-2019
DRAWN BY: EW/RW
CHKD. BY: MWT

ENLARGED RM# 15 DOUBLE QUEEN PLANS & DETAILS

SHEET ID465.1

IMPORTANT NOTICE TO ALL CONTRACTORS AND OR SUBCONTRACTORS: (COMPLETE BUILDING SYSTEMS AND OR INSTALLATIONS)

- IF AWARDED A CONTRACT FOR ANY PORTION OF WORK NEEDED TO COMPLETE THIS PROJECT YOU ARE AGREEING TO THE FOLLOWING TERMS:
- YOU ARE A QUALIFIED CONTRACTOR AND OR SUBCONTRACTOR SPECIFICALLY IN PROVIDING A COMPLETE TURNKEY SERVICE IN YOUR TRADE OR PROFESSION FOR THE TYPE OF WORK AND SCOPE FOR THIS PROJECT.
- YOU AGREE TO PROVIDE A COMPLETE DESIGN BIDD SOLUTION BASED ON THE ARCHITECT'S INTENDED DESIGN FOR THIS PROJECT.
- YOUR BID INCLUDED ALL THE STEPS, PROCESSES, MATERIALS, PRODUCTS, GOVERNING PERMITS AND APPROVALS NECESSARY TO PROVIDE A COMPLETED AND WARRANTED SYSTEM OR INSTALLATION THAT DOES NOT REQUIRE ANOTHER CONTRACTOR OR PRODUCT TO COMPLETE YOUR SCOPE OF WORK.
- YOUR BID MUST HAVE INCLUDED ANY DESIGN INFORMATION REFERENCED WITHIN ANY CIVIL, ARCHITECTURAL, STRUCTURAL, MECHANICAL, ELECTRICAL AND OR PLUMBING DRAWINGS. ALSO NOTE THESE DRAWINGS ARE SCHEMATIC AND ARE INTENDED TO SHOW ONLY BASIC CONCEPTS AND GENERAL INFORMATION THE COMPLETION OF YOUR WORK MAY INCLUDE OTHER STEPS, PROCESSES, MATERIALS, PRODUCTS, LABOR, GOVERNING PERMITS AND OR APPROVALS NECESSARY TO PROVIDE A COMPLETE SYSTEM INSTALLATION WHETHER SUGGESTED ON THE DRAWINGS OR NOT.
- AS AN EXAMPLE: ITEMS AND OR TASKS LIKE: FIRE CALLS, DRAFT STOPS, FASTENERS, ANCHORS, EMBEDMENTS, DUMPSTERS, DEBRIS CLEAN UP, ETC. ARE YOUR RESPONSIBILITY. ANY WORK NOT COMPLETED IN A TIMELY MANNER, OR INCOMPLETE WORK WILL BE BILLED BACK TO THE CONTRACTOR AND OR SUBCONTRACTOR, AT THE OWNERS' DISCRETION.

- REFERENCE NOTES**
- REFER TO DESIGN STANDARDS, "GUESTROOMS" CHAPTER, FOR MAIN REQUIREMENTS RELATED TO THIS ARCHITECT IS RESPONSIBLE FOR DESIGNING PROJECT IN ACCORDANCE WITH THE ENTIRE DESIGN STANDARDS.
 - REFER TO ELECTRICAL SECTION OF BPM FOR SWITCHTYPE AND COVER.
- GENERAL NOTES**
- DIMENSIONS ARE TO FACE OF PARTITION UNLESS NOTED OTHERWISE. HOLD MINIMUM CLEAR DIMENSIONS.
 - ELECTRICAL OUTLETS SHOWN ON ELEC/ PLUMBING/ MECH PLAN AND ON ELEVATIONS ARE FOR DEVICES AND FIXTURES SPECIFIED. ADDITIONAL OUTLETS MAY BE REQUIRED BY LOCAL BUILDING CODES.
 - ALL DUPLEX RECEPTACLES TO BE INSTALLED @ 18" AFF UNO TYP.
 - ALL ELECTRICAL DIMENSIONS ARE TO THE CENTERLINE UNLESS NOTED OTHERWISE.
 - G.C. TO PROVIDE BLOCKING AND / OR STRAPPING FOR ALL ITEMS ATTACHED TO WALLS OR MOUNTED TO CEILING ARCHITECT OF RECORD TO REVIEW.
 - LOCATE STEAMER CONVENIENCE OUTLET ADJACENT TO WARDROBE AT 30" AFF
 - WARDROBE AND SCREEN WALL BASE PLATE SHALL BE MOUNTED PRIOR TO LVT, DRILLING THROUGH LVT WILL VOID MANUFACTURER WARRANTY
 - ALL GUEST FACING WALLS SHALL BE LEVEL 5, EGSHELL FINISH
 - INDICATE TAG FOR EL-001 LEGRAND OUTLET AT BANQUETTE AT 36" AFF
 - LOCATE SWITCH FOR SCONCE X-300 ABOVE THE LEGRAND SPECIALTY POWER OUTLET
 - RED CORD AT LIGHT FIXTURE X-301 AND X-302 SHALL BE INTENTIONALLY EXPOSED APPROXIMATELY 3"
 - ROLLER SHADE SHALL INCLUDE 'BINARY TWEED' GRAPHIC PRINT, CONTACT VQC VENDOR FOR GRAPHICS

NO.	DESCRIPTION	DATE	BY
-	ISSUED FOR DEMOLITION	06/09/17	MV
-	ISSUED TO FRANCHISE	06/09/17	MV
-	ISSUED FOR BID (ID ONLY)	07/21/17	MV
-	ISSUED TO FRANCHISE	08/17/17	MV
-	ISSUED FOR PERMIT	08/04/17	MV
-	FOR FINAL APPROVAL	10/02/17	MV
-	ISSUED FOR PERMIT	11/28/17	MV
-	RE-ISSUED FOR PERMIT	03/07/18	AN
-	REV. DETAILS ON A700.2	06/04/18	AVK
-	RE-90% FRANCHISE COMMENTS	06/04/18	AVK


- CRITERIA NOTES**
- CRITERIA NOTES ARE SHOWN CATEGORIZED BY DISCIPLINE AND COULD BE INTERPRETED TO APPLY TO MORE THAN ONE DISCIPLINE. FOR EFFICIENCY, NOTES ARE ONLY SHOWN UNDER ONE PREDOMINANT DISCIPLINE. CONSULTANTS SHOULD FAMILIARIZE THEMSELVES WITH ALL CRITERIA NOTES.

AD ARCHITECTURAL

- A100 FFE SCREEN TO BE SECURED TO FLOOR AND STRUCTURE ABOVE
- A101 PROVIDE BLOCKING IN WALL

IDO INTERIOR DESIGN

- ID2 OWNER FURNISHED COFFEE MAKER
- ID8 SPECIFIED LVT/CARPET TILE INSET SYSTEM DOES NOT REQUIRE A TRANSITION STRIP BETWEEN LVT AND LVT FLOORING UNDERLAYMENT WILL BE INSTALLED UNDER LVT AND CARPET TILE FLOORING.
- ID22 OWNER FURNISHED SAFE
- ID35 PROVIDE MOTORIZED DRAPERY IN ACCESSIBLE ROOMS.
- ID39 PROVIDE BLACK RECEPTACLE AND SWITCH PLATES WHEN ON ACCENT WALL.
- ID40 COORDINATE OUTLET PLACEMENT WITH BED LOCATION.
- ID43 REFER TO THE ALOFT WINDOW TREATMENT PACKAGE FOR ROLLER SHADE SPECIFICATIONS.
- ID46 REFER TO INTERIOR DESIGN SPECIFICATIONS MANUAL FOR MOUNTING HEIGHT AND FOR INSTALLATION DIAGRAMS. CONTACT MANUFACTURER FOR ADDITIONAL INFORMATION.



ARCHITECTURE
URBAN PLANNING
INTERIORS
HOTELS/ HOUSING/ MIXED USE
1800.630.3750
CA-SERVICES
ca@mwtusa.com / 1800.717.5816



WARNING
IT IS A VIOLATION OF THE LAW FOR ANY PERSON, UNLESS ACTING UNDER THE DIRECTION OF THE ARCHITECT, TO ALTER OR REPRODUCE THESE DRAWINGS IN ANY WAY.

ALOFT
MEMPHIS
DOWNTOWN

63 NORTH B.B. KING BLVD.
MEMPHIS, TENNESSEE 38103

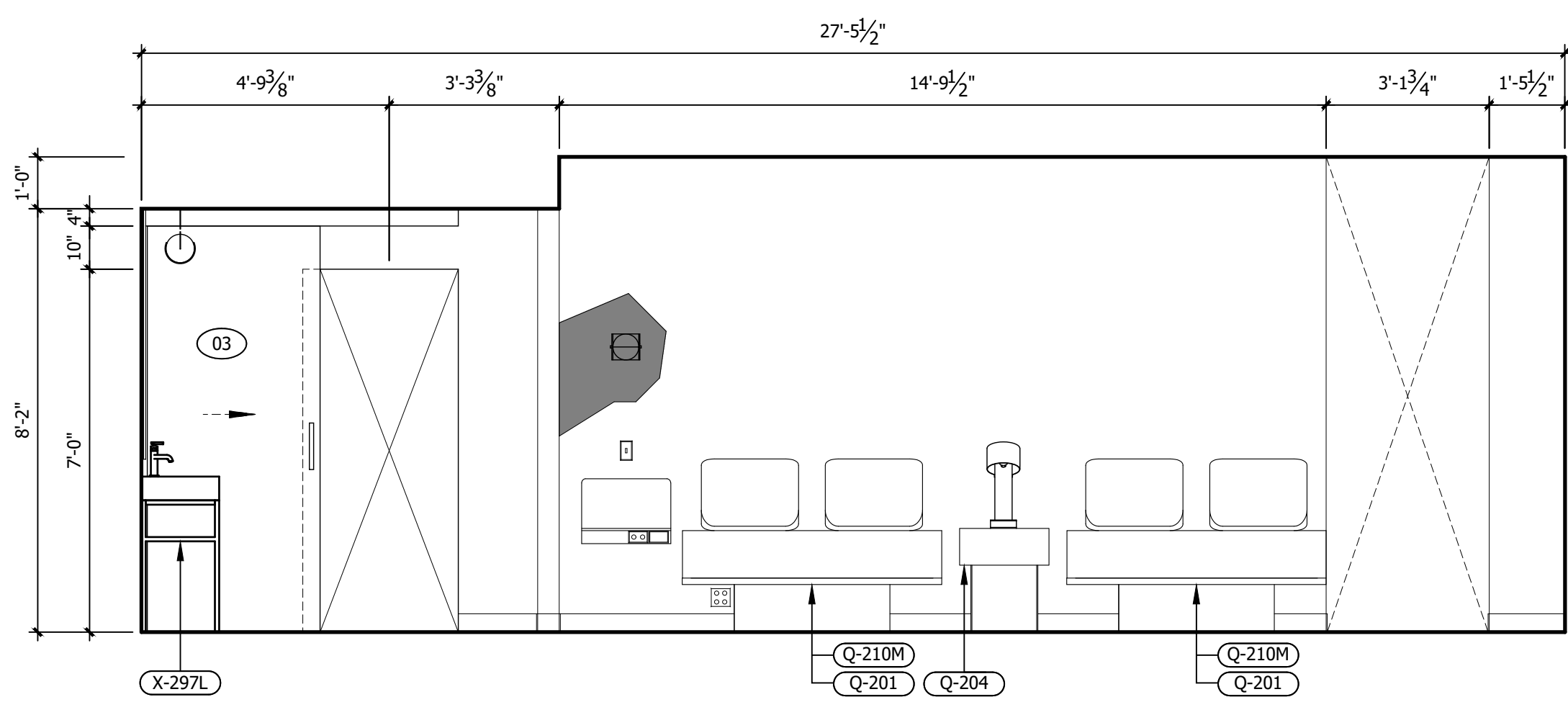
PROJECT NO.: 16 006
DATE: 04-12-2019
DRAWN BY: EW/RW
CHKD. BY: MWT

ENLARGED RM# 15
DOUBLE QUEEN
ELEVATIONS

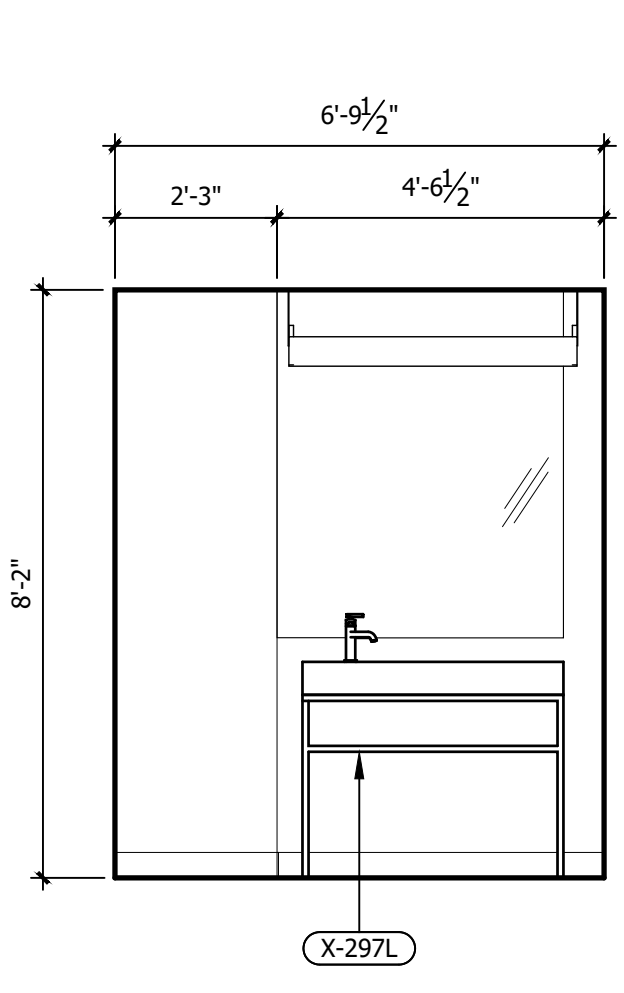
SHEET ID465.2

IMPORTANT NOTICE TO ALL CONTRACTORS AND OR SUBCONTRACTORS: (COMPLETE BUILDING SYSTEMS AND OR INSTALLATIONS)

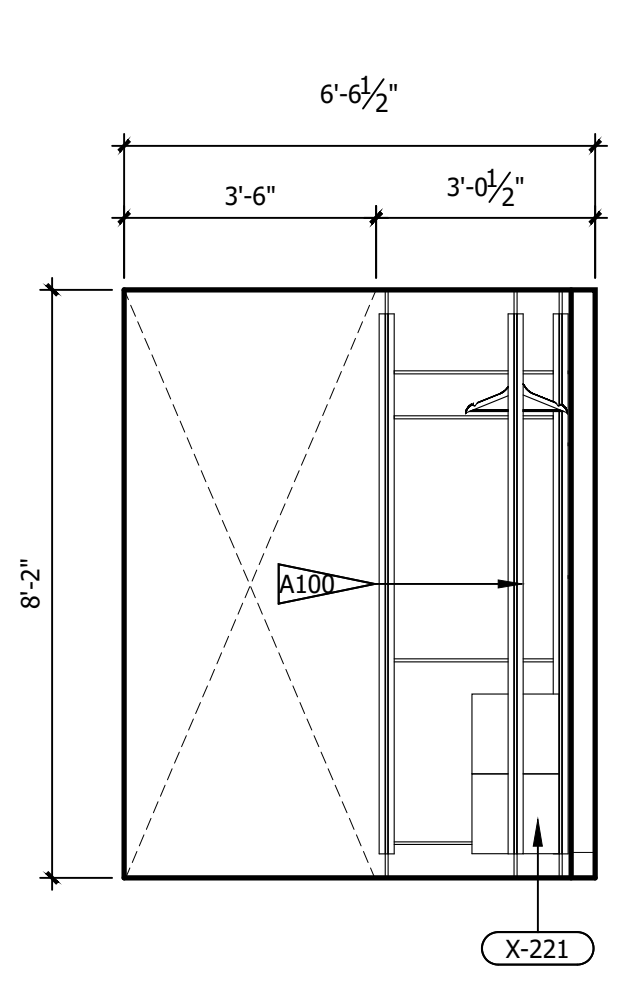
- IF AWARDED A CONTRACT FOR ANY PORTION OF WORK NEEDED TO COMPLETE THIS PROJECT YOU ARE AGREEING TO THE FOLLOWING TERMS:
- YOU ARE A QUALIFIED CONTRACTOR AND OR SUBCONTRACTOR SPECIFICALLY IN PROVIDING A COMPLETE TURNKEY SERVICE IN YOUR TRADE OR PROFESSION FOR THE TYPE OF WORK AND SCOPE FOR THIS PROJECT.
- YOU AGREE TO PROVIDE A COMPLETE DESIGN-BUILD SOLUTION BASED ON THE ARCHITECT'S INTENDED DESIGN FOR THIS PROJECT.
- YOUR BID INCLUDED ALL THE STEPS, PROCESSES, MATERIALS, PRODUCTS, GOVERNING PERMITS AND APPROVALS NECESSARY TO PROVIDE A COMPLETED AND WARRANTED SYSTEM OR INSTALLATION THAT DOES NOT REQUIRE ANOTHER CONTRACTOR OR PRODUCT TO COMPLETE YOUR SCOPE OF WORK.
- YOUR BID MUST HAVE INCLUDED ANY DESIGN INFORMATION REFERENCED WITHIN ANY CIVIL, ARCHITECTURAL, STRUCTURAL, MECHANICAL, ELECTRICAL AND OR PLUMBING DRAWINGS. ALSO NOTE THESE DRAWINGS ARE SCHEMATIC AND ARE INTENDED TO SHOW ONLY BASIC CONCEPTS AND GENERAL INFORMATION THE COMPLETION OF YOUR WORK MAY INCLUDE OTHER STEPS, PROCESSES, MATERIALS, PRODUCTS, LABOR, GOVERNING PERMITS AND OR APPROVALS NECESSARY TO PROVIDE A COMPLETE SYSTEM INSTALLATION WHETHER SUGGESTED ON THE DRAWINGS OR NOT.
- AS AN EXAMPLE: ITEMS AND OR TASKS LIKE: FIRE CALLS, DRAFT STOPS, FASTENERS, ANCHORS, EMBEDMENTS, DUMPSTERS, DEBRIS CLEAN UP, ETC. ARE YOUR RESPONSIBILITY. ANY WORK NOT COMPLETED IN A TIMELY MANNER, OR INCOMPLETE WORK WILL BE BILLED BACK TO THE CONTRACTOR AND OR SUBCONTRACTOR, AT THE OWNERS' DISCRETION.



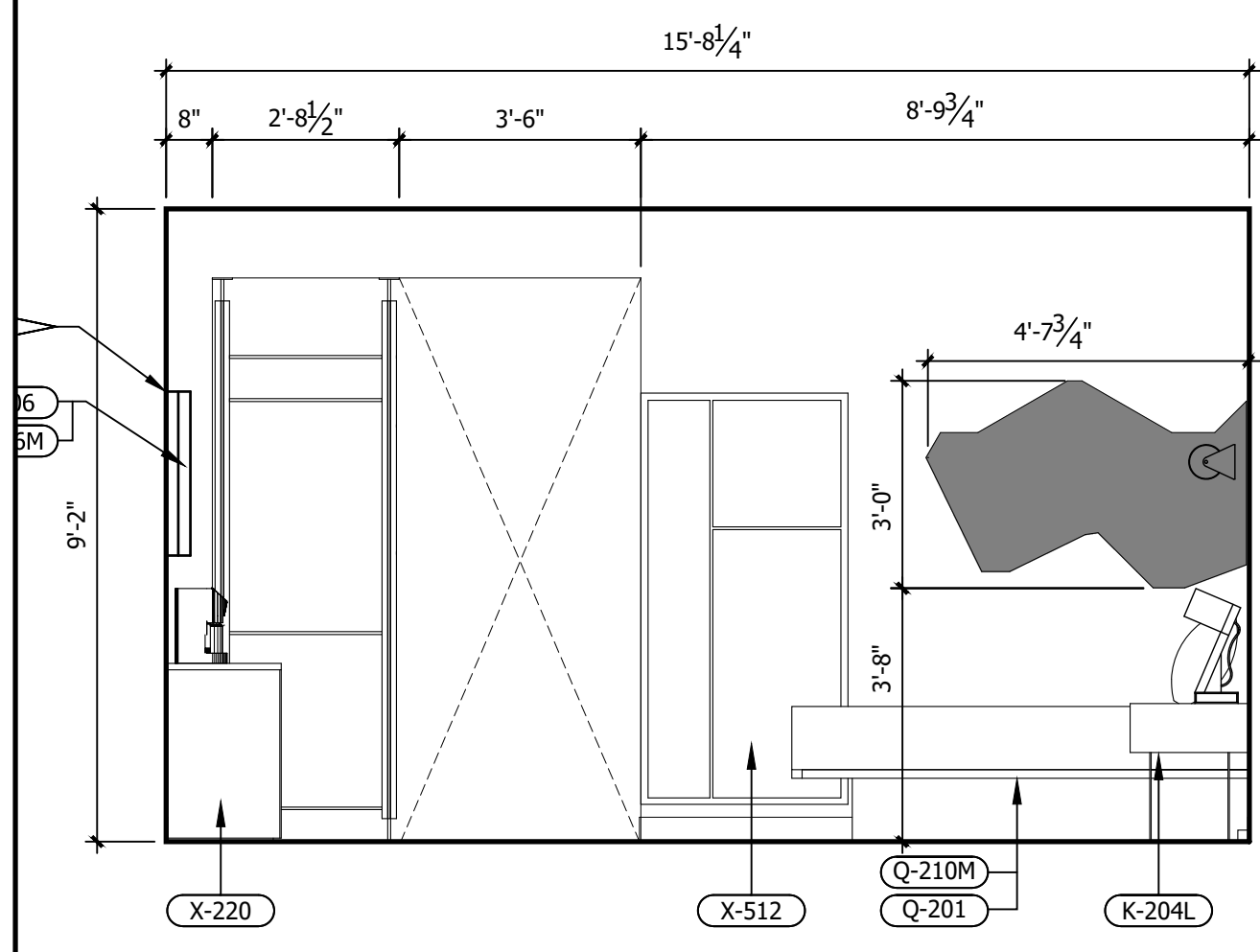
C ROOM ELEVATION
3/8" = 1'-0"



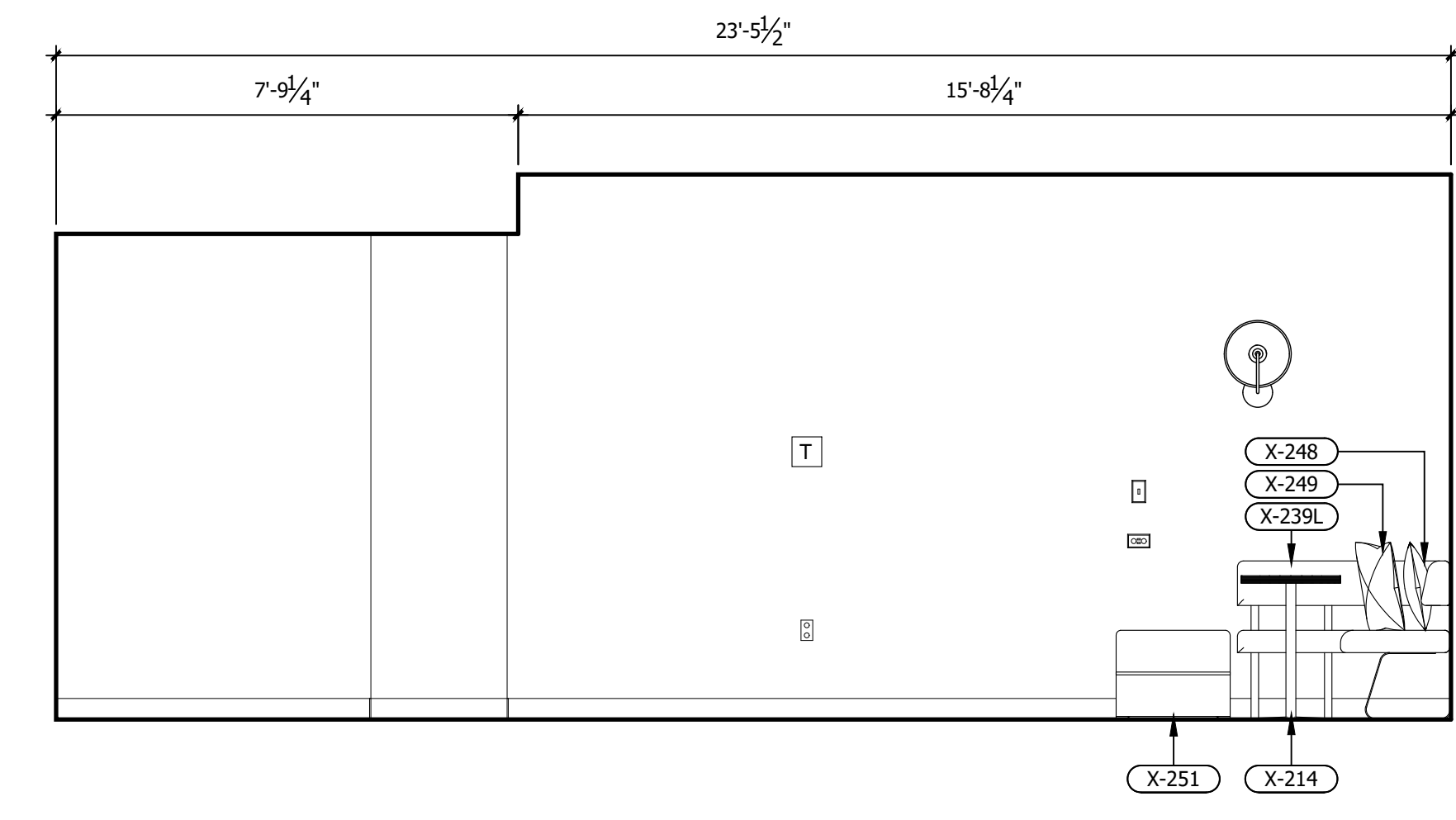
D ROOM ELEVATION
3/8" = 1'-0"



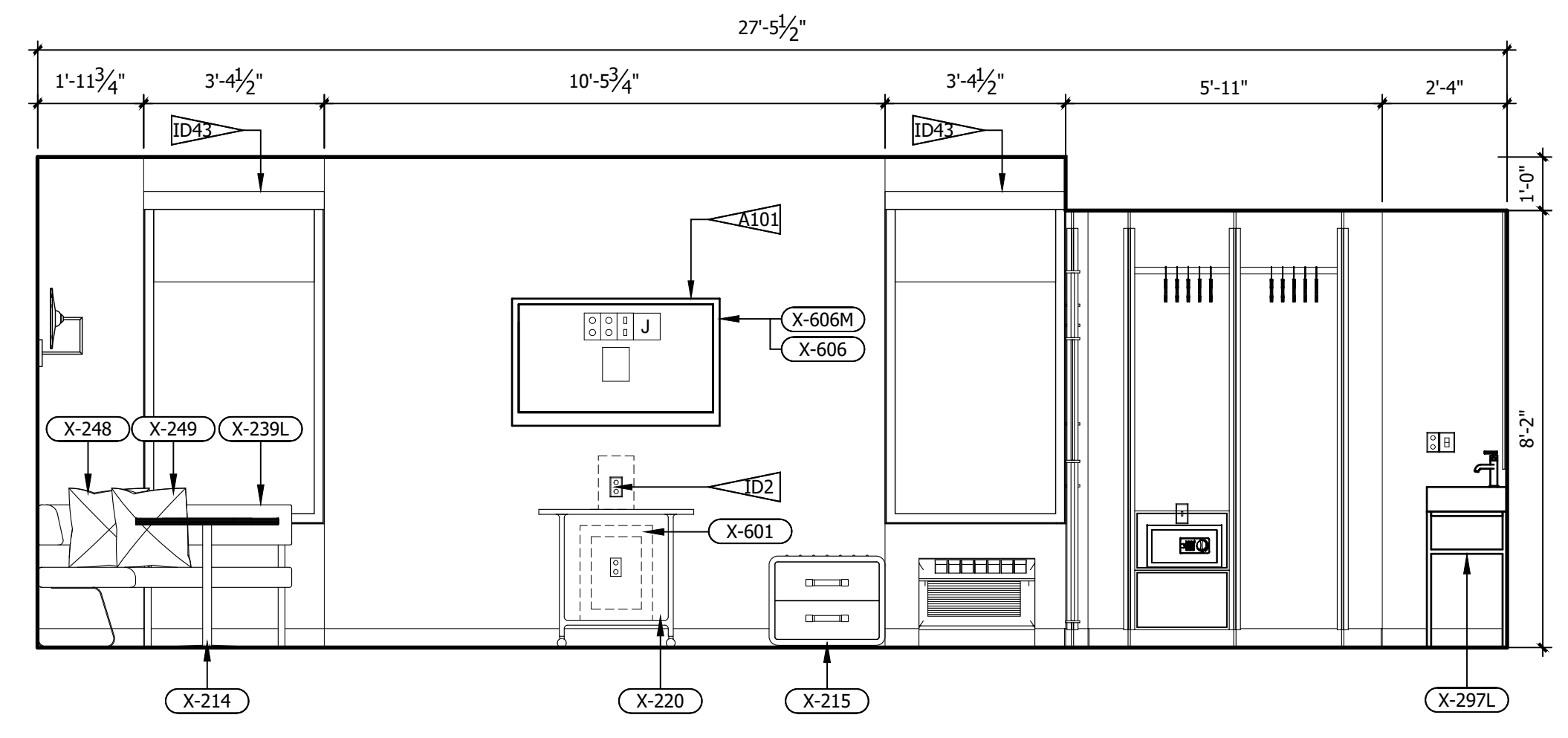
E ROOM ELEVATION
3/8" = 1'-0"



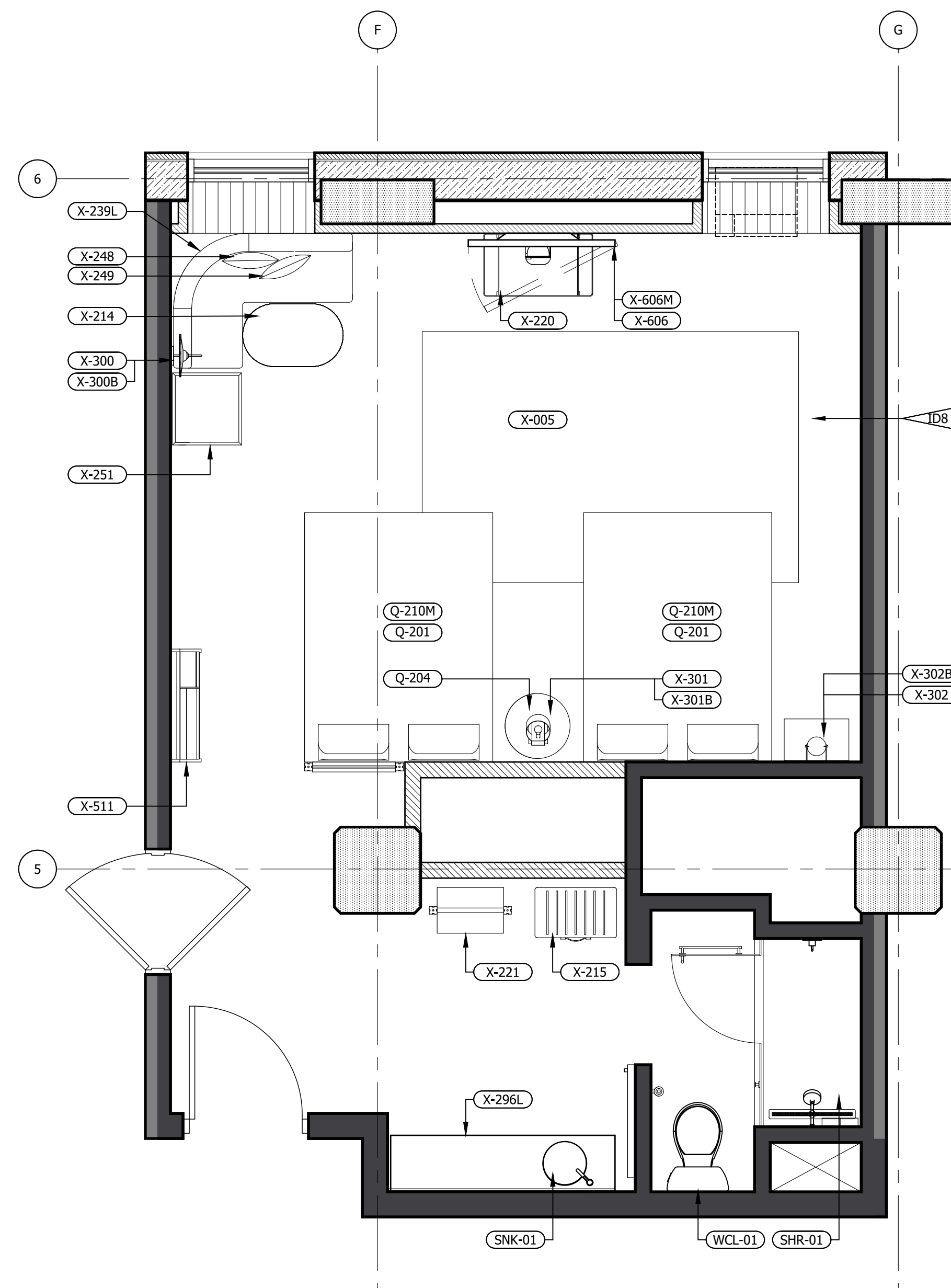
F ROOM ELEVATION
3/8" = 1'-0"



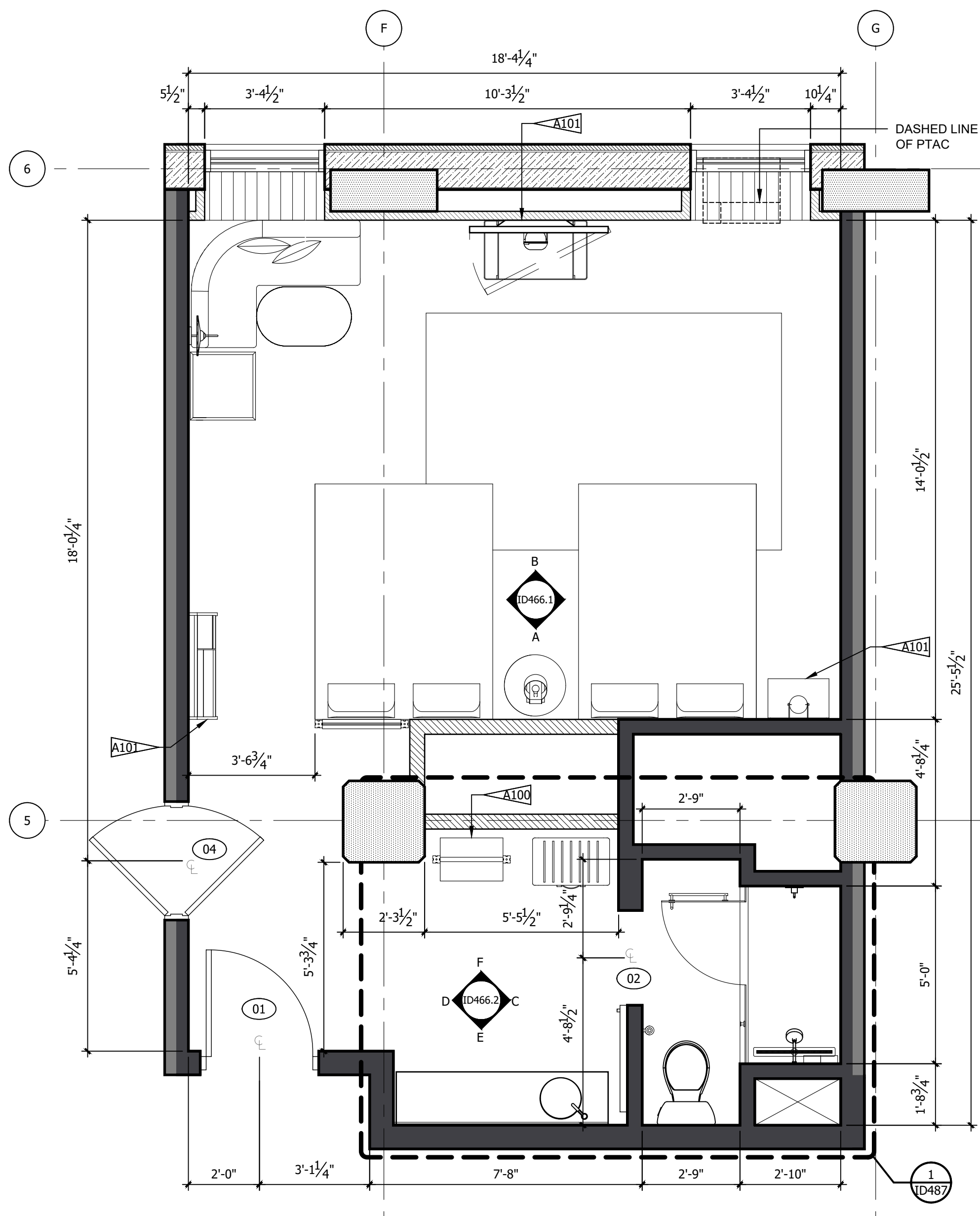
A ROOM ELEVATION
3/8" = 1'-0"



B ROOM ELEVATION
3/8" = 1'-0"



2 FFE PLAN (LEFT & RIGHT)
3/8" = 1'-0"




1 ARCHITECTURAL PLAN
3/8" = 1'-0"

- REFERENCE NOTES**
- REFER TO DESIGN STANDARDS, "GUESTROOMS" CHAPTER, FOR MAIN REQUIREMENTS RELATED TO THIS ARCHITECT IS RESPONSIBLE FOR DESIGNING PROJECT IN ACCORDANCE WITH THE ENTIRE DESIGN STANDARDS.
 - REFER TO ELECTRICAL SECTION OF BPM FOR SWITCHTYPE AND COVER.
- GENERAL NOTES**
- DIMENSIONS ARE TO FACE OF PARTITION UNLESS NOTED OTHERWISE. HOLD MINIMUM CLEAR DIMENSIONS.
 - ELECTRICAL OUTLETS SHOWN ON ELEC/ PLUMBING/ MECH PLAN AND ON ELEVATIONS ARE FOR DEVICES AND FIXTURES SPECIFIED. ADDITIONAL OUTLETS MAY BE REQUIRED BY LOCAL BUILDING CODES.
 - ALL DUPLEX RECEPTACLES TO BE INSTALLED @ 18" AFF UNO TYP.
 - ALL ELECTRICAL DIMENSIONS ARE TO THE CENTERLINE UNLESS NOTED OTHERWISE.
 - G.C. TO PROVIDE BLOCKING AND / OR STRAPPING FOR ALL ITEMS ATTACHED TO WALLS OR MOUNTED TO CEILING ARCHITECT OF RECORD TO REVIEW.
 - LOCATE STEAMER CONVENIENCE OUTLET ADJACENT TO WARDROBE AT 30" AFF
 - WARDROBE AND SCREEN WALL BASE PLATE SHALL BE MOUNTED PRIOR TO LVT, DRILLING THROUGH LVT WILL VOID MANUFACTURER WARRANTY
 - ALL GUEST FACING WALLS SHALL BE LEVEL 5, EGHELL FINISH
 - INDICATE TAG FOR EL-001 LEGRAND OUTLET AT BANQUETTE AT 36" AFF
 - LOCATE SWITCH FOR SCONCE X-300 ABOVE THE LEGRAND SPECIALTY POWER OUTLET
 - RED CORD AT LIGHT FIXTURE X-301 AND X-302 SHALL BE INTENTIONALLY EXPOSED APPROXIMATELY 3"
 - ROLLER SHADE SHALL INCLUDE 'BINARY TWEED' GRAPHIC PRINT, CONTACT VQC VENDOR FOR GRAPHICS

- CRITERIA NOTES**
- CRITERIA NOTES ARE SHOWN CATEGORIZED BY DISCIPLINE AND COULD BE INTERPRETED TO APPLY TO MORE THAN ONE DISCIPLINE. FOR EFFICIENCY, NOTES ARE ONLY SHOWN UNDER ONE PREDOMINANT DISCIPLINE. CONSULTANTS SHOULD FAMILIARIZE THEMSELVES WITH ALL CRITERIA NOTES.
- ARCHITECTURAL**
- A100 FFE SCREEN TO BE SECURED TO FLOOR AND STRUCTURE ABOVE
 - A101 PROVIDE BLOCKING IN WALL
- INTERIOR DESIGN**
- ID2 OWNER FURNISHED COFFEE MAKER
 - ID8 SPECIFIED LVT/CARPET TILE INSET SYSTEM DOES NOT REQUIRE A TRANSITION STRIP BETWEEN LVT AND LVT FLOORING UNDERLAYMENT WILL BE INSTALLED UNDER LVT AND CARPET TILE FLOORING.
 - ID22 OWNER FURNISHED SAFE
 - ID35 PROVIDE MOTORIZED DRAPERY IN ACCESSIBLE ROOMS.
 - ID39 PROVIDE BLACK RECEPTACLE AND SWITCH PLATES WHEN ON ACCENT WALL.
 - ID40 COORDINATE OUTLET PLACEMENT WITH BED LOCATION.
 - ID43 REFER TO THE ALOFT WINDOW TREATMENT PACKAGE FOR ROLLER SHADE SPECIFICATIONS.
 - ID46 REFER TO INTERIOR DESIGN SPECIFICATIONS MANUAL FOR MOUNTING HEIGHT AND FOR INSTALLATION DIAGRAMS. CONTACT MANUFACTURER FOR ADDITIONAL INFORMATION.

NO.	DESCRIPTION	DATE	BY
-	ISSUED FOR DEMOLITION	06/09/17	MV
-	ISSUED TO FRANCHISE	06/09/17	MV
-	ISSUED FOR BID (ID ONLY)	07/21/17	MV
-	ISSUED TO FRANCHISE	08/17/17	MV
-	ISSUED FOR PERMIT	08/04/17	MV
-	FOR FINAL APPROVAL	10/02/17	MV
-	ISSUED FOR PERMIT	11/28/17	MV
-	RE-ISSUED FOR PERMIT	03/07/18	AN
-	REV. DETAILS ON A700.2	06/04/18	AVK
-	RE-90% FRANCHISE COMMENTS	06/04/18	AVK



ARCHITECTURE
URBAN PLANNING
INTERIORS
HOTELS/ HOUSING/ MIXED USE
1800.630.3750
CA-SERVICES
ca@mwtusa.com / 1800.717.5816



WARNING
IT IS A VIOLATION OF THE LAW FOR ANY PERSON, UNLESS ACTING UNDER THE DIRECTION OF THE ARCHITECT, TO ALTER OR REPRODUCE THESE DRAWINGS IN ANY WAY.

ALOFT
MEMPHIS
DOWNTOWN

63 NORTH B.B. KING BLVD.
MEMPHIS, TENNESSEE 38103

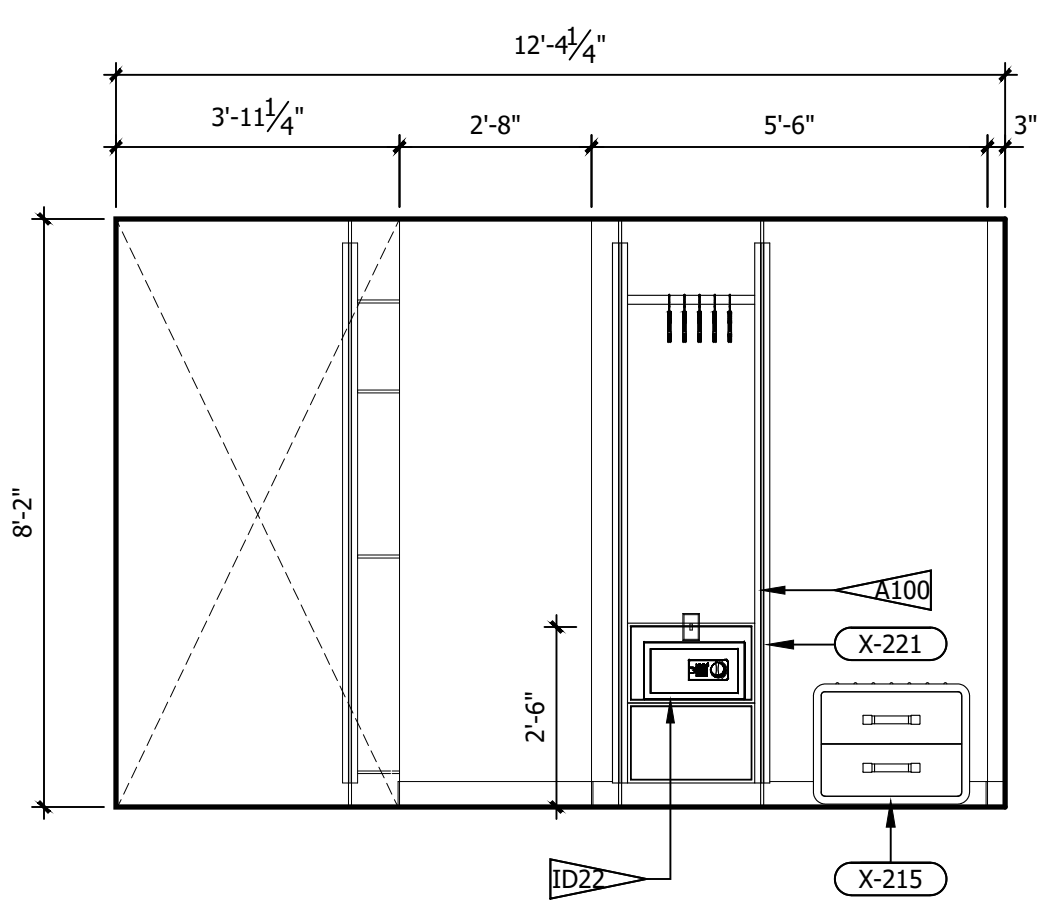
PROJECT NO.: 16 006
DATE: 04-12-2019
DRAWN BY: EW/RW
CHKD. BY: MWT

ENLARGED RM# 16
DOUBLE QUEEN
PLANS & DETAILS

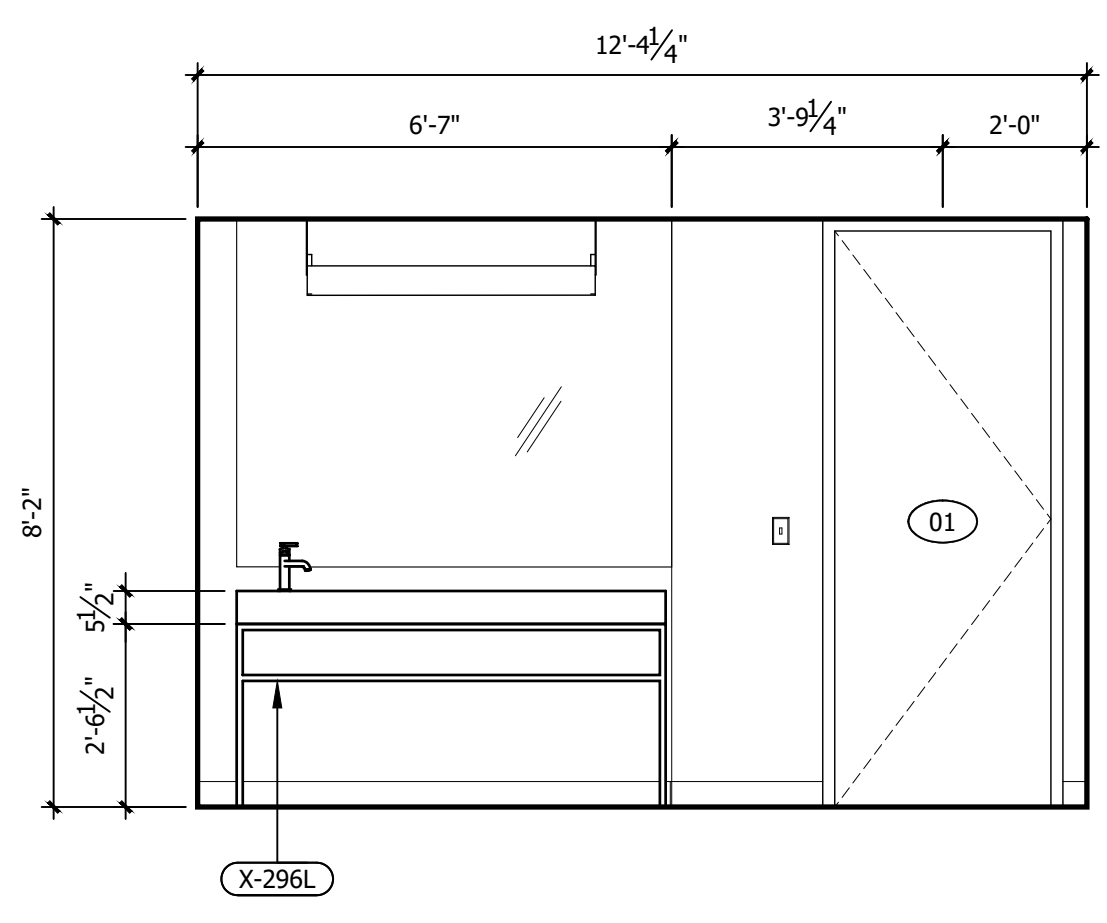
SHEET ID466.1

IMPORTANT NOTICE TO ALL CONTRACTORS AND OR SUBCONTRACTORS: (COMPLETE BUILDING SYSTEMS AND OR INSTALLATIONS)

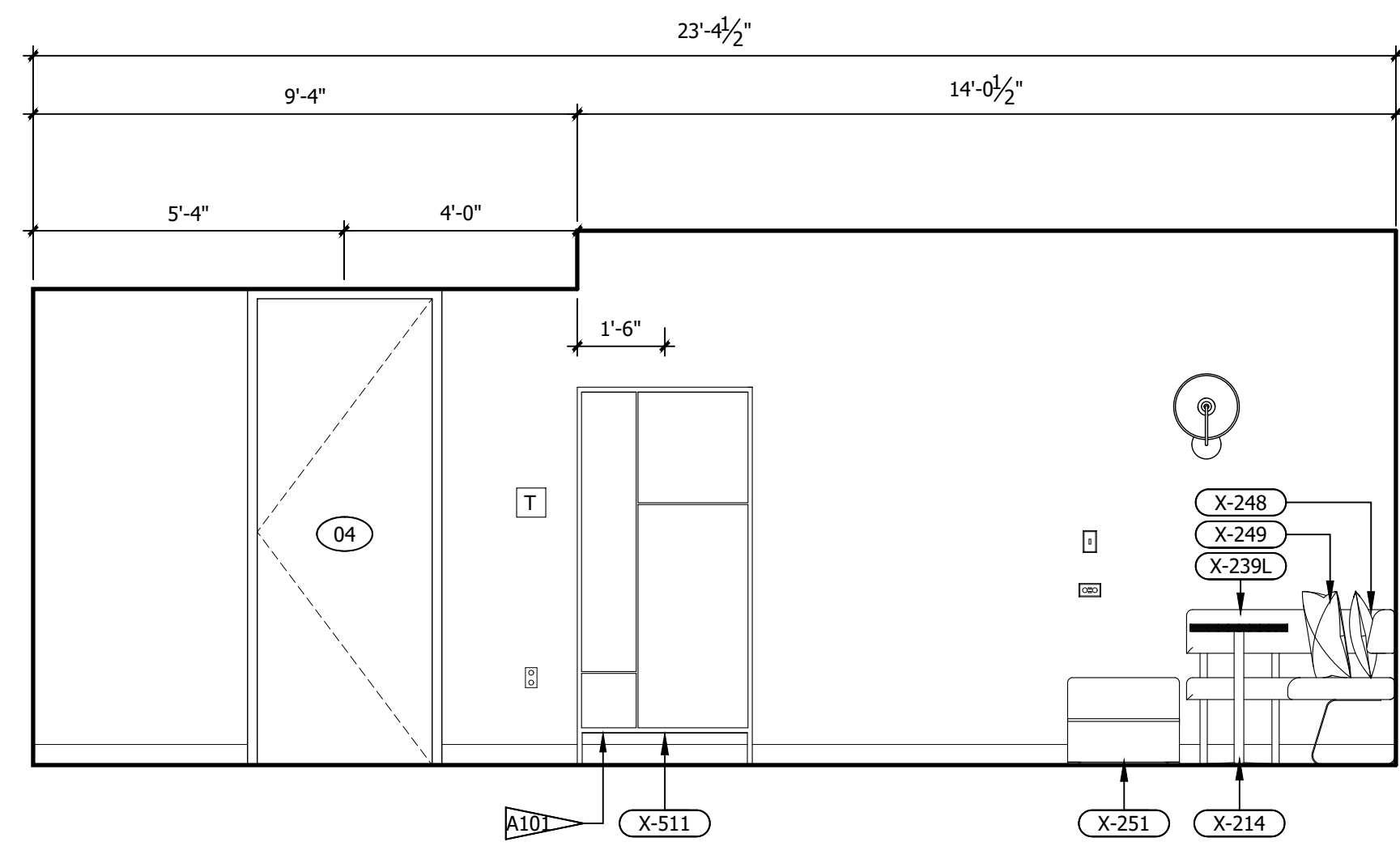
- IF AWARDED A CONTRACT FOR ANY PORTION OF WORK NEEDED TO COMPLETE THIS PROJECT YOU ARE AGREEING TO THE FOLLOWING TERMS:
- YOU ARE A QUALIFIED CONTRACTOR AND OR SUBCONTRACTOR SPECIFICALLY IN PROVIDING A COMPLETE TURNKEY SERVICE IN YOUR TRADE OR PROFESSION FOR THE TYPE OF WORK AND SCOPE FOR THIS PROJECT.
- YOU AGREE TO PROVIDE A COMPLETE DESIGN BUILD SOLUTION BASED ON THE ARCHITECTS INTENDED DESIGN FOR THIS PROJECT.
- YOUR BID INCLUDED ALL THE STEPS, PROCESSES, MATERIALS, PRODUCTS, GOVERNING PERMITS AND APPROVALS NECESSARY TO PROVIDE A COMPLETED AND WARRANTED SYSTEM OR INSTALLATION THAT DOES NOT REQUIRE ANOTHER CONTRACTOR OR PRODUCT TO COMPLETE YOUR SCOPE OF WORK.
- YOUR BID MUST HAVE INCLUDED ANY DESIGN INFORMATION REFERENCED WITHIN ANY CIVIL, ARCHITECTURAL, STRUCTURAL, MECHANICAL, ELECTRICAL AND OR PLUMBING DRAWINGS. ALSO NOTE THESE DRAWINGS ARE SCHEMATIC AND ARE INTENDED TO SHOW ONLY BASIC CONCEPTS AND GENERAL INFORMATION THE COMPLETION OF YOUR WORK MAY INCLUDE OTHER STEPS, PROCESSES, MATERIALS, PRODUCTS, LABOR, GOVERNING PERMITS AND OR APPROVALS NECESSARY TO PROVIDE A COMPLETE SYSTEM INSTALLATION WHETHER SUGGESTED ON THE DRAWINGS OR NOT.
- AS AN EXAMPLE: ITEMS AND OR TASKS LIKE: FIRE CALLS, DRAFT STOPS, FASTENERS, ANCHORS, EMBEDMENTS, DUMPSTERS, DEBRIS CLEAN UP, ETC. ARE YOUR RESPONSIBILITY. ANY WORK NOT COMPLETED IN A TIMELY MANNER, OR INCOMPLETE WORK WILL BE BILLED BACK TO THE CONTRACTOR AND OR SUBCONTRACTOR, AT THE OWNERS' DISCRETION.



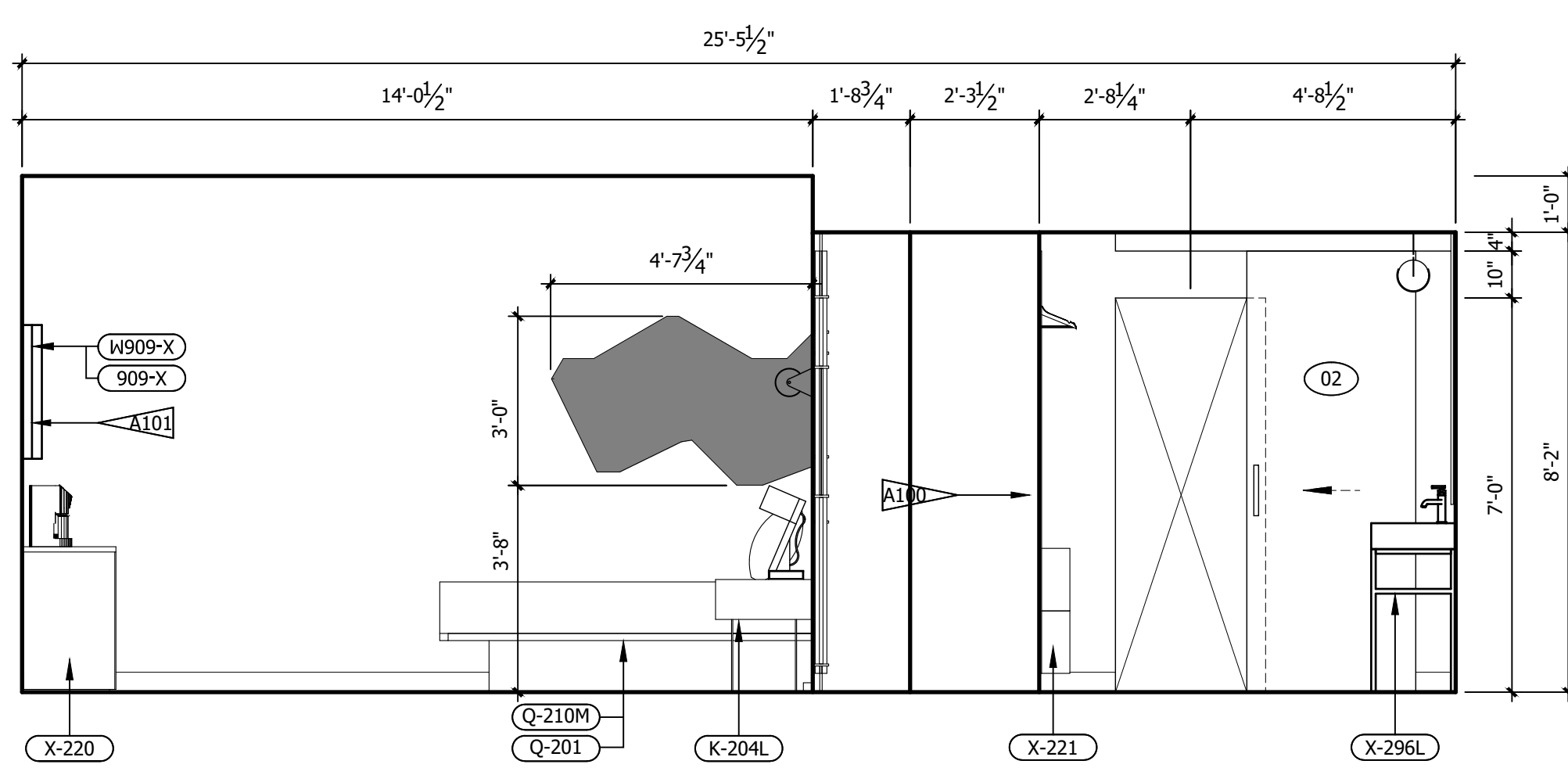
F ROOM ELEVATION
3/8" = 1'-0"



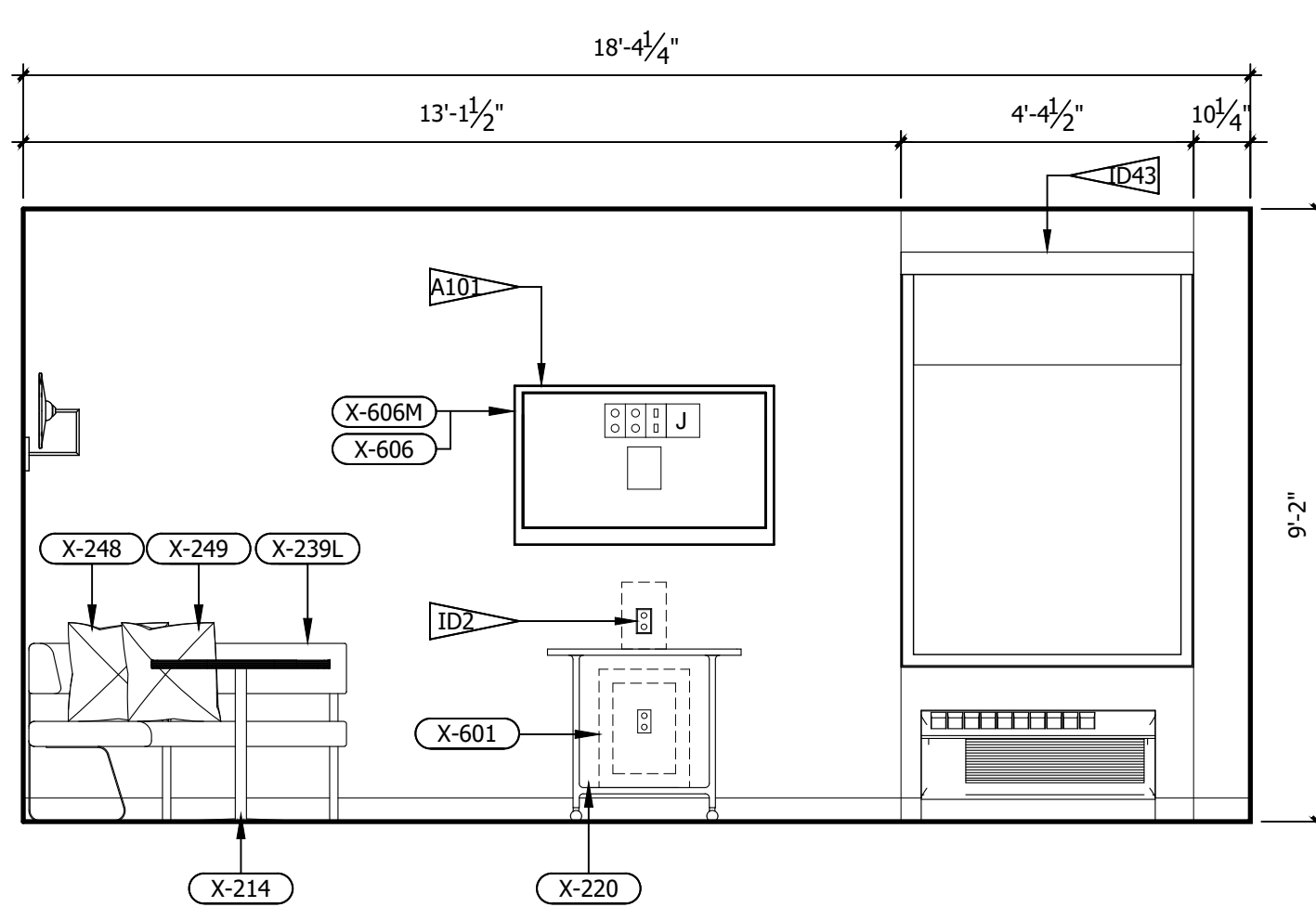
E ROOM ELEVATION
3/8" = 1'-0"



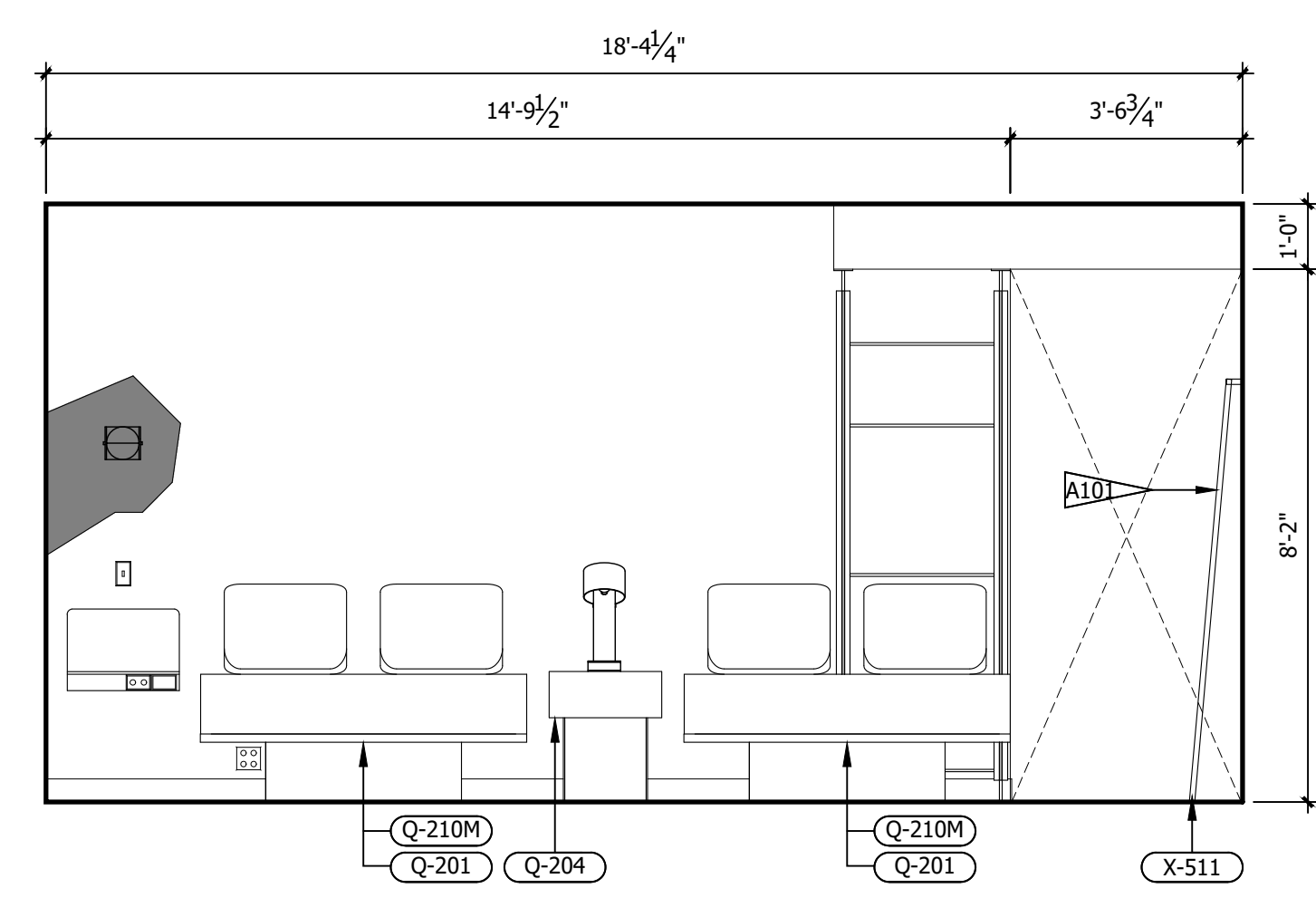
D ROOM ELEVATION
3/8" = 1'-0"



C ROOM ELEVATION
3/8" = 1'-0"



B ROOM ELEVATION
3/8" = 1'-0"




A ROOM ELEVATION
3/8" = 1'-0"

REFERENCE NOTES	
A.	REFER TO DESIGN STANDARDS, "GUESTROOMS" CHAPTER, FOR MAIN REQUIREMENTS RELATED TO THIS ARCHITECT IS RESPONSIBLE FOR DESIGNING PROJECT IN ACCORDANCE WITH THE ENTIRE DESIGN STANDARDS.
B.	REFER TO ELECTRICAL SECTION OF BPM FOR SWITCHTYPE AND COVER.
GENERAL NOTES	
1.	DIMENSIONS ARE TO FACE OF PARTITION UNLESS NOTED OTHERWISE. HOLD MINIMUM CLEAR DIMENSIONS.
2.	ELECTRICAL OUTLETS SHOWN ON ELEC/ PLUMBING/ MECH PLAN AND ON ELEVATIONS ARE FOR DEVICES AND FIXTURES SPECIFIED. ADDITIONAL OUTLETS MAY BE REQUIRED BY LOCAL BUILDING CODES.
3.	ALL DUPLEX RECEPTACLES TO BE INSTALLED @ 18" AFF UNO TYP.
4.	ALL ELECTRICAL DIMENSIONS ARE TO THE CENTERLINE UNLESS NOTED OTHERWISE.
5.	G.C. TO PROVIDE BLOCKING AND / OR STRAPPING FOR ALL ITEMS ATTACHED TO WALLS OR MOUNTED TO CEILING ARCHITECT OF RECORD TO REVIEW.
6.	LOCATE STEAMER CONVENIENCE OUTLET ADJACENT TO WARDROBE AT 30" AFF
7.	WARDROBE AND SCREEN WALL BASE PLATE SHALL BE MOUNTED PRIOR TO LVT, DRILLING THROUGH LVT WILL VOID MANUFACTURER WARRANTY
8.	ALL GUEST FACING WALLS SHALL BE LEVEL 5, EGHELL FINISH
9.	INDICATE TAG FOR EL-001 LEGRAND OUTLET AT BANQUETTE AT 36" AFF
10.	LOCATE SWITCH FOR SCONCE X-300 ABOVE THE LEGRAND SPECIALTY POWER OUTLET
11.	RED CORD AT LIGHT FIXTURE X-301 AND X-302 SHALL BE INTENTIONALLY EXPOSED APPROXIMATELY 3"
12.	ROLLER SHADE SHALL INCLUDE 'BINARY TWEED' GRAPHIC PRINT, CONTACT VQC VENDOR FOR GRAPHICS
CRITERIA NOTES	
CRITERIA NOTES ARE SHOWN CATEGORIZED BY DISCIPLINE AND COULD BE INTERPRETED TO APPLY TO MORE THAN ONE DISCIPLINE. FOR EFFICIENCY, NOTES ARE ONLY SHOWN UNDER ONE PREDOMINANT DISCIPLINE. CONSULTANTS SHOULD FAMILIARIZE THEMSELVES WITH ALL CRITERIA NOTES.	

ARCHITECTURAL	
A100	FEE SCREEN TO BE SECURED TO FLOOR AND STRUCTURE ABOVE
A101	PROVIDE BLOCKING IN WALL
INTERIOR DESIGN	
ID2	OWNER FURNISHED COFFEE MAKER
ID8	SPECIFIED LVT/CARPET TILE INSET SYSTEM DOES NOT REQUIRE A TRANSITION STRIP BETWEEN LVT AND LVT FLOORING UNDERLAYMENT WILL BE INSTALLED UNDER LVT AND CARPET TILE FLOORING.
ID22	OWNER FURNISHED SAFE
ID35	PROVIDE MOTORIZED DRAPERY IN ACCESSIBLE ROOMS.
ID39	PROVIDE BLACK RECEPTACLE AND SWITCH PLATES WHEN ON ACCENT WALL.
ID40	COORDINATE OUTLET PLACEMENT WITH BED LOCATION.
ID43	REFER TO THE ALOFT WINDOW TREATMENT PACKAGE FOR ROLLER SHADE SPECIFICATIONS.
ID46	REFER TO INTERIOR DESIGN SPECIFICATIONS MANUAL FOR MOUNTING HEIGHT AND FOR INSTALLATION DIAGRAMS. CONTACT MANUFACTURER FOR ADDITIONAL INFORMATION.

NO.	DESCRIPTION	DATE	BY
-	ISSUED FOR DEMOLITION	06/09/17	MV
-	ISSUED TO FRANCHISE	06/09/17	MV
-	ISSUED FOR BID (ID ONLY)	07/21/17	MV
-	ISSUED TO FRANCHISE	08/17/17	MV
-	ISSUED FOR PERMIT	08/04/17	MV
-	FOR FINAL APPROVAL	10/02/17	MV
-	ISSUED FOR PERMIT	11/28/17	MV
-	RE-ISSUED FOR PERMIT	03/07/18	AN
-	REV. DETAILS ON A700.2	06/04/18	AVK
-	RE-90% FRANCHISE COMMENTS	06/04/18	AVK



ARCHITECTURE
URBAN PLANNING
INTERIORS
HOTELS/ HOUSING/ MIXED USE
1800.630.3750
CA-SERVICES
ca@mwtusa.com / 1800.717.5816



WARNING
IT IS A VIOLATION OF THE LAW FOR ANY PERSON, UNLESS ACTING UNDER THE DIRECTION OF THE ARCHITECT, TO ALTER OR REPRODUCE THESE DRAWINGS IN ANY WAY.

ALOFT
MEMPHIS
DOWNTOWN

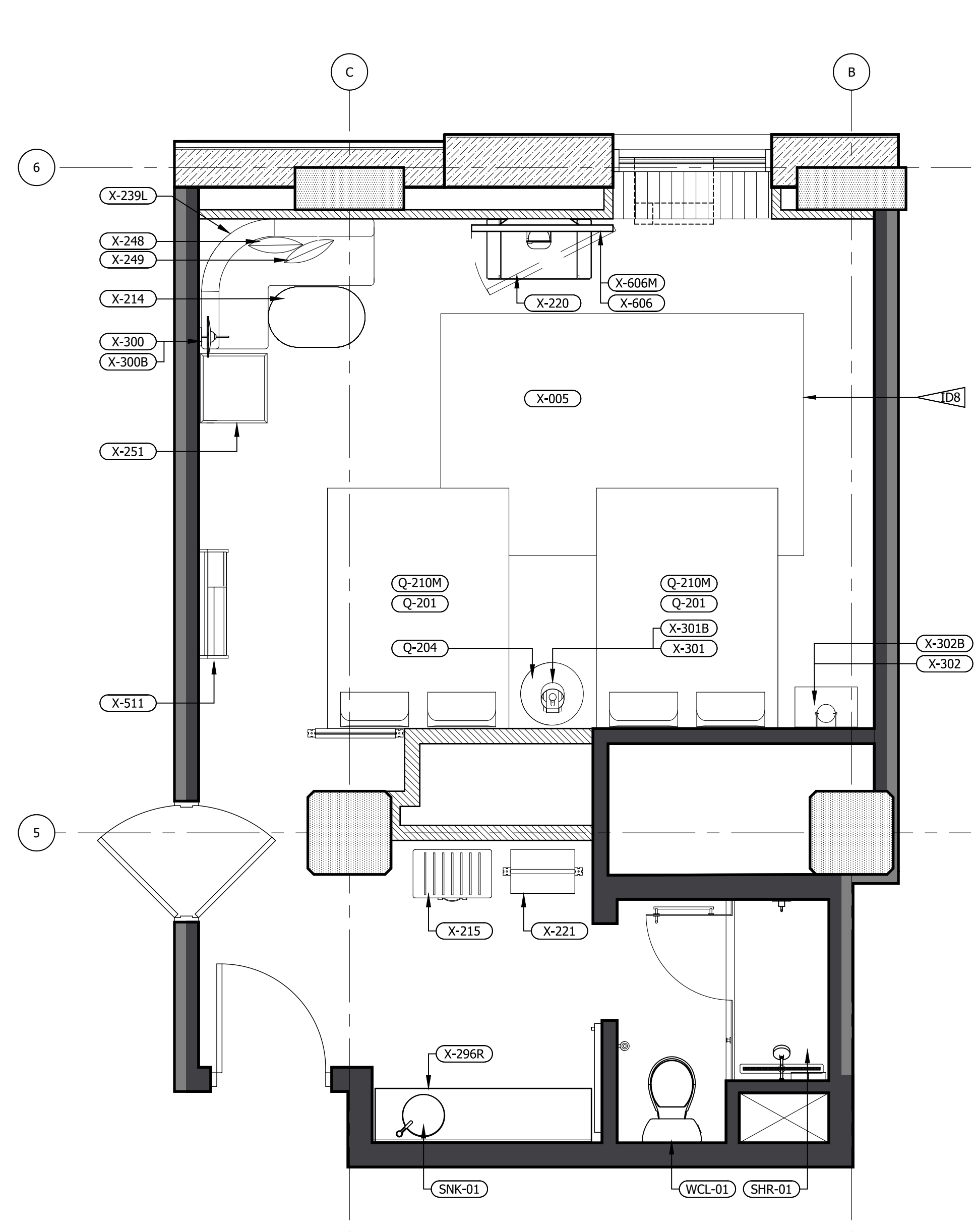
63 NORTH B.B. KING BLVD.
MEMPHIS, TENNESSEE 38103

PROJECT NO.: 16 006
DATE: 04-12-2019
DRAWN BY: EW/RW
CHKD. BY: MWT

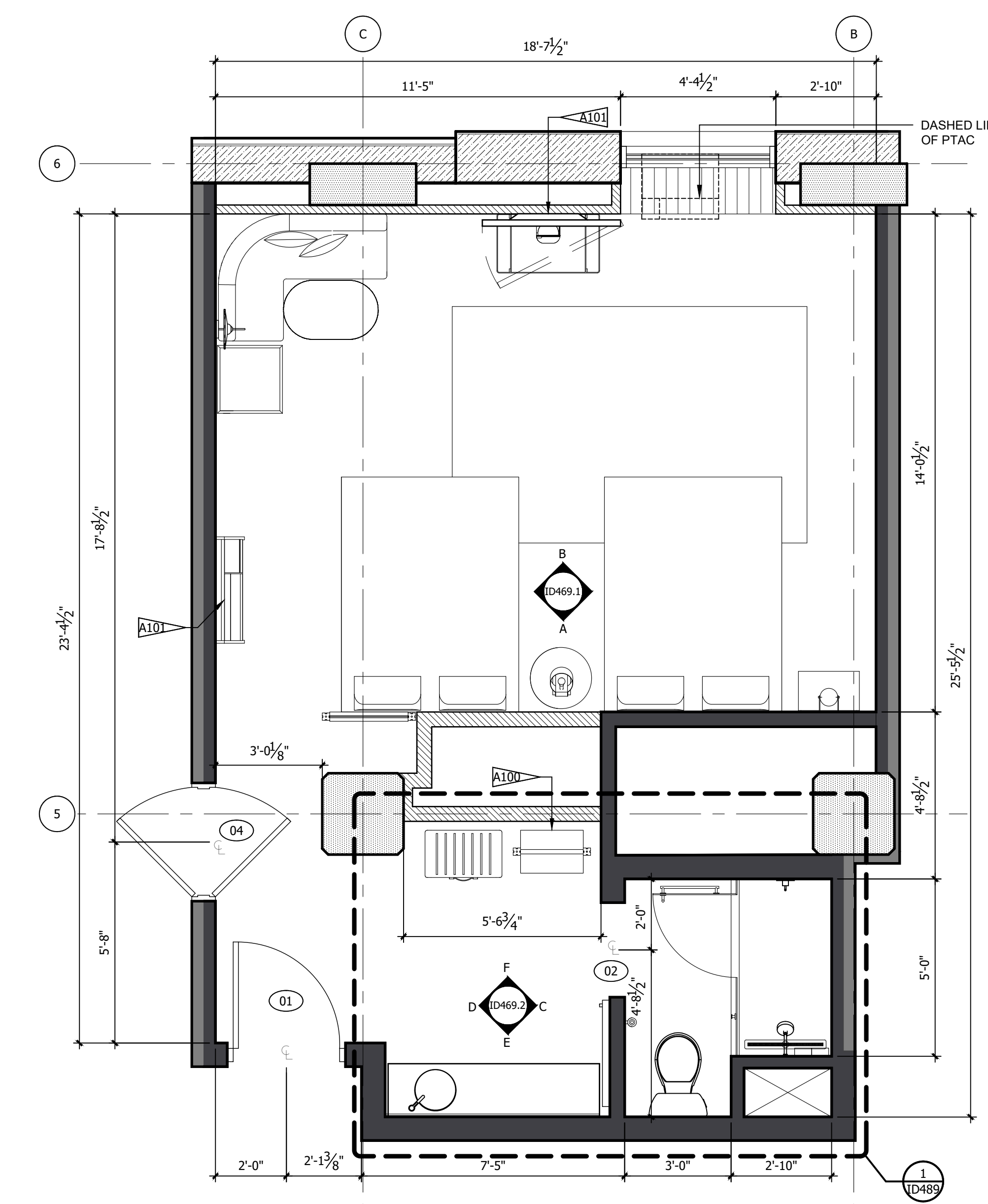
ENLARGED RM# 16
DOUBLE QUEEN
ELEVATIONS

SHEET ID466.2

IMPORTANT NOTICE TO ALL CONTRACTORS AND OR SUBCONTRACTORS: (COMPLETE BUILDING SYSTEMS AND OR INSTALLATIONS)
IF AWARDED A CONTRACT FOR ANY PORTION OF WORK NEEDED TO COMPLETE THIS PROJECT YOU ARE AGREEING TO THE FOLLOWING TERMS:
1. YOU ARE A QUALIFIED CONTRACTOR AND OR SUBCONTRACTOR SPECIFICALLY IN PROVIDING A COMPLETE TURNKEY SERVICE IN YOUR TRADE OR PROFESSION FOR THE TYPE OF WORK AND SCOPE FOR THIS PROJECT.
2. YOU AGREE TO PROVIDE A COMPLETE DESIGN BUILD SOLUTION BASED ON THE ARCHITECT'S INTENDED DESIGN FOR THIS PROJECT.
3. YOUR BID INCLUDES ALL THE STEPS, PROCESSES, MATERIALS, PRODUCTS, GOVERNING PERMITS AND APPROVALS NECESSARY TO PROVIDE A COMPLETED AND WARRANTED SYSTEM OR INSTALLATION THAT DOES NOT REQUIRE ANOTHER CONTRACTOR OR PRODUCT TO COMPLETE YOUR SCOPE OF WORK.
4. YOUR BID MUST HAVE INCLUDED ANY DESIGN INFORMATION REFERENCED WITHIN ANY CIVIL, ARCHITECTURAL, STRUCTURAL, MECHANICAL, ELECTRICAL AND OR PLUMBING DRAWINGS. ALSO NOTE THESE DRAWINGS ARE SCHEMATIC AND ARE INTENDED TO SHOW ONLY BASIC CONCEPTS AND GENERAL INFORMATION THE COMPLETION OF YOUR WORK MAY INCLUDE OTHER STEPS, PROCESSES, MATERIALS, PRODUCTS, LABOR, GOVERNING PERMITS AND OR APPROVALS NECESSARY TO PROVIDE A COMPLETE SYSTEM INSTALLATION WHETHER SUGGESTED ON THE DRAWINGS OR NOT.
5. AS AN EXAMPLE: ITEMS AND OR TASKS LIKE: FIRE CALLS, DRAFT STOPS, FASTENERS, ANCHORS, EMBEDMENTS, DUMPSTERS, DEBRIS CLEAN UP, ETC. ARE YOUR RESPONSIBILITY. ANY WORK NOT COMPLETED IN A TIMELY MANNER, OR INCOMPLETE WORK WILL BE BILLED BACK TO THE CONTRACTOR AND OR SUBCONTRACTOR, AT THE OWNERS' DISCRETION.



2 FFE PLAN (LEFT&RIGHT)
3/8" = 1'-0"




1 ARCHITECTURAL PLAN
3/8" = 1'-0"

- REFERENCE NOTES**
- REFER TO DESIGN STANDARDS, "GUESTROOMS" CHAPTER, FOR MAIN REQUIREMENTS RELATED TO THIS ARCHITECT IS RESPONSIBLE FOR DESIGNING PROJECT IN ACCORDANCE WITH THE ENTIRE DESIGN STANDARDS.
 - REFER TO ELECTRICAL SECTION OF BPM FOR SWITCHTYPE AND COVER.
- GENERAL NOTES**
- DIMENSIONS ARE TO FACE OF PARTITION UNLESS NOTED OTHERWISE. HOLD MINIMUM CLEAR DIMENSIONS.
 - ELECTRICAL OUTLETS SHOWN ON ELEC/ PLUMBING/ MECH PLAN AND ON ELEVATIONS ARE FOR DEVICES AND FIXTURES SPECIFIED. ADDITIONAL OUTLETS MAY BE REQUIRED BY LOCAL BUILDING CODES.
 - ALL DUPLEX RECEPTACLES TO BE INSTALLED @ 18" AFF UNO TYP.
 - ALL ELECTRICAL DIMENSIONS ARE TO THE CENTERLINE UNLESS NOTED OTHERWISE.
 - G.C. TO PROVIDE BLOCKING AND / OR STRAPPING FOR ALL ITEMS ATTACHED TO WALLS OR MOUNTED TO CEILING ARCHITECT OF RECORD TO REVIEW.
 - LOCATE STEAMER CONVENIENCE OUTLET ADJACENT TO WARDROBE AT 30" AFF
 - WARDROBE AND SCREEN WALL BASE PLATE SHALL BE MOUNTED PRIOR TO LVT, DRILLING THROUGH LVT WILL VOID MANUFACTURER WARRANTY
 - ALL GUEST FACING WALLS SHALL BE LEVEL 5, EGHELL FINISH
 - INDICATE TAG FOR EL-001 LEGRAND OUTLET AT BANQUETTE AT 36" AFF
 - LOCATE SWITCH FOR SCONCE X-300 ABOVE THE LEGRAND SPECIALTY POWER OUTLET
 - RED CORD AT LIGHT FIXTURE X-301 AND X-302 SHALL BE INTENTIONALLY EXPOSED APPROXIMATELY 3"
 - ROLLER SHADE SHALL INCLUDE 'BINARY TWEED' GRAPHIC PRINT, CONTACT VQC VENDOR FOR GRAPHICS
- CRITERIA NOTES**
- CRITERIA NOTES ARE SHOWN CATEGORIZED BY DISCIPLINE AND COULD BE INTERPRETED TO APPLY TO MORE THAN ONE DISCIPLINE. FOR EFFICIENCY, NOTES ARE ONLY SHOWN UNDER ONE PREDOMINANT DISCIPLINE. CONSULTANTS SHOULD FAMILIARIZE THEMSELVES WITH ALL CRITERIA NOTES.
- ARCHITECTURAL**
- A100 FFE SCREEN TO BE SECURED TO FLOOR AND STRUCTURE ABOVE
 - A101 PROVIDE BLOCKING IN WALL
- INTERIOR DESIGN**
- ID2 OWNER FURNISHED COFFEE MAKER
 - ID8 SPECIFIED LVT/CARPET TILE INSET SYSTEM DOES NOT REQUIRE A TRANSITION STRIP BETWEEN LVT AND LVT FLOORING UNDERLAYMENT WILL BE INSTALLED UNDER LVT AND CARPET TILE FLOORING.
 - ID22 OWNER FURNISHED SAFE
 - ID35 PROVIDE MOTORIZED DRAPERY IN ACCESSIBLE ROOMS.
 - ID39 PROVIDE BLACK RECEPTACLE AND SWITCH PLATES WHEN ON ACCENT WALL.
 - ID40 COORDINATE OUTLET PLACEMENT WITH BED LOCATION.
 - ID43 REFER TO THE ALOFT WINDOW TREATMENT PACKAGE FOR ROLLER SHADE SPECIFICATIONS.
 - ID46 REFER TO INTERIOR DESIGN SPECIFICATIONS MANUAL FOR MOUNTING HEIGHT AND FOR INSTALLATION DIAGRAMS. CONTACT MANUFACTURER FOR ADDITIONAL INFORMATION.

NO.	DESCRIPTION	DATE	BY
-	ISSUED FOR DEMOLITION	06/09/17	MV
-	ISSUED TO FRANCHISE	06/09/17	MV
-	ISSUED FOR BID (ID ONLY)	07/21/17	MV
-	ISSUED TO FRANCHISE	08/17/17	MV
-	ISSUED FOR PERMIT	08/04/17	MV
-	FOR FINAL APPROVAL	10/02/17	MV
-	ISSUED FOR PERMIT	11/28/17	MV
-	RE-ISSUED FOR PERMIT	03/07/18	AN
-	REV. DETAILS ON A700.2	06/04/18	AVK
-	RE-90% FRANCHISE COMMENTS	06/04/18	AVK



ARCHITECTURE
URBAN PLANNING
INTERIORS
HOTELS/ HOUSING/ MIXED USE
1800.630.3750
CA-SERVICES
ca@mwtusa.com / 1800.717.5816



WARNING
IT IS A VIOLATION OF THE LAW FOR ANY PERSON, UNLESS ACTING UNDER THE DIRECTION OF THE ARCHITECT, TO ALTER OR REPRODUCE THESE DRAWINGS IN ANY WAY.

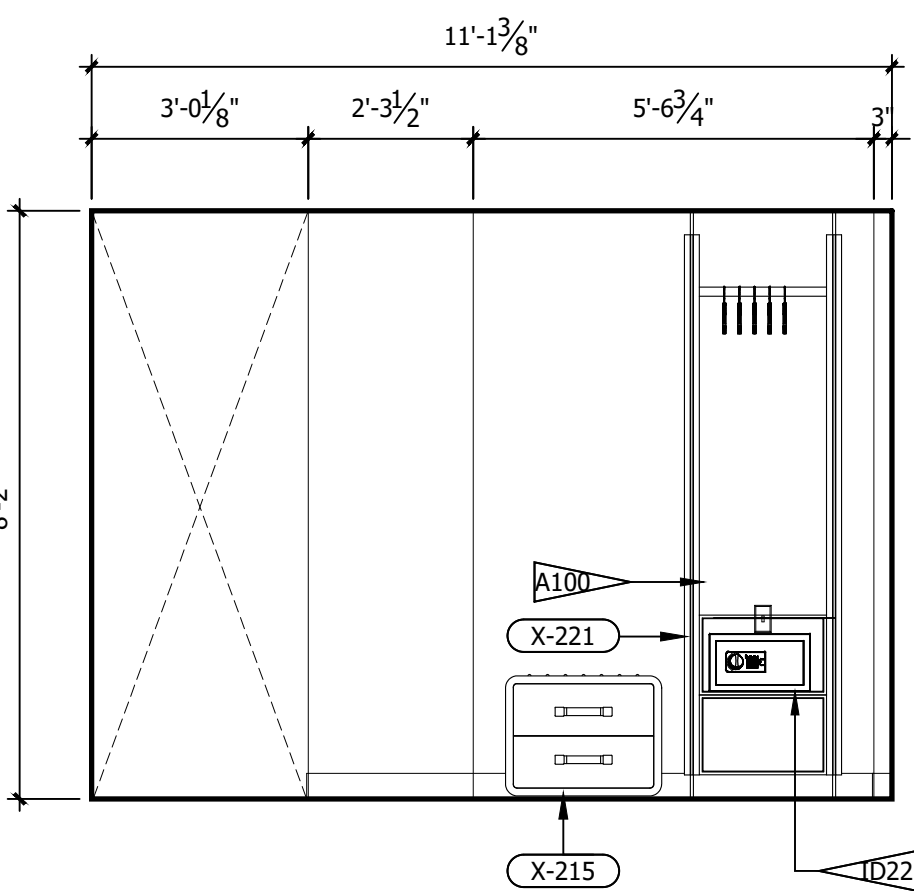
ALOFT
MEMPHIS
DOWNTOWN

63 NORTH B.B. KING BLVD.
MEMPHIS, TENNESSEE 38103

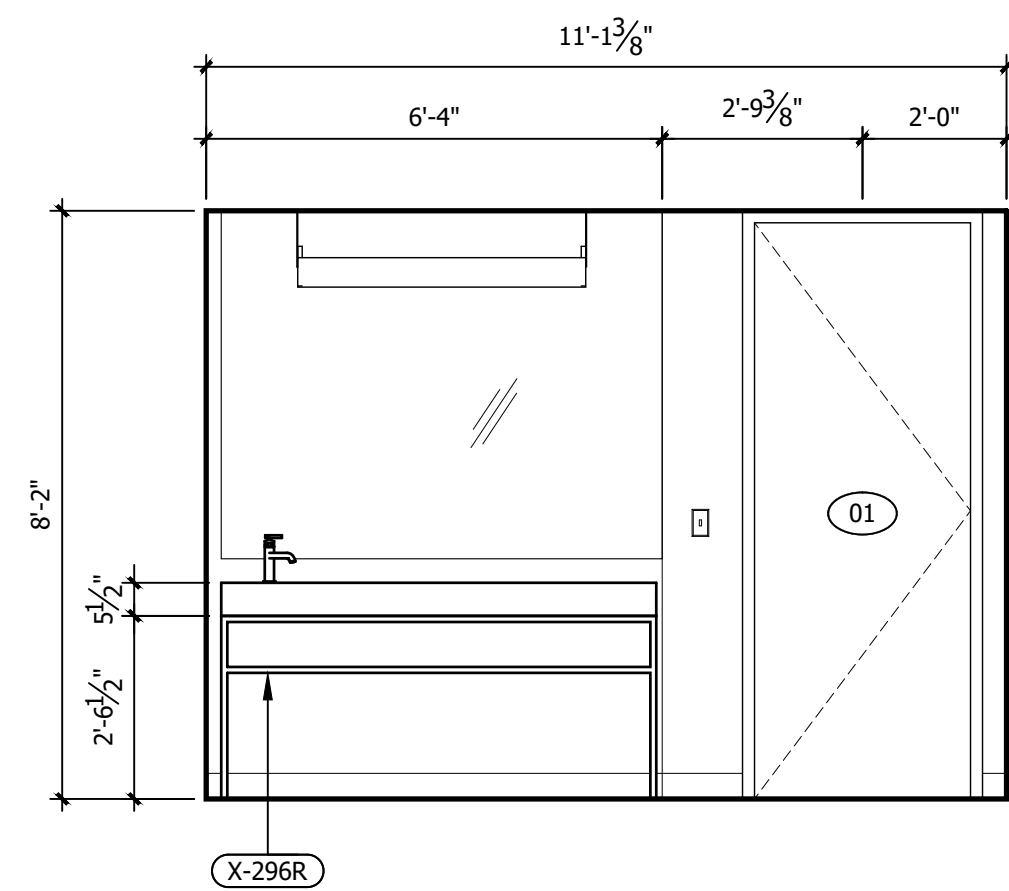
PROJECT NO.: 16 006
DATE: 04-12-2019
DRAWN BY: EW/RW
CHKD. BY: MWT
ENLARGED RM# 19
DOUBLE QUEN
PLANS & DETAILS
SHEET ID469.1

IMPORTANT NOTICE TO ALL CONTRACTORS AND OR SUBCONTRACTORS: (COMPLETE BUILDING SYSTEMS AND OR INSTALLATIONS)

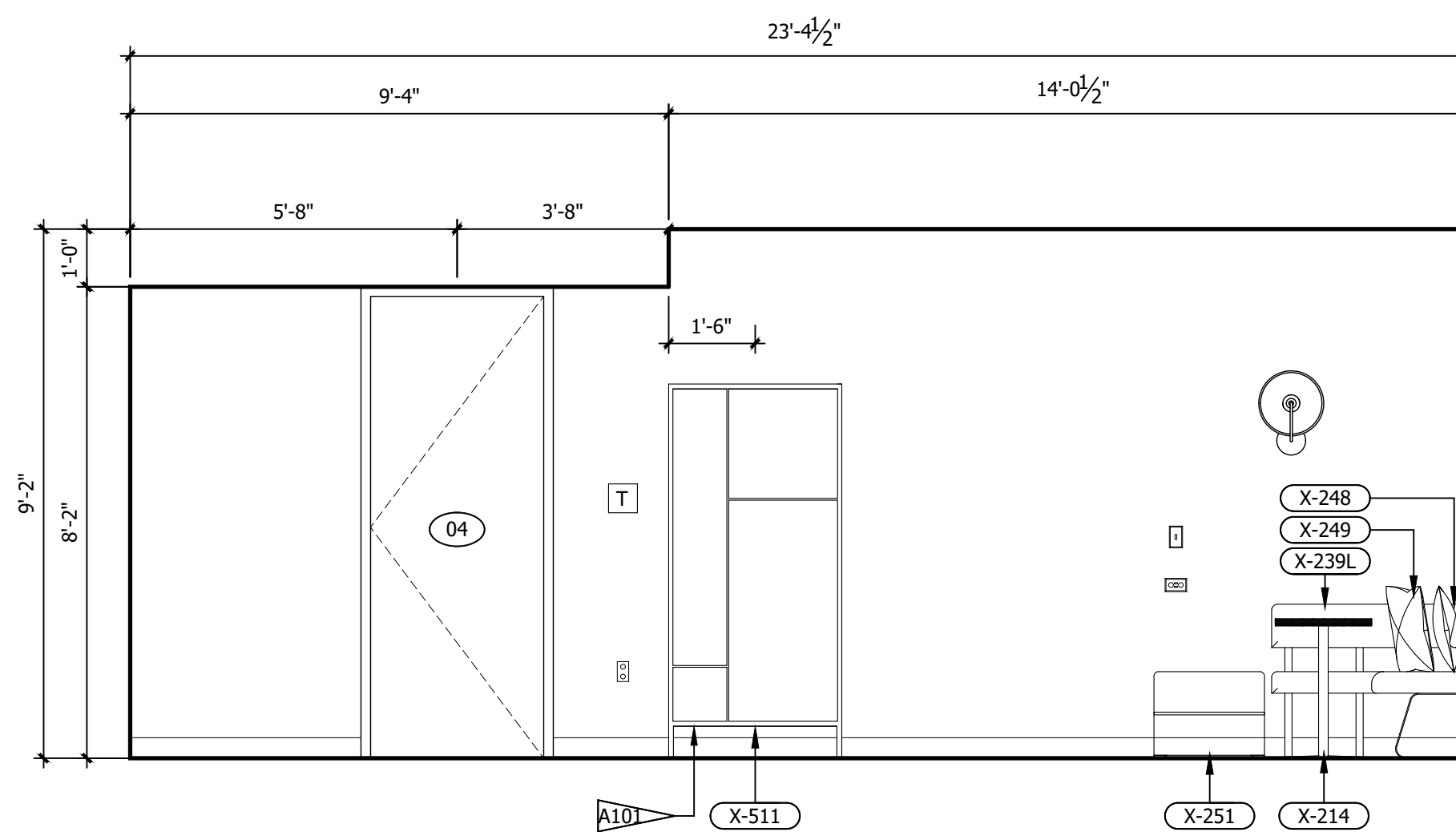
- IF AWARDED A CONTRACT FOR ANY PORTION OF WORK NEEDED TO COMPLETE THIS PROJECT YOU ARE AGREEING TO THE FOLLOWING TERMS:
- YOU ARE A QUALIFIED CONTRACTOR AND OR SUBCONTRACTOR SPECIFICALLY IN PROVIDING A COMPLETE TURNKEY SERVICE IN YOUR TRADE OR PROFESSION FOR THE TYPE OF WORK AND SCOPE FOR THIS PROJECT.
- YOU AGREE TO PROVIDE A COMPLETE DESIGN BUILD SOLUTION BASED ON THE ARCHITECT'S INTENDED DESIGN FOR THIS PROJECT.
- YOUR BID INCLUDED ALL THE STEPS, PROCESSES, MATERIALS, PRODUCTS, GOVERNING PERMITS AND APPROVALS NECESSARY TO PROVIDE A COMPLETED AND WARRANTED SYSTEM OR INSTALLATION THAT DOES NOT REQUIRE ANOTHER CONTRACTOR OR PRODUCT TO COMPLETE YOUR SCOPE OF WORK.
- YOUR BID MUST HAVE INCLUDED ANY DESIGN INFORMATION REFERENCED WITHIN ANY CIVIL, ARCHITECTURAL, STRUCTURAL, MECHANICAL, ELECTRICAL AND OR PLUMBING DRAWINGS, ALSO NOTE THESE DRAWINGS ARE SCHEMATIC AND ARE INTENDED TO SHOW ONLY BASIC CONCEPTS AND GENERAL INFORMATION THE COMPLETION OF YOUR WORK MAY INCLUDE OTHER STEPS, PROCESSES, MATERIALS, PRODUCTS, LABOR, GOVERNING PERMITS AND OR APPROVALS NECESSARY TO PROVIDE A COMPLETE SYSTEM INSTALLATION WHETHER SUGGESTED ON THE DRAWINGS OR NOT.
- AS AN EXAMPLE: ITEMS AND OR TASKS LIKE: FIRE CALLS, DRAFT STOPS, FASTENERS, ANCHORS, EMBEDMENTS, DUMPSTERS, DEBRIS CLEAN UP, ETC. ARE YOUR RESPONSIBILITY. ANY WORK NOT COMPLETED IN A TIMELY MANNER, OR INCOMPLETE WORK WILL BE BILLED BACK TO THE CONTRACTOR AND OR SUBCONTRACTOR, AT THE OWNERS' DISCRETION.



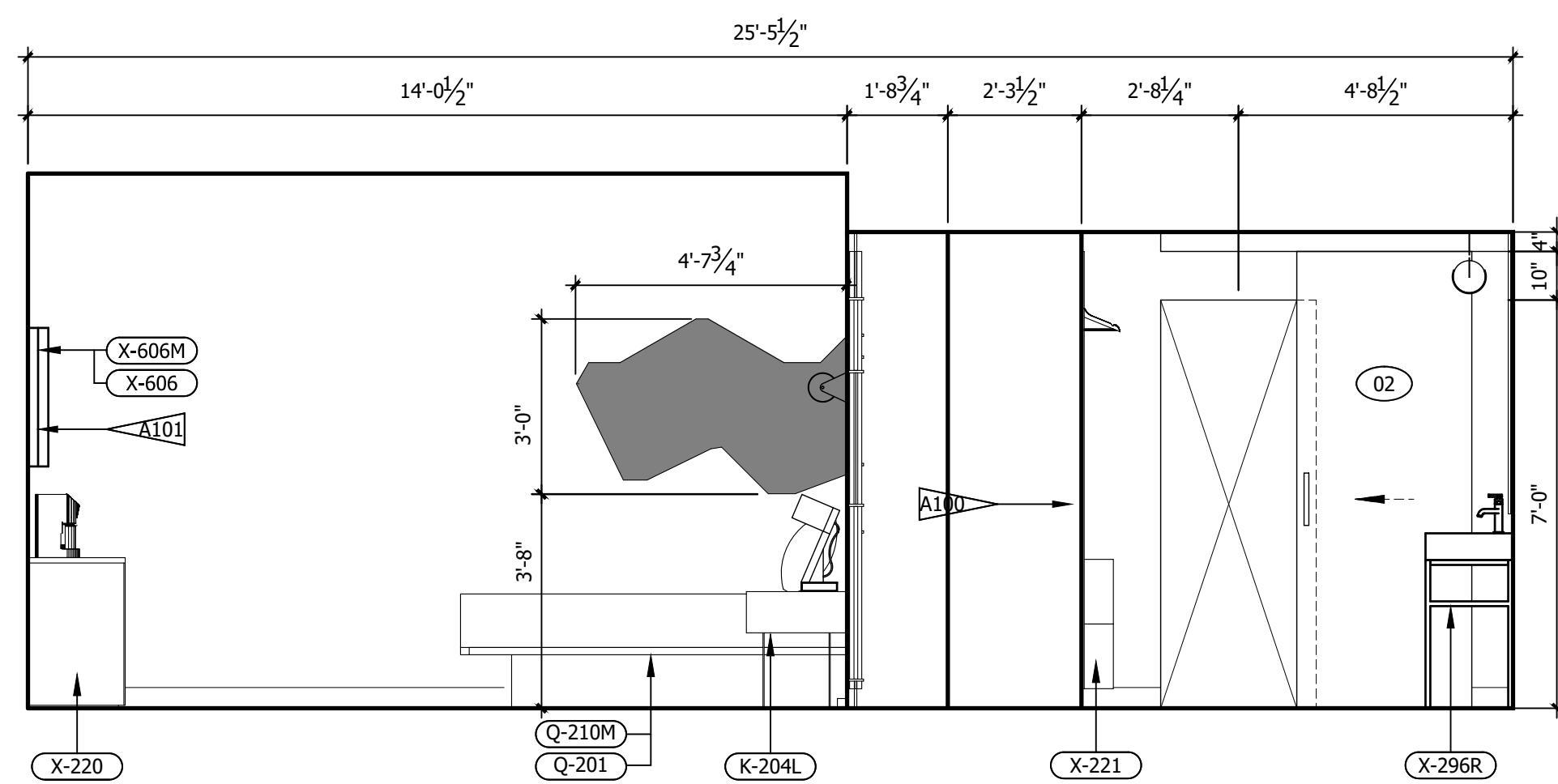
F ROOM ELEVATION
3/8" = 1'-0"



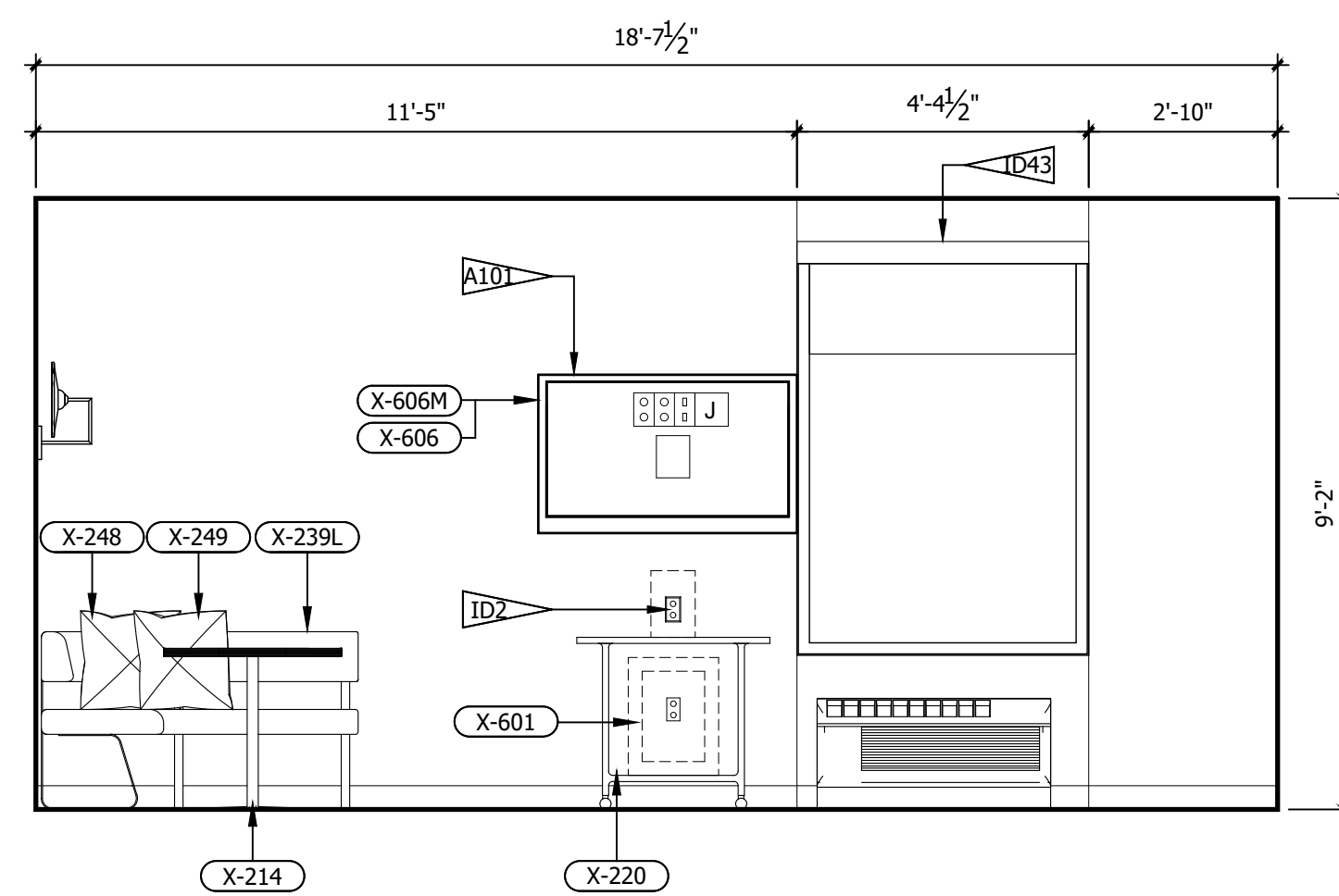
E ROOM ELEVATION
3/8" = 1'-0"



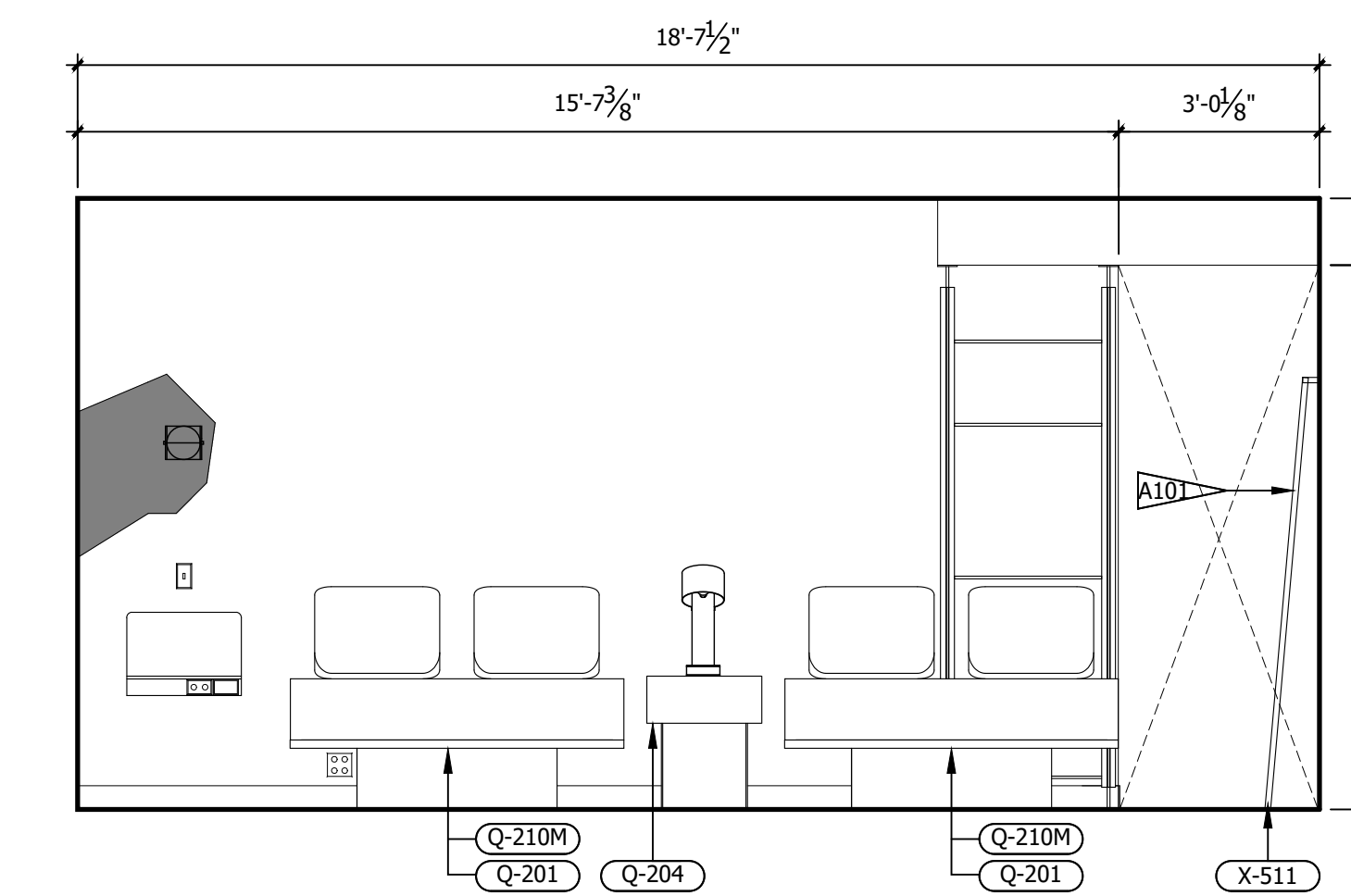
D ROOM ELEVATION
3/8" = 1'-0"



C ROOM ELEVATION
3/8" = 1'-0"



B ROOM ELEVATION
3/8" = 1'-0"




A ROOM ELEVATION
3/8" = 1'-0"

- REFERENCE NOTES**
- REFER TO DESIGN STANDARDS, "GUESTROOMS" CHAPTER, FOR MAIN REQUIREMENTS RELATED TO THIS ARCHITECT IS RESPONSIBLE FOR DESIGNING PROJECT IN ACCORDANCE WITH THE ENTIRE DESIGN STANDARDS.
 - REFER TO ELECTRICAL SECTION OF BPM FOR SWITCHTYPE AND COVER.
- GENERAL NOTES**
- DIMENSIONS ARE TO FACE OF PARTITION UNLESS NOTED OTHERWISE. HOLD MINIMUM CLEAR DIMENSIONS.
 - ELECTRICAL OUTLETS SHOWN ON ELEC/ PLUMBING/ MECH PLAN AND ON ELEVATIONS ARE FOR DEVICES AND FIXTURES SPECIFIED. ADDITIONAL OUTLETS MAY BE REQUIRED BY LOCAL BUILDING CODES.
 - ALL DUPLEX RECEPTACLES TO BE INSTALLED @ 18" AFF UNO TYP.
 - ALL ELECTRICAL DIMENSIONS ARE TO THE CENTERLINE UNLESS NOTED OTHERWISE.
 - G.C. TO PROVIDE BLOCKING AND / OR STRAPPING FOR ALL ITEMS ATTACHED TO WALLS OR MOUNTED TO CEILING ARCHITECT OF RECORD TO REVIEW.
 - LOCATE STEAMER CONVENIENCE OUTLET ADJACENT TO WARDROBE AT 30" AFF
 - WARDROBE AND SCREEN WALL BASE PLATE SHALL BE MOUNTED PRIOR TO LVT, DRILLING THROUGH LVT WILL VOID MANUFACTURER WARRANTY
 - ALL GUEST FACING WALLS SHALL BE LEVEL 5, EGSHELL FINISH
 - INDICATE TAG FOR EL-001 LEGRAND OUTLET AT BANQUETTE AT 36" AFF
 - LOCATE SWITCH FOR SCONCE X-300 ABOVE THE LEGRAND SPECIALTY POWER OUTLET
 - RED CORD AT LIGHT FIXTURE X-301 AND X-302 SHALL BE INTENTIONALLY EXPOSED APPROXIMATELY 3"
 - ROLLER SHADE SHALL INCLUDE 'BINARY TWEED' GRAPHIC PRINT, CONTACT VQC VENDOR FOR GRAPHICS

- CRITERIA NOTES**
- CRITERIA NOTES ARE SHOWN CATEGORIZED BY DISCIPLINE AND COULD BE INTERPRETED TO APPLY TO MORE THAN ONE DISCIPLINE. FOR EFFICIENCY, NOTES ARE ONLY SHOWN UNDER ONE PREDOMINANT DISCIPLINE. CONSULTANTS SHOULD FAMILIARIZE THEMSELVES WITH ALL CRITERIA NOTES.

- A0 ARCHITECTURAL**
- A100 FFE SCREEN TO BE SECURED TO FLOOR AND STRUCTURE ABOVE
 - A101 PROVIDE BLOCKING IN WALL
- ID0 INTERIOR DESIGN**
- ID2 OWNER FURNISHED COFFEE MAKER
 - ID8 SPECIFIED LVT/CARPET TILE INSET SYSTEM DOES NOT REQUIRE A TRANSITION STRIP BETWEEN LVT AND LVT FLOORING UNDERLAYMENT WILL BE INSTALLED UNDER LVT AND CARPET TILE FLOORING.
 - ID22 OWNER FURNISHED SAFE
 - ID35 PROVIDE MOTORIZED DRAPERY IN ACCESSIBLE ROOMS.
 - ID39 PROVIDE BLACK RECEPTACLE AND SWITCH PLATES WHEN ON ACCENT WALL.
 - ID40 COORDINATE OUTLET PLACEMENT WITH BED LOCATION.
 - ID43 REFER TO THE ALOFT WINDOW TREATMENT PACKAGE FOR ROLLER SHADE SPECIFICATIONS.
 - ID46 REFER TO INTERIOR DESIGN SPECIFICATIONS MANUAL FOR MOUNTING HEIGHT AND FOR INSTALLATION DIAGRAMS. CONTACT MANUFACTURER FOR ADDITIONAL INFORMATION.

NO.	DESCRIPTION	DATE	BY
-	ISSUED FOR DEMOLITION	06/09/17	MV
-	ISSUED TO FRANCHISE	06/09/17	MV
-	ISSUED FOR BID (ID ONLY)	07/21/17	MV
-	ISSUED TO FRANCHISE	08/17/17	MV
-	ISSUED FOR PERMIT	08/04/17	MV
-	FOR FINAL APPROVAL	10/02/17	MV
-	ISSUED FOR PERMIT	11/28/17	MV
-	RE-ISSUED FOR PERMIT	03/07/18	AN
-	REV. DETAILS ON A700.2	06/04/18	AVK
-	RE-90% FRANCHISE COMMENTS	06/04/18	AVK



ARCHITECTURE
URBAN PLANNING
INTERIORS
HOTELS/ HOUSING/ MIXED USE
1800.630.3750
CA-SERVICES
ca@mwtusa.com / 1800.717.5816



WARNING
IT IS A VIOLATION OF THE LAW FOR ANY PERSON, UNLESS ACTING UNDER THE DIRECTION OF THE ARCHITECT, TO ALTER OR REPRODUCE THESE DRAWINGS IN ANY WAY.

ALOFT
MEMPHIS
DOWNTOWN

63 NORTH B.B. KING BLVD.
MEMPHIS, TENNESSEE 38103

PROJECT NO.: 16 006
DATE: 04-12-2019
DRAWN BY: EW/RW
CHKD. BY: MWT

ENLARGED RM# 19
DOUBLE QUEEN
ELEVATIONS

SHEET ID469.2

IMPORTANT NOTICE TO ALL CONTRACTORS AND OR SUBCONTRACTORS: (COMPLETE BUILDING SYSTEMS AND OR INSTALLATIONS)

- IF AWARDED A CONTRACT FOR ANY PORTION OF WORK NEEDED TO COMPLETE THIS PROJECT YOU ARE AGREEING TO THE FOLLOWING TERMS:
- YOU ARE A QUALIFIED CONTRACTOR AND OR SUBCONTRACTOR SPECIFICALLY IN PROVIDING A COMPLETE TURNKEY SERVICE IN YOUR TRADE OR PROFESSION FOR THE TYPE OF WORK AND SCOPE FOR THIS PROJECT.
- YOU AGREE TO PROVIDE A COMPLETE DESIGN-BUILD SOLUTION BASED ON THE ARCHITECT'S INTENDED DESIGN FOR THIS PROJECT.
- YOUR BID INCLUDED ALL THE STEPS, PROCESSES, MATERIALS, PRODUCTS, GOVERNING PERMITS AND APPROVALS NECESSARY TO PROVIDE A COMPLETED AND WARRANTED SYSTEM ON INSTALLATION THAT DOES NOT REQUIRE ANOTHER CONTRACTOR OR PRODUCT TO COMPLETE YOUR SCOPE OF WORK.
- YOUR BID MUST HAVE INCLUDED ANY DESIGN INFORMATION REFERENCED WITHIN ANY CIVIL, ARCHITECTURAL, STRUCTURAL, MECHANICAL, ELECTRICAL AND OR PLUMBING DRAWINGS. ALSO NOTE THESE DRAWINGS ARE SCHEMATIC AND ARE INTENDED TO SHOW ONLY BASIC CONCEPTS AND GENERAL INFORMATION THE COMPLETION OF YOUR WORK MAY INCLUDE OTHER STEPS, PROCESSES, MATERIALS, PRODUCTS, LABOR, GOVERNING PERMITS AND OR APPROVALS NECESSARY TO PROVIDE A COMPLETE SYSTEM INSTALLATION WHETHER SUGGESTED ON THE DRAWINGS OR NOT.
- AS AN EXAMPLE: ITEMS AND OR TASKS LIKE: FIRE CALLS, DRAFT STOPS, FASTENERS, ANCHORS, EMBEDMENTS, DUMPSTERS, DEBRIS CLEAN UP, ETC. ARE YOUR RESPONSIBILITY. ANY WORK NOT COMPLETED IN A TIMELY MANNER, OR INCOMPLETE WORK WILL BE BILLED BACK TO THE CONTRACTOR AND OR SUBCONTRACTOR, AT THE OWNERS' DISCRETION.

NO.	DESCRIPTION	DATE	BY
-	ISSUED FOR DEMOLITION	06/09/17	MV
-	ISSUED TO FRANCHISE	06/09/17	MV
-	ISSUED FOR BID (ID ONLY)	07/21/17	MV
-	ISSUED TO FRANCHISE	08/17/17	MV
-	ISSUED FOR PERMIT	08/04/17	MV
-	FOR FINAL APPROVAL	10/02/17	MV
-	ISSUED FOR PERMIT	11/28/17	MV
-	RE-ISSUED FOR PERMIT	03/07/18	AN
-	REV. DETAILS ON A700.2	06/04/18	AVK
-	RE-90% FRANCHISE COMMENTS	06/04/18	AVK

- REFERENCE NOTES**
- REFER TO DESIGN STANDARDS, "GUESTROOMS" CHAPTER FOR MAIN REQUIREMENTS RELATED TO THIS ARCHITECT IS RESPONSIBLE FOR DESIGNING PROJECT IN ACCORDANCE WITH THE ENTIRE DESIGN STANDARDS.
 - REFER TO ELECTRICAL SECTION OF BPM FOR SWITCHTYPE AND COVER.
- GENERAL NOTES**
- DIMENSIONS ARE TO FACE OF PARTITION UNLESS NOTED OTHERWISE. HOLD MINIMUM CLEAR DIMENSIONS.
 - ELECTRICAL OUTLETS SHOWN ON ELEC/ PLUMBING/MECH PLAN AND ON ELEVATIONS ARE FOR DEVICES AND FIXTURES SPECIFIED. ADDITIONAL OUTLETS MAY BE REQUIRED BY LOCAL BUILDING CODES.
 - ALL DUPLEX RECEPTACLES TO BE INSTALLED @ 18" AFF UNO TYP.
 - ALL ELECTRICAL DIMENSIONS ARE TO THE CENTERLINE UNLESS NOTED OTHERWISE.
 - G.C. TO PROVIDE BLOCKING AND / OR STRAPPING FOR ALL ITEMS ATTACHED TO WALLS OR MOUNTED TO CEILING ARCHITECT OF RECORD TO REVIEW.
- CRITERIA NOTES**
- CRITERIA NOTES ARE SHOWN CATEGORIZED BY DISCIPLINE AND COULD BE INTERPRETED TO APPLY TO MORE THAN ONE DISCIPLINE. FOR EFFICIENCY, NOTES ARE ONLY SHOWN UNDER ONE PREDOMINANT DISCIPLINE. CONSULTANTS SHOULD FAMILIARIZE THEMSELVES WITH ALL CRITERIA NOTES.


- AD ARCHITECTURAL**
- A99 PROVIDE BLOCKING TO SECURE UPHOLSTERED PANEL.
 - A100 FFE SCREEN TO BE SECURED TO FLOOR AND STRUCTURE ABOVE
 - A101 PROVIDE BLOCKING IN WALL
- IDD INTERIOR DESIGN**
- ID2 OWNER FURNISHED COFFEE MAKER
 - ID8 SPECIFIED LVT/CARPET TILE INSET SYSTEM DOES NOT REQUIRE A TRANSITION STRIP BETWEEN LVT AND LVT FLOORING UNDERLAYMENT WILL BE INSTALLED UNDER LVT AND CARPET TILE FLOORING.
 - ID22 OWNER FURNISHED SAFE
 - ID35 PROVIDE MOTORIZED DRAPERY IN ACCESSIBLE ROOMS.
 - ID39 PROVIDE BLACK RECEPTACLE AND SWITCH PLATES WHEN ON ACCENT WALL
 - ID40 COORDINATE OUTLET PLACEMENT WITH BED LOCATION.
 - ID43 REFER TO THE ALOFT WINDOW TREATMENT PACKAGE FOR ROLLER SHADE SPECIFICATIONS.
 - ID46 REFER TO INTERIOR DESIGN SPECIFICATIONS MANUAL FOR MOUNTING HEIGHT AND FOR INSTALLATION DIAGRAMS. CONTACT MANUFACTURER FOR ADDITIONAL INFORMATION.

- EO ENGINEERING**
- GANG OUTLETS AND SWITCHES AT THIS LOCATION @ HEIGHT SHOWN.
 - WALL OUTLETS SHALL NOT OCCUR IN SAME WALL CAVITY OF ADJACENT GUESTROOMS, TYPICAL.
 - EXHAUST FAN/LIGHT LOCATION. WHEN CONTINUOUS VENTING IS USED, INSTALL LIGHT ONLY, R77.
 - PROVIDE JUNCTION BOX FOR MOTORIZED DRAPERY IN ACCESSIBLE ROOMS.
 - MASTER LIGHT SWITCH WITH SIGNAGE TO CONTROL ALL HARDWIRED LIGHTS IN GUESTROOM, WITH EXCEPTION OF TOILET ROOM AND SHOWER.
 - VERIFY THAT SLEEVE EXTENDS 8" TO 14" INTO ROOM FROM INSIDE FACE OF EXTERIOR WALL, AND THAT OUTLET FOR PTAC IS BELOW PTAC.
 - PROVIDE DATA, TV CABLE, & DUPLEX OUTLET DEDICATED TO TV. MOUNT AT HEIGHT SHOWN ON DRAWING
 - PROVIDE CONTINUOUS VENTILATION SYSTEM IN BATHROOM
 - SWITCH TO CONTROL "GLOBE" SCENCE AT BEDSIDE
 - ELECTRICAL SHOWN MOUNTED ON WALL SURFACE BEHIND FURNITURE PIECE.

- ELECTRICAL LEGEND**
- CEILING MTD LT FIXTURE
 - CEILING LT FIXTURE
 - LIGHT SWITCH
 - DUPLEX RECEPTACLE
 - GROUND FAULT INTERRUPTER, DUPLEX RECEPTACLE
 - THERMOSTAT
 - TELEPHONE OUTLET
 - TV OUTLET
 - JUNCTION BOX
 - RACEWAY & WIRING

IMPORTANT NOTICE TO ALL CONTRACTORS AND OR SUBCONTRACTORS: (COMPLETE BUILDING SYSTEMS AND OR INSTALLATIONS)

- IF AWARDED A CONTRACT FOR ANY PORTION OF WORK NEEDED TO COMPLETE THIS PROJECT YOU ARE AGREEING TO THE FOLLOWING TERMS:
- YOU ARE A QUALIFIED CONTRACTOR AND OR SUBCONTRACTOR SPECIFICALLY IN PROVIDING A COMPLETE TURNKEY SERVICE IN YOUR TRADE OR PROFESSION FOR THE TYPE OF WORK AND SCOPE FOR THIS PROJECT.
- YOU AGREE TO PROVIDE A COMPLETE DESIGN BIDDING SOLUTION BASED ON THE ARCHITECT'S INTENDED DESIGN FOR THIS PROJECT.
- YOUR BID INCLUDED ALL THE STEPS, PROCESSES, MATERIALS, PRODUCTS, GOVERNING PERMITS AND APPROVALS NECESSARY TO PROVIDE A COMPLETED AND WARRANTED SYSTEM OR INSTALLATION THAT DOES NOT REQUIRE ANOTHER CONTRACTOR OR PRODUCT TO COMPLETE YOUR SCOPE OF WORK.
- YOUR BID MUST HAVE INCLUDED ANY DESIGN INFORMATION REFERENCED WITHIN ANY CIVIL, ARCHITECTURAL, STRUCTURAL, MECHANICAL, ELECTRICAL AND OR PLUMBING DRAWINGS. ALSO NOTE THESE DRAWINGS ARE SCHEMATIC AND ARE INTENDED TO SHOW ONLY BASIC CONCEPTS AND GENERAL INFORMATION THE COMPLETION OF YOUR WORK MAY INCLUDE OTHER STEPS, PROCESSES, MATERIALS, PRODUCTS, LABOR, GOVERNING PERMITS AND OR APPROVALS NECESSARY TO PROVIDE A COMPLETE SYSTEM INSTALLATION WHETHER SUGGESTED ON THE DRAWINGS OR NOT.
- AS AN EXAMPLE: ITEMS AND OR TASKS LIKE: FIRE CALLS, DRAFT STOPS, FASTENERS, ANCHORS, EMBEDMENTS, DUMPSTERS, DEBRIS CLEAN UP, ETC. ARE YOUR RESPONSIBILITY. ANY WORK NOT COMPLETED IN A TIMELY MANNER, OR INCOMPLETE WORK WILL BE BILLED BACK TO THE CONTRACTOR AND OR SUBCONTRACTOR, AT THE OWNERS' DISCRETION.



ARCHITECTURE
URBAN PLANNING
INTERIORS
HOTELS/ HOUSING/ MIXED USE
1800.630.3750
CA-SERVICES
ca@mwtusa.com / 1800.717.5816



WARNING
IT IS A VIOLATION OF THE LAW FOR ANY PERSON, UNLESS ACTING UNDER THE DIRECTION OF THE ARCHITECT TO ALTER OR REPRODUCE THESE DRAWINGS IN ANY WAY.

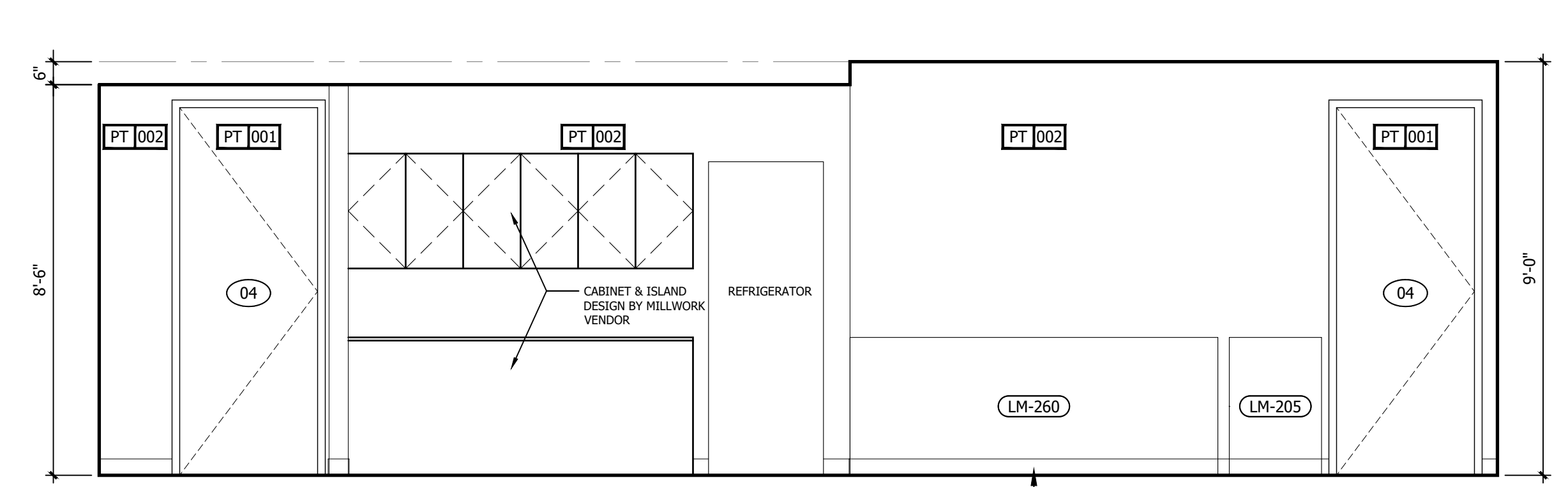
ALOFT
MEMPHIS
DOWNTOWN

63 NORTH B.B. KING BLVD.
MEMPHIS, TENNESSEE 38103

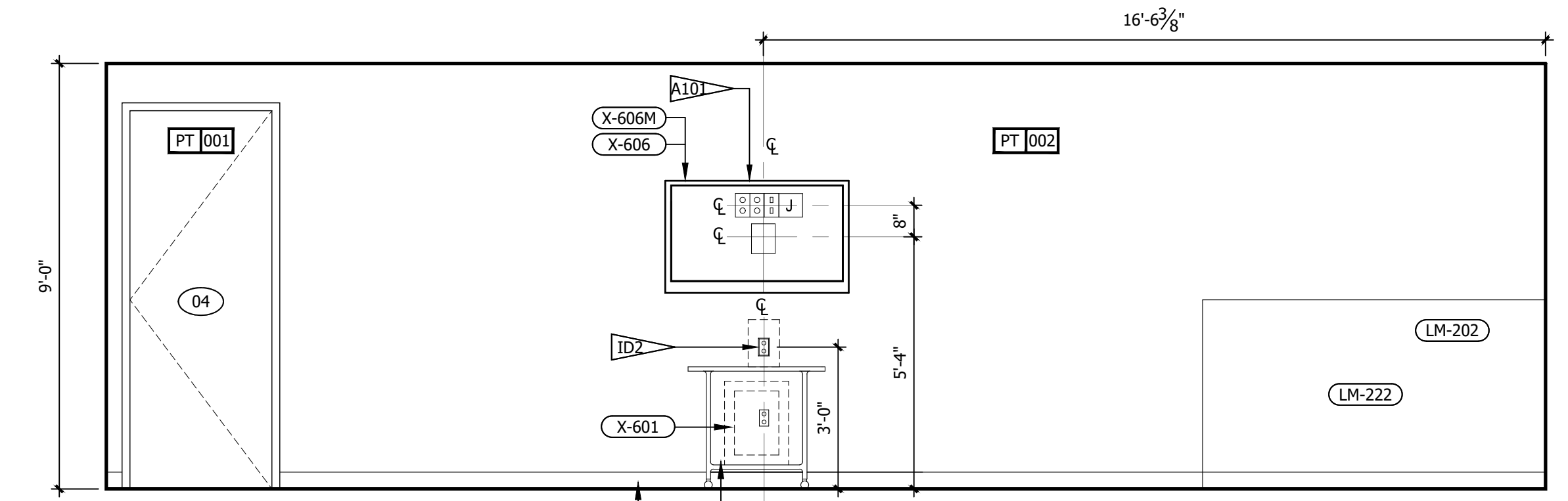
PROJECT NO.: 16 006
DATE: 04-12-2019
DRAWN BY: EF/RW
CHKD. BY: MWT

INTERIOR
ELEVATIONS -
SUITE RM#1

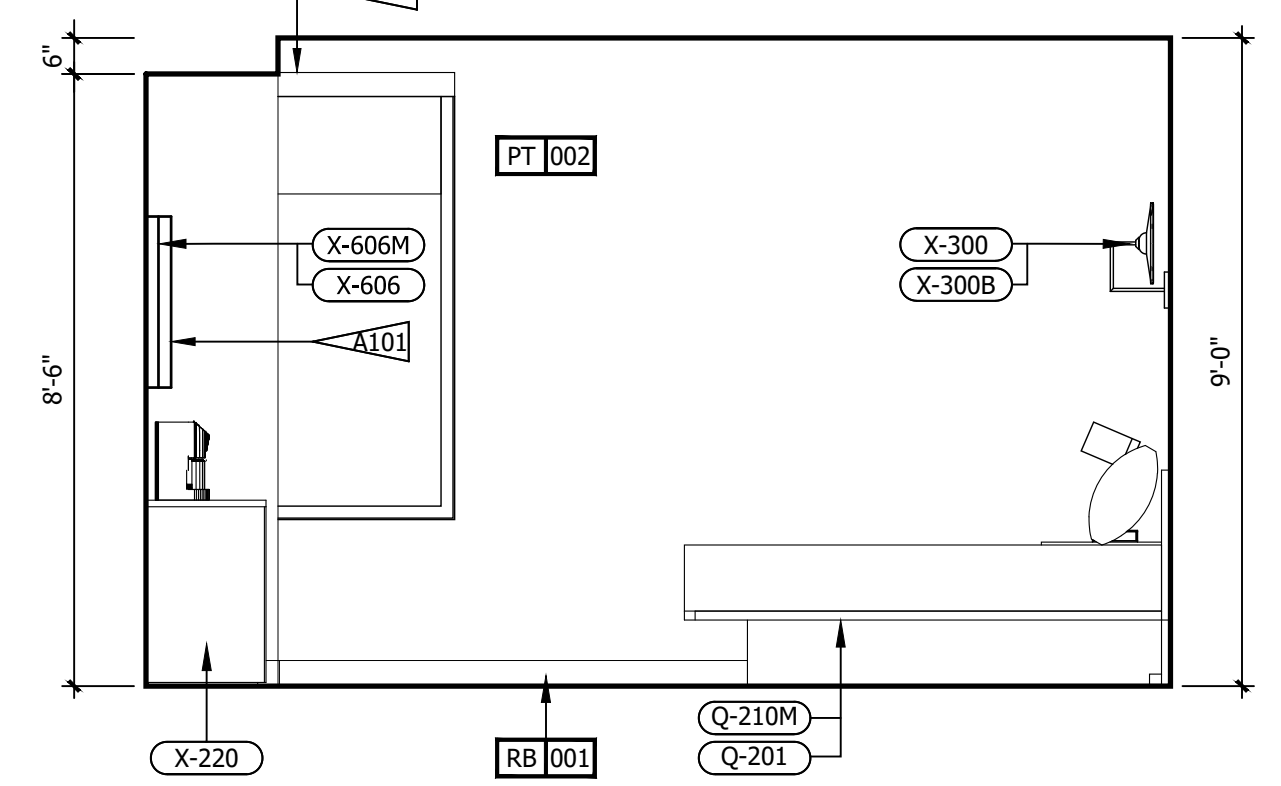
SHEET ID470.2



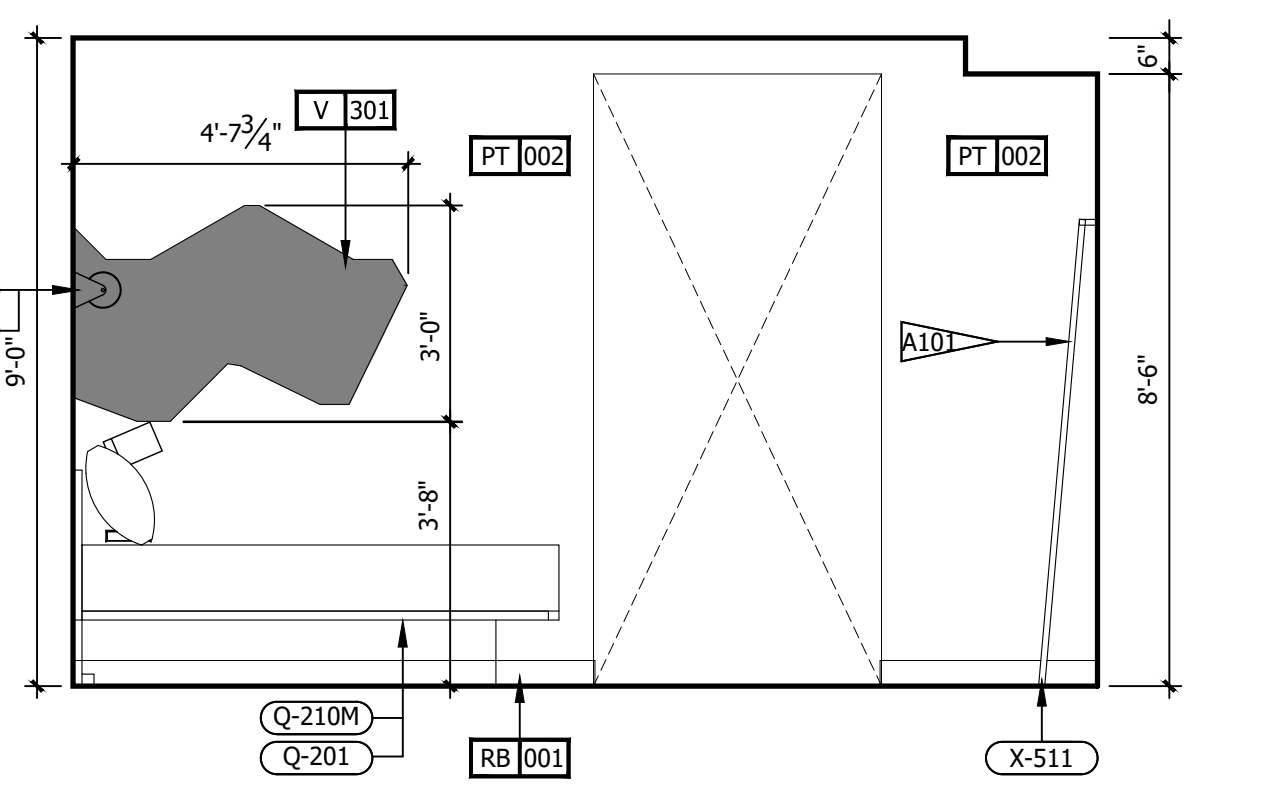
G ROOM ELEVATION
3/8" = 1'-0"



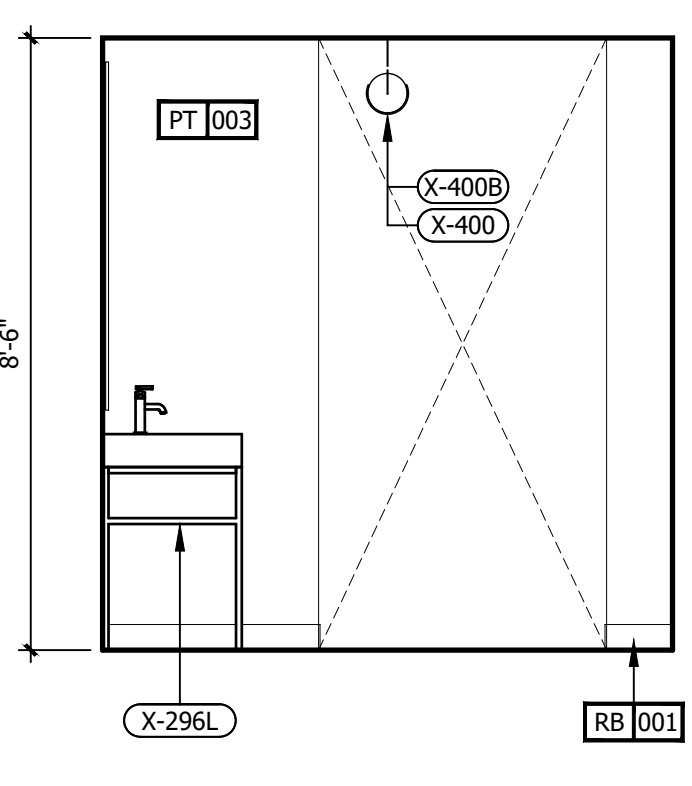
H ROOM ELEVATION
3/8" = 1'-0"



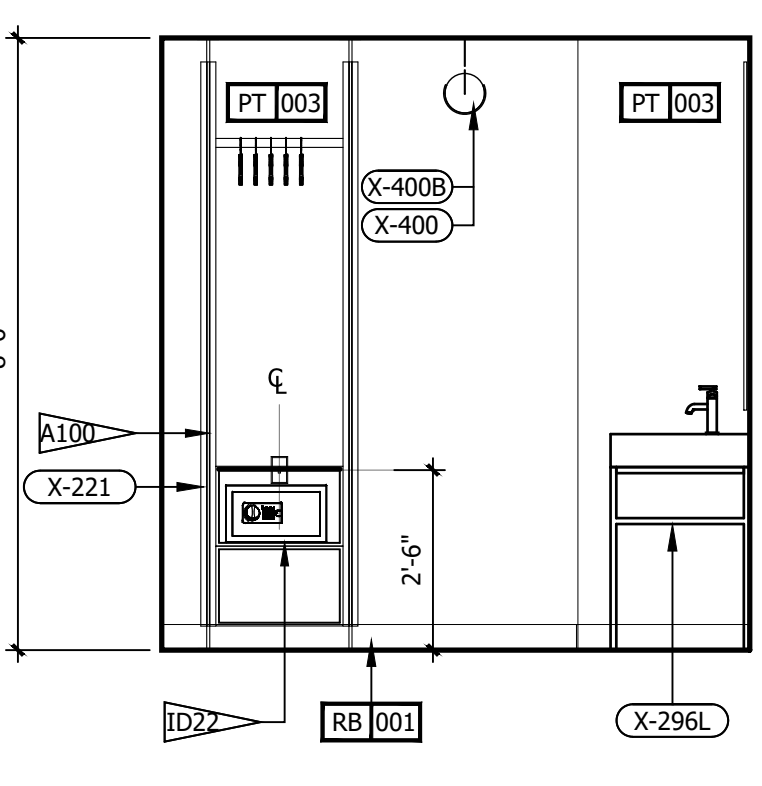
C ROOM ELEVATION
3/8" = 1'-0"



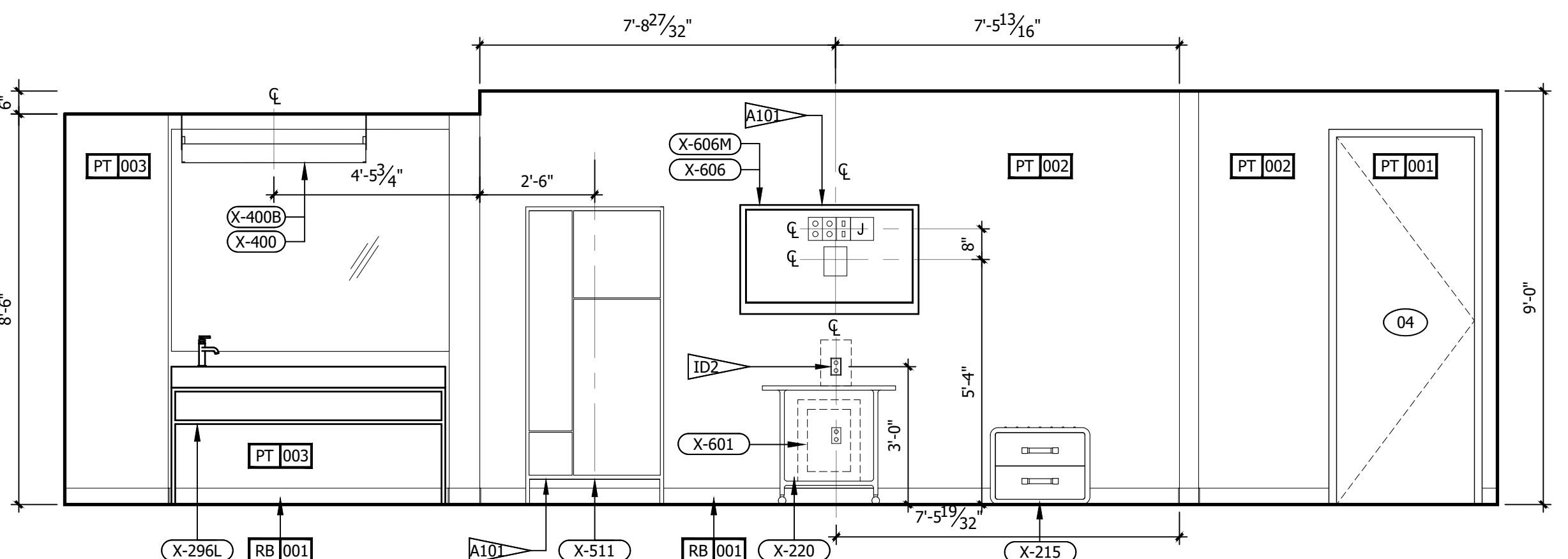
D ROOM ELEVATION
3/8" = 1'-0"



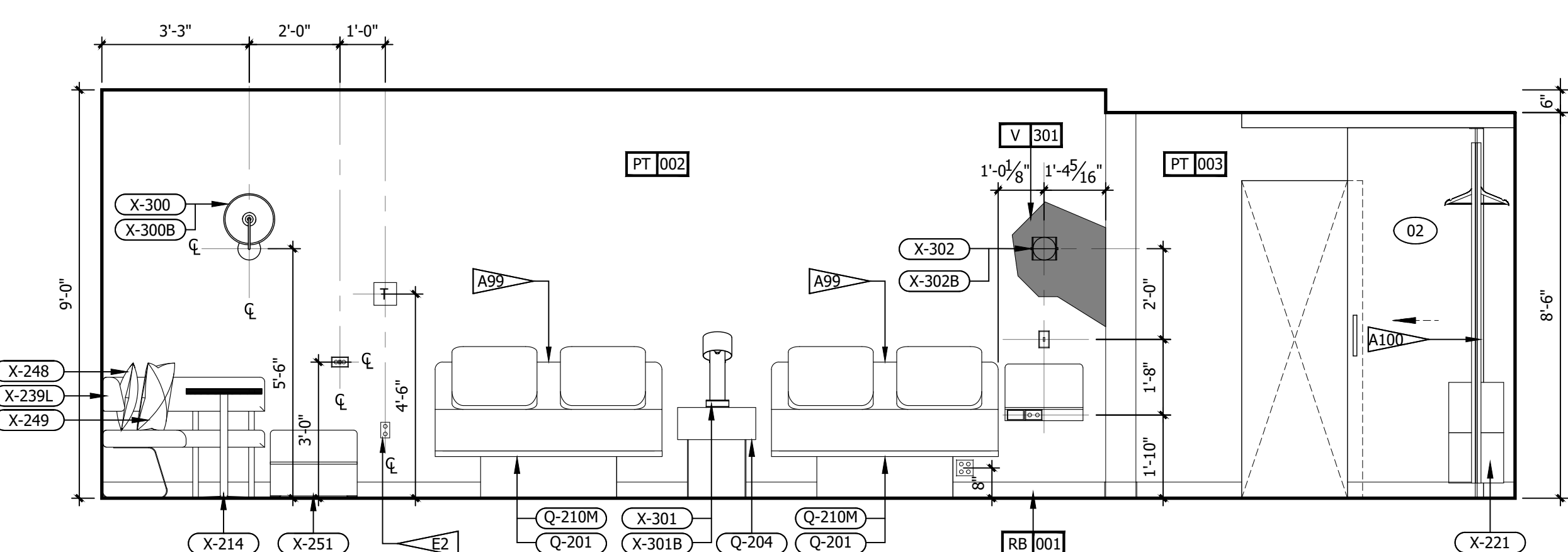
E ROOM ELEVATION
3/8" = 1'-0"



F ROOM ELEVATION
3/8" = 1'-0"



A ROOM ELEVATION
3/8" = 1'-0"



B ROOM ELEVATION
3/8" = 1'-0"

REFERENCE NOTES

- A. REFER TO DESIGN STANDARDS, "GUESTROOMS" CHAPTER FOR MAIN REQUIREMENTS RELATED TO THIS ARCHITECT IS RESPONSIBLE FOR DESIGNING PROJECT IN ACCORDANCE WITH THE ENTIRE DESIGN STANDARDS.
- B. REFER TO ELECTRICAL SECTION OF BPM FOR SWITCHTYPE AND COVER.

GENERAL NOTES

- DIMENSIONS ARE TO FACE OF PARTITION UNLESS NOTED OTHERWISE. HOLD MINIMUM CLEAR DIMENSIONS.
- ELECTRICAL OUTLETS SHOWN ON ELEC/ PLUMBING/MECH PLAN AND ON ELEVATIONS ARE FOR DEVICES AND FIXTURES SPECIFIED. ADDITIONAL OUTLETS MAY BE REQUIRED BY LOCAL BUILDING CODES.
- ALL DUPLEX RECEPTACLES TO BE INSTALLED @ 18" AFF UNO TYP.
- ALL ELECTRICAL DIMENSIONS ARE TO THE CENTERLINE UNLESS NOTED OTHERWISE.
- G.C. TO PROVIDE BLOCKING AND / OR STRAPPING FOR ALL ITEMS ATTACHED TO WALLS OR MOUNTED TO CEILING ARCHITECT OF RECORD TO REVIEW.

CRITERIA NOTES

CRITERIA NOTES ARE SHOWN CATEGORIZED BY DISCIPLINE AND COULD BE INTERPRETED TO APPLY TO MORE THAN ONE DISCIPLINE. FOR EFFICIENCY, NOTES ARE ONLY SHOWN UNDER ONE PREDOMINANT DISCIPLINE. CONSULTANTS SHOULD FAMILIARIZE THEMSELVES WITH ALL CRITERIA NOTES.

AD ARCHITECTURAL

- A99 PROVIDE BLOCKING TO SECURE UPHOLSTERED PANEL.
- A100 FFE SCREEN TO BE SECURED TO FLOOR AND STRUCTURE ABOVE
- A101 PROVIDE BLOCKING IN WALL

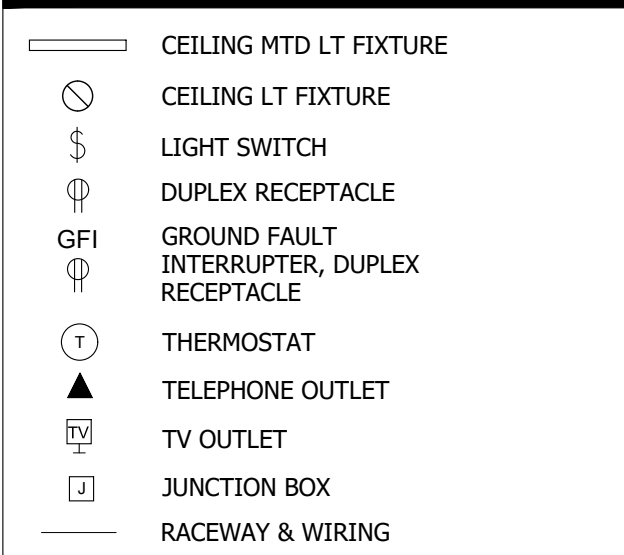
IDD INTERIOR DESIGN

- ID2 OWNER FURNISHED COFFEE MAKER
- ID8 SPECIFIED LVT/CARPET TILE INSET SYSTEM DOES NOT REQUIRE A TRANSITION STRIP BETWEEN LVT AND LVT FLOORING UNDERLAYMENT WILL BE INSTALLED UNDER LVT AND CARPET TILE FLOORING.
- ID22 OWNER FURNISHED SAFE
- ID35 PROVIDE MOTORIZED DRAPERY IN ACCESSIBLE ROOMS.
- ID39 PROVIDE BLACK RECEPTACLE AND SWITCH PLATES WHEN ON ACCENT WALL
- ID40 COORDINATE OUTLET PLACEMENT WITH BED LOCATION.
- ID43 REFER TO THE ALOFT WINDOW TREATMENT PACKAGE FOR ROLLER SHADE SPECIFICATIONS.
- ID46 REFER TO INTERIOR DESIGN SPECIFICATIONS MANUAL FOR MOUNTING HEIGHT AND FOR INSTALLATION DIAGRAMS. CONTACT MANUFACTURER FOR ADDITIONAL INFORMATION.

ED ENGINEERING

- E1 GANG OUTLETS AND SWITCHES AT THIS LOCATION @ HEIGHT SHOWN.
- E2 WALL OUTLETS SHALL NOT OCCUR IN SAME WALL CAVITY OF ADJACENT GUESTROOMS, TYPICAL.
- E3 EXHAUST FAN/LIGHT LOCATION. WHEN CONTINUOUS VENTING IS USED, INSTALL LIGHT ONLY, R77.
- E5 PROVIDE JUNCTION BOX FOR MOTORIZED DRAPERY IN ACCESSIBLE ROOMS.
- E6 MASTER LIGHT SWITCH WITH SIGNAGE TO CONTROL ALL HARDWIRED LIGHTS IN GUESTROOM, WITH EXCEPTION OF TOILET ROOM AND SHOWER.
- E7 VERIFY THAT SLEEVE EXTENDS 8" TO 14" INTO ROOM FROM INSIDE FACE OF EXTERIOR WALL, AND THAT OUTLET FOR PTAC IS BELOW PTAC.
- E8 PROVIDE DATA, TV CABLE, & DUPLEX OUTLET DEDICATED TO TV. MOUNT AT HEIGHT SHOWN ON DRAWING.
- E43 PROVIDE CONTINUOUS VENTILATION SYSTEM IN BATHROOM
- E110 SWITCH TO CONTROL "GLOBE" SCENCE AT BEDSIDE
- E116 ELECTRICAL SHOWN MOUNTED ON WALL SURFACE BEHIND FURNITURE PIECE.

ELECTRICAL LEGEND



NO.	DESCRIPTION	DATE	BY
-	ISSUED FOR DEMOLITION	06/09/17	MV
-	ISSUED FOR FRANCHISE	06/09/17	MV
-	ISSUED FOR BID (ID ONLY)	07/21/17	MV
-	ISSUED TO FRANCHISE	08/17/17	MV
-	ISSUED FOR PERMIT	08/04/17	MV
-	FOR FINAL APPROVAL	10/02/17	MV
-	ISSUED FOR PERMIT	11/28/17	MV
-	RE-ISSUED FOR PERMIT	03/07/18	AN
-	REV. DETAILS ON A700.2	06/04/18	AVK
-	RE-90% FRANCHISE COMMENTS	06/04/18	AVK



ARCHITECTURE
URBAN PLANNING
INTERIORS
HOTELS/ HOUSING/ MIXED USE
1800.630.3750
CA-SERVICES
ca@mwtusa.com / 1800.717.5816



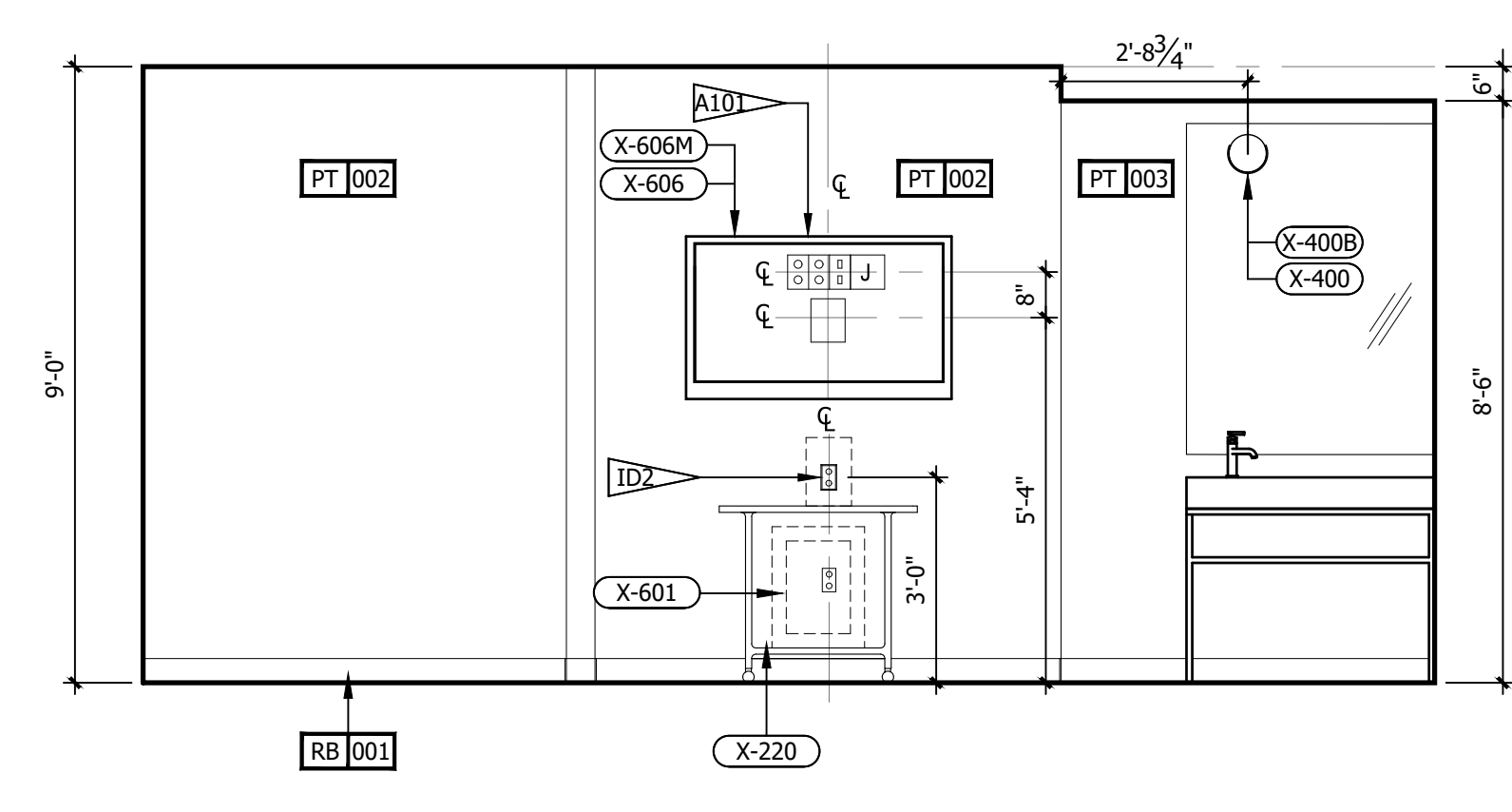
WARNING
IT IS A VIOLATION OF THE LAW FOR ANY PERSON, UNLESS ACTING UNDER THE DIRECTION OF THE ARCHITECT, TO ALTER OR REPRODUCE THESE DRAWINGS IN ANY WAY.

ALOFT
MEMPHIS
DOWNTOWN
63 NORTH B.B. KING BLVD.
MEMPHIS, TENNESSEE 38103

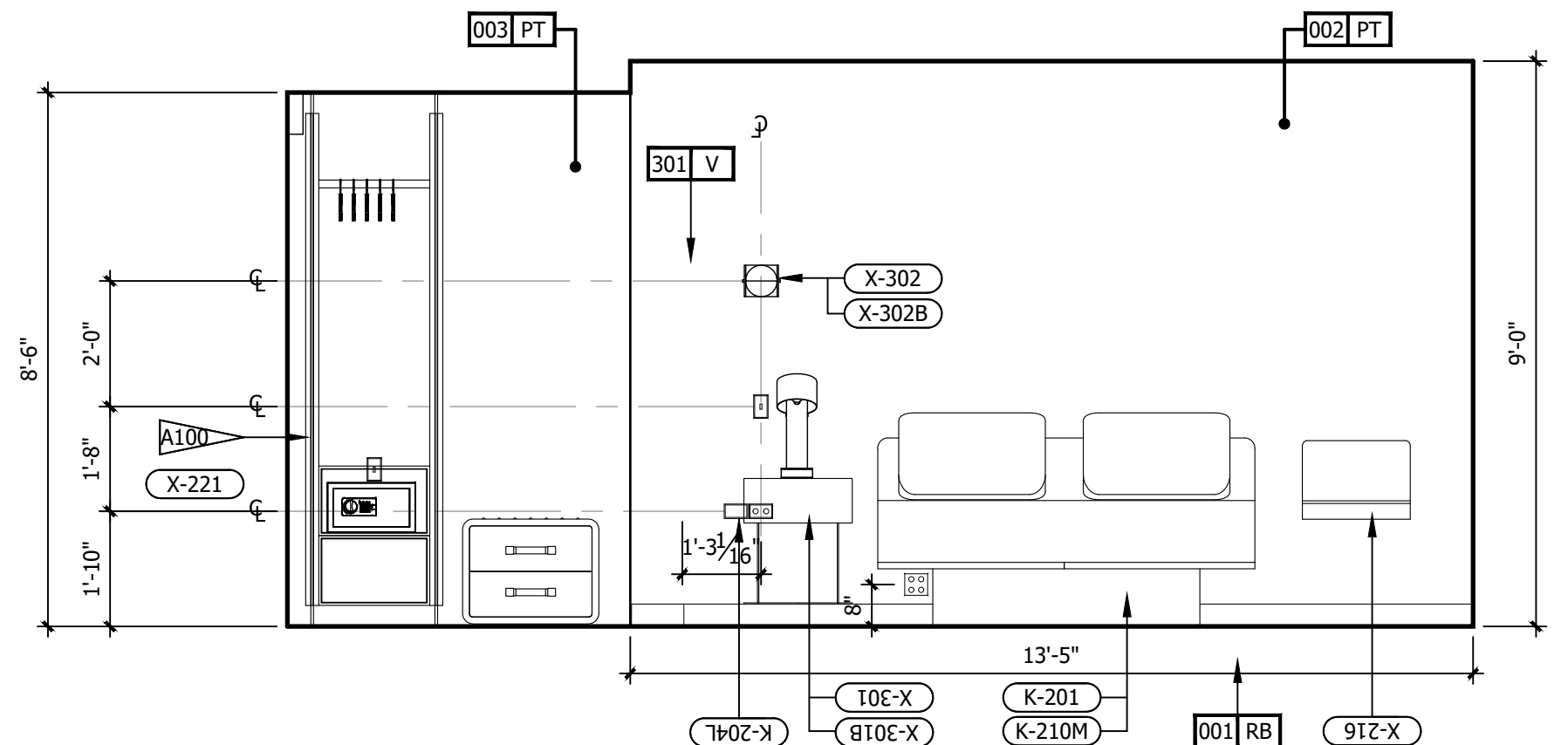
PROJECT NO.: 16 006
DATE: 04-12-2019
DRAWN BY: EF/RW
CHKD. BY: MWT

INTERIOR
ELEVATIONS -
SUITE RM#1
SHEET ID470.3

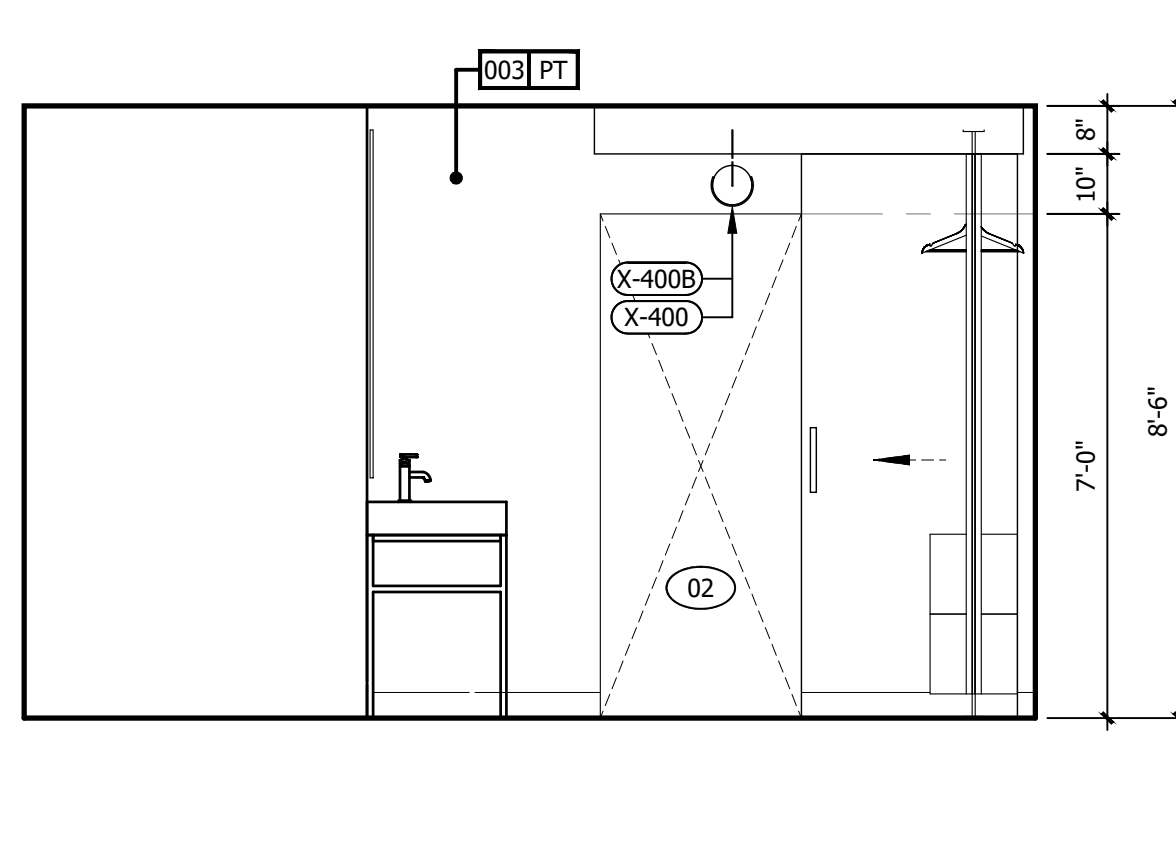
IMPORTANT NOTICE TO ALL CONTRACTORS AND OR SUBCONTRACTORS: (COMPLETE BUILDING SYSTEMS AND OR INSTALLATIONS)
IF AWARDED A CONTRACT FOR ANY PORTION OF WORK NEEDED TO COMPLETE THIS PROJECT YOU ARE AGREEING TO THE FOLLOWING TERMS:
1. YOU ARE A QUALIFIED CONTRACTOR AND OR SUBCONTRACTOR SPECIFICALLY IN PROVIDING A COMPLETE TURNKEY SERVICE IN YOUR TRADE OR PROFESSION FOR THE TYPE OF WORK AND SCOPE FOR THIS PROJECT.
2. YOU AGREE TO PROVIDE A COMPLETE DESIGN-BUILD SOLUTION BASED ON THE ARCHITECT'S INTENDED DESIGN FOR THIS PROJECT.
3. YOUR BID INCLUDES ALL THE STEPS, PROCESSES, MATERIALS, PRODUCTS, GOVERNING PERMITS AND APPROVALS NECESSARY TO PROVIDE A COMPLETED AND WARRANTED SYSTEM OR INSTALLATION THAT DOES NOT REQUIRE ANOTHER CONTRACTOR OR PRODUCT TO COMPLETE YOUR SCOPE OF WORK.
4. YOUR BID MUST HAVE INCLUDED ANY DESIGN INFORMATION REFERENCED WITHIN ANY CIVIL, ARCHITECTURAL, STRUCTURAL, MECHANICAL, ELECTRICAL AND OR PLUMBING DRAWINGS. ALSO NOTE THESE DRAWINGS ARE SCHEMATIC AND ARE INTENDED TO SHOW ONLY BASIC CONCEPTS AND GENERAL INFORMATION THE COMPLETION OF YOUR WORK MAY INCLUDE OTHER STEPS, PROCESSES, MATERIALS, PRODUCTS, LABOR, GOVERNING PERMITS AND OR APPROVALS NECESSARY TO PROVIDE A COMPLETE SYSTEM INSTALLATION WHETHER SUGGESTED ON THE DRAWINGS OR NOT.
AS AN EXAMPLE: ITEMS AND OR TASKS LIKE: FIRE CALLS, DRAFT STOPS, FASTENERS, ANCHORS, EMBEDMENTS, DUMPSTERS, DEBRIS CLEAN UP, ETC. ARE YOUR RESPONSIBILITY. ANY WORK NOT COMPLETED IN A TIMELY MANNER, OR INCOMPLETE WORK WILL BE BILLED BACK TO THE CONTRACTOR AND OR SUBCONTRACTOR, AT THE OWNERS' DISCRETION.



L ROOM ELEVATION
3/8" = 1'-0"



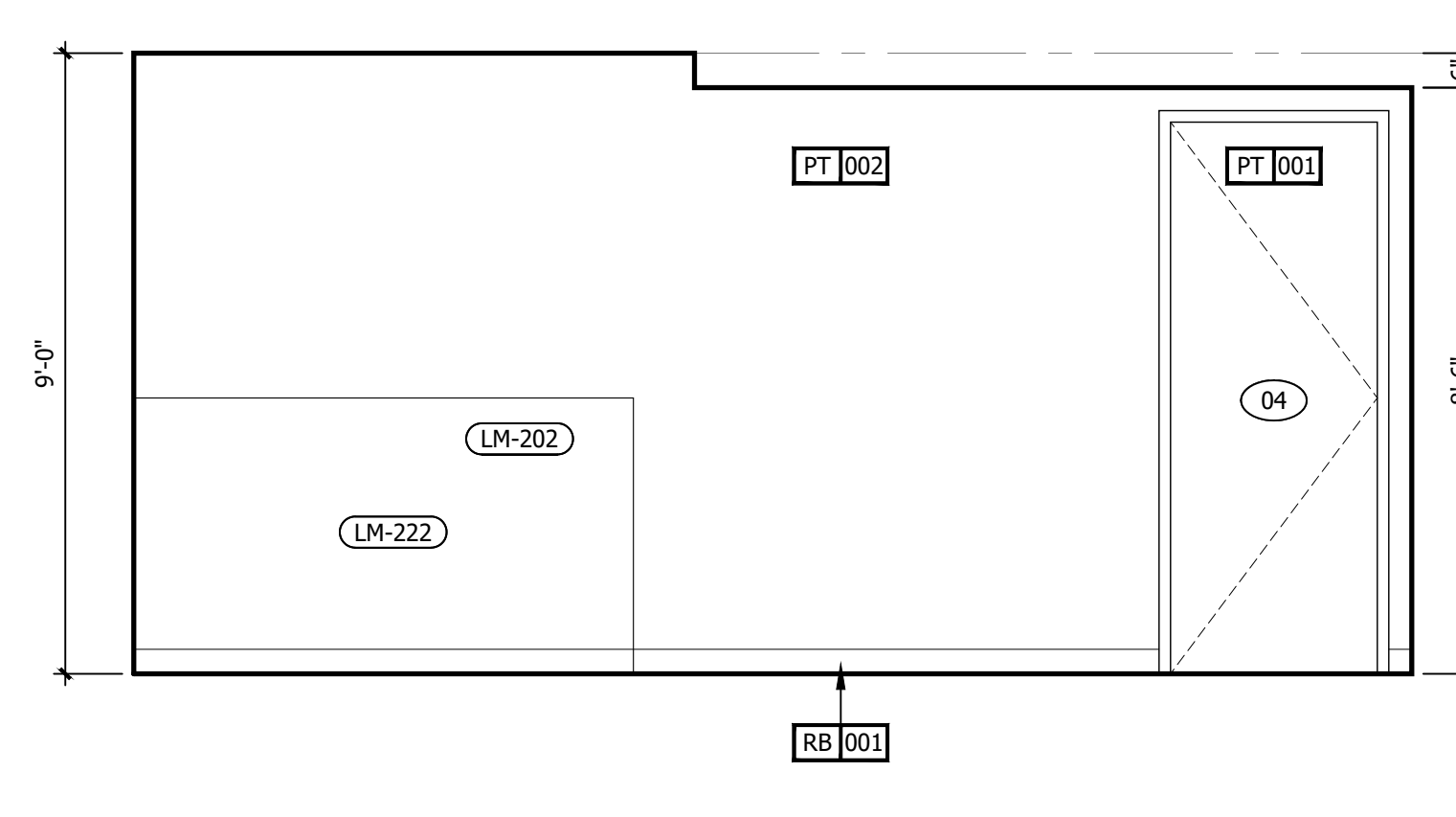
M ROOM ELEVATION
3/8" = 1'-0"



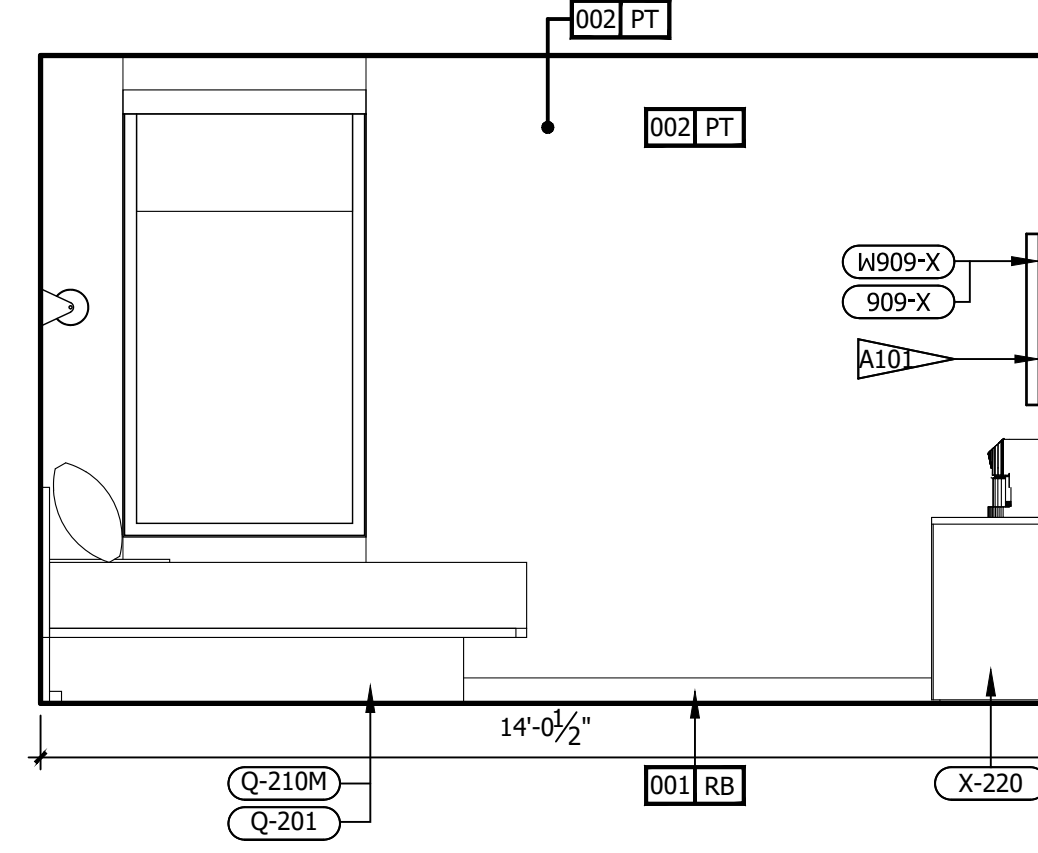
N ROOM ELEVATION
3/8" = 1'-0"



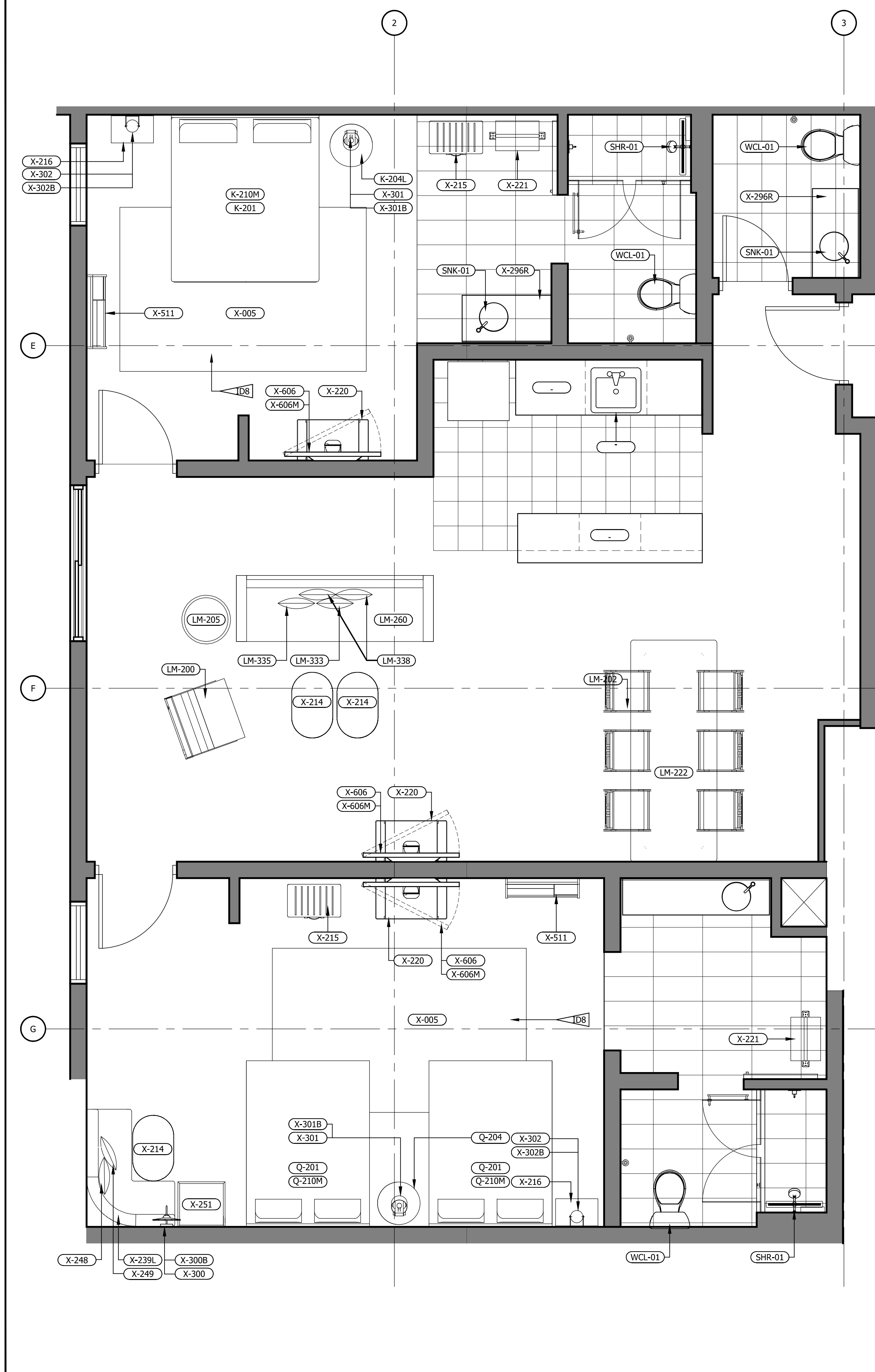
I ROOM ELEVATION
3/8" = 1'-0"



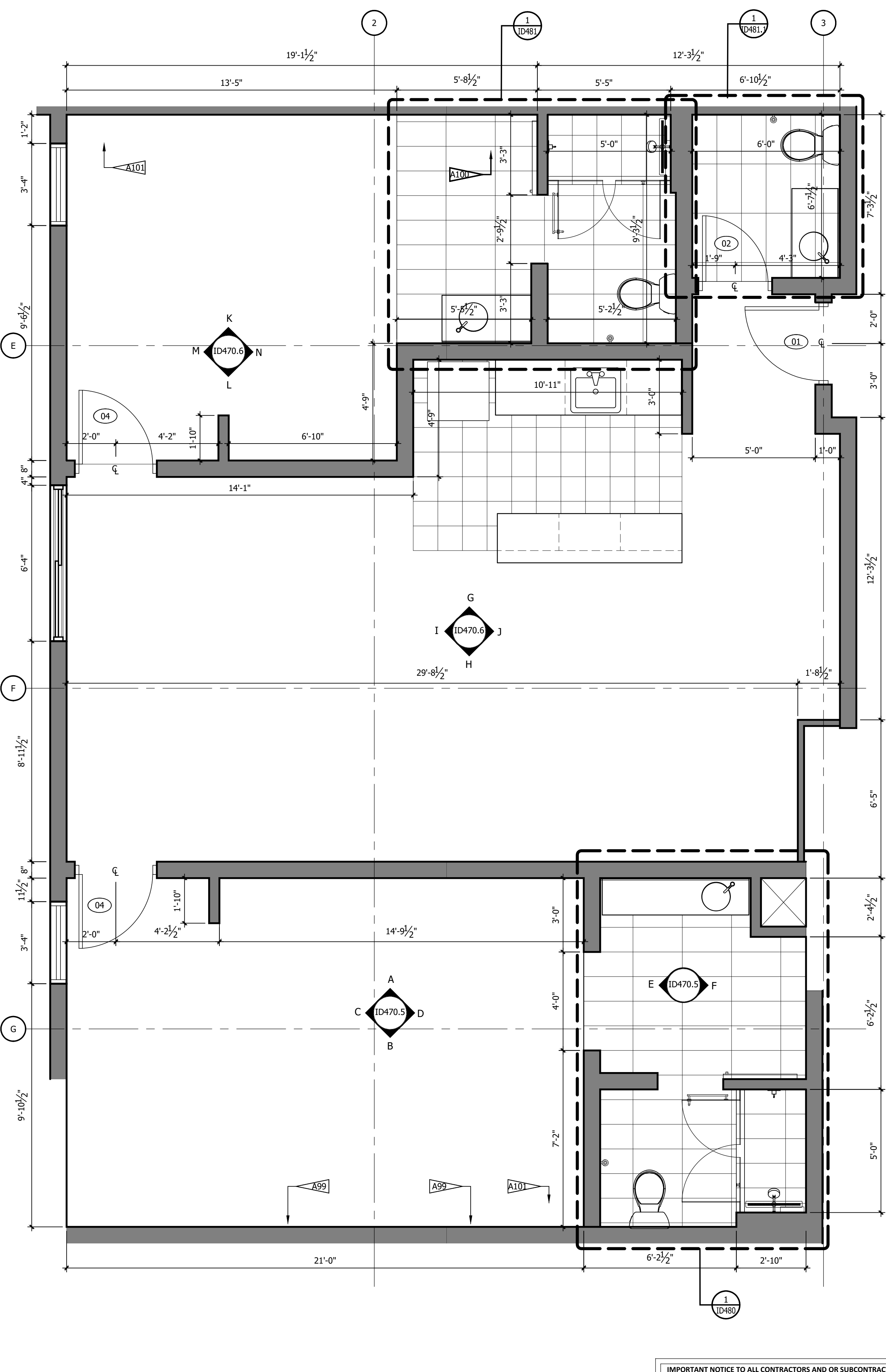
J ROOM ELEVATION
3/8" = 1'-0"



K ROOM ELEVATION
3/8" = 1'-0"



2 FFE PLAN
3/8" = 1'-0"



1 ARCHITECTURAL PLAN
3/8" = 1'-0"

REFERENCE NOTES	
A.	REFER TO DESIGN STANDARDS, "GUESTROOMS" CHAPTER FOR MAIN REQUIREMENTS RELATED TO THIS ARCHITECT IS RESPONSIBLE FOR DESIGNING PROJECT IN ACCORDANCE WITH THE ENTIRE DESIGN STANDARDS.
B.	REFER TO ELECTRICAL SECTION OF BPM FOR SWITCHTYPE AND COVER.
GENERAL NOTES	
1.	DIMENSIONS ARE TO FACE OF PARTITION UNLESS NOTED OTHERWISE. HOLD MINIMUM CLEAR DIMENSIONS.
2.	ELECTRICAL OUTLETS SHOWN ON ELEC/PLUMBING/MECH PLAN AND ON ELEVATIONS ARE FOR DEVICES AND FIXTURES SPECIFIED. ADDITIONAL OUTLETS MAY BE REQUIRED BY LOCAL BUILDING CODES.
3.	ALL DUPLEX RECEPTACLES TO BE INSTALLED @ 18" AFF UNO TYP.
4.	ALL ELECTRICAL DIMENSIONS ARE TO THE CENTERLINE UNLESS NOTED OTHERWISE.
5.	G.C. TO PROVIDE BLOCKING AND / OR STRAPPING FOR ALL ITEMS ATTACHED TO WALLS OR MOUNTED TO CEILING ARCHITECT OF RECORD TO REVIEW.
CRITERIA NOTES	
CRITERIA NOTES ARE SHOWN CATEGORIZED BY DISCIPLINE AND COULD BE INTERPRETED TO APPLY TO MORE THAN ONE DISCIPLINE. FOR EFFICIENCY, NOTES ARE ONLY SHOWN UNDER ONE PREDOMINANT DISCIPLINE. CONSULTANTS SHOULD FAMILIARIZE THEMSELVES WITH ALL CRITERIA NOTES.	
ARCHITECTURAL	
A99	PROVIDE BLOCKING TO SECURE UPHOLSTERED PANEL.
A100	FFE SCREEN TO BE SECURED TO FLOOR AND STRUCTURE ABOVE
A101	PROVIDE BLOCKING IN WALL
INTERIOR DESIGN	
ID2	OWNER FURNISHED COFFEE MAKER
ID8	SPECIFIED LVT/CARPET TILE INSET SYSTEM DOES NOT REQUIRE A TRANSITION STRIP BETWEEN LVT AND LVT FLOORING UNDERLAYMENT WILL BE INSTALLED UNDER LVT AND CARPET TILE FLOORING.
ID22	OWNER FURNISHED SAFE
ID35	PROVIDE MOTORIZED DRAPERY IN ACCESSIBLE ROOMS.
ID39	PROVIDE BLACK RECEPTACLE AND SWITCH PLATES WHEN ON ACCENT WALL
ID40	COORDINATE OUTLET PLACEMENT WITH BED LOCATION.
ID43	REFER TO THE ALOFT WINDOW TREATMENT PACKAGE FOR ROLLER SHADE SPECIFICATIONS.
ID46	REFER TO INTERIOR DESIGN SPECIFICATIONS MANUAL FOR MOUNTING HEIGHT AND FOR INSTALLATION DIAGRAMS. CONTACT MANUFACTURER FOR ADDITIONAL INFORMATION.
ENGINEERING	
E1	GANG OUTLETS AND SWITCHES AT THIS LOCATION @ HEIGHT SHOWN.
E2	WALL OUTLETS SHALL NOT OCCUR IN SAME WALL CAVITY OF ADJACENT GUESTROOMS, TYPICAL.
E3	EXHAUST FAN/LIGHT LOCATION. WHEN CONTINUOUS VENTING IS USED, INSTALL LIGHT ONLY, R77.
E5	PROVIDE JUNCTION BOX FOR MOTORIZED DRAPERY IN ACCESSIBLE ROOMS.
E6	MASTER LIGHT SWITCH WITH SIGNAGE TO CONTROL ALL HARDWIRED LIGHTS IN GUESTROOM, WITH EXCEPTION OF TOILET ROOM AND SHOWER.
E7	VERIFY THAT SLEEVE EXTENDS 8" TO 14" INTO ROOM FROM INSIDE FACE OF EXTERIOR WALL, AND THAT OUTLET FOR PTAC IS BELOW PTAC.
E8	PROVIDE DATA, TV CABLE, & DUPLEX OUTLET DEDICATED TO TV. MOUNT AT HEIGHT SHOWN ON DRAWING.
E43	PROVIDE CONTINUOUS VENTILATION SYSTEM IN BATHROOM
E110	SWITCH TO CONTROL "GLOBE" SCENE AT BEDSIDE
E116	ELECTRICAL SHOWN MOUNTED ON WALL SURFACE BEHIND FURNITURE PIECE.
ELECTRICAL LEGEND	
☐	CEILING MTD LT FIXTURE
⊙	CEILING LT FIXTURE
⊕	LIGHT SWITCH
⊕	DUPLEX RECEPTACLE
⊕	GROUND FAULT INTERRUPTER, DUPLEX RECEPTACLE
⊕	THERMOSTAT
⊕	TELEPHONE OUTLET
⊕	TV OUTLET
⊕	JUNCTION BOX
—	RACEWAY & WIRING

IMPORTANT NOTICE TO ALL CONTRACTORS AND OR SUBCONTRACTORS: (COMPLETE BUILDING SYSTEMS AND OR INSTALLATIONS)

IF AWARDED A CONTRACT FOR ANY PORTION OF WORK NEEDED TO COMPLETE THIS PROJECT YOU ARE AGREEING TO THE FOLLOWING TERMS:

- YOU ARE A QUALIFIED CONTRACTOR AND OR SUBCONTRACTOR SPECIFICALLY IN PROVIDING A COMPLETE TURNKEY SERVICE IN YOUR TRADE OR PROFESSION FOR THE TYPE OF WORK AND SCOPE FOR THIS PROJECT.
- YOU AGREE TO PROVIDE A COMPLETE DESIGN-BUILD SOLUTION BASED ON THE ARCHITECT'S INTENDED DESIGN FOR THIS PROJECT.
- YOUR BID INCLUDED ALL THE STEPS, PROCESSES, MATERIALS, PRODUCTS, GOVERNING PERMITS AND APPROVALS NECESSARY TO PROVIDE A COMPLETED AND WARRANTED SYSTEM ON INSTALLATION THAT DOES NOT REQUIRE ANOTHER CONTRACTOR OR PRODUCT TO COMPLETE YOUR SCOPE OF WORK.
- YOUR BID MUST HAVE INCLUDED ANY DESIGN INFORMATION REFERENCED WITHIN ANY CIVIL, ARCHITECTURAL, STRUCTURAL, MECHANICAL, ELECTRICAL AND OR PLUMBING DRAWINGS. ALSO NOTE THESE DRAWINGS ARE SCHEMATIC AND ARE INTENDED TO SHOW ONLY BASIC CONCEPTS AND GENERAL INFORMATION THE COMPLETION OF YOUR WORK MAY INCLUDE OTHER STEPS, PROCESSES, MATERIALS, PRODUCTS, LABOR, GOVERNING PERMITS AND OR APPROVALS NECESSARY TO PROVIDE A COMPLETE SYSTEM INSTALLATION WHETHER SUGGESTED ON THE DRAWINGS OR NOT.
- AS AN EXAMPLE: ITEMS AND OR TASKS LIKE: FIRE CALLS, DRIFT STOPS, FASTENERS, ANCHORS, EMBEDMENTS, DUMPSTERS, DEBRIS CLEAN UP, ETC. ARE YOUR RESPONSIBILITY. ANY WORK NOT COMPLETED IN A TIMELY MANNER, OR INCOMPLETE WORK WILL BE BELLED BACK TO THE CONTRACTOR AND OR SUBCONTRACTOR, AT THE OWNERS' DISCRETION.

NO.	DESCRIPTION	DATE	BY
-	ISSUED FOR DEMOLITION	06/08/17	MV
-	ISSUED FOR FRANCHISE	06/09/17	MV
-	ISSUED FOR BID (ID ONLY)	07/21/17	MV
-	ISSUED FOR FRANCHISE	08/17/17	MV
-	ISSUED FOR PERMIT	08/04/17	MV
-	FOR FINAL APPROVAL	10/02/17	MV
-	ISSUED FOR PERMIT	11/28/17	MV
-	RE-ISSUED FOR PERMIT	03/07/18	AN
-	REV. DETAILS ON A700.2	06/04/18	AVK
-	RE-90% FRANCHISE COMMENTS	06/04/18	AVK



ARCHITECTURE
URBAN PLANNING
INTERIORS
HOTELS/ HOUSING/ MIXED USE
1800.630.3750
CA-SERVICES
ca@mwtusa.com / 1800.717.5816



WARNING
IT IS A VIOLATION OF THE LAW FOR ANY PERSON, UNLESS ACTING UNDER THE DIRECTION OF THE ARCHITECT, TO ALTER OR REPRODUCE THESE DRAWINGS IN ANY WAY.

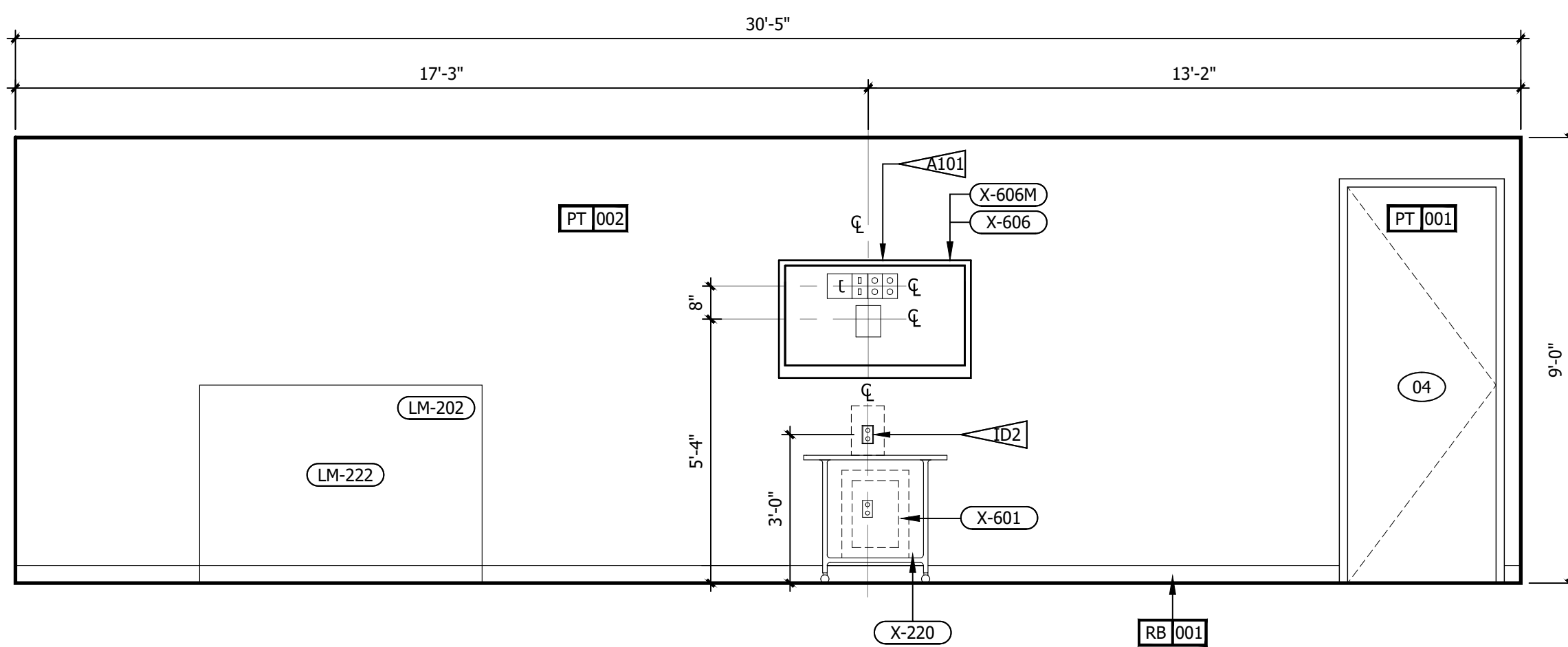
ALOFT
MEMPHIS
DOWNTOWN

63 NORTH B.B. KING BLVD.
MEMPHIS, TENNESSEE 38103

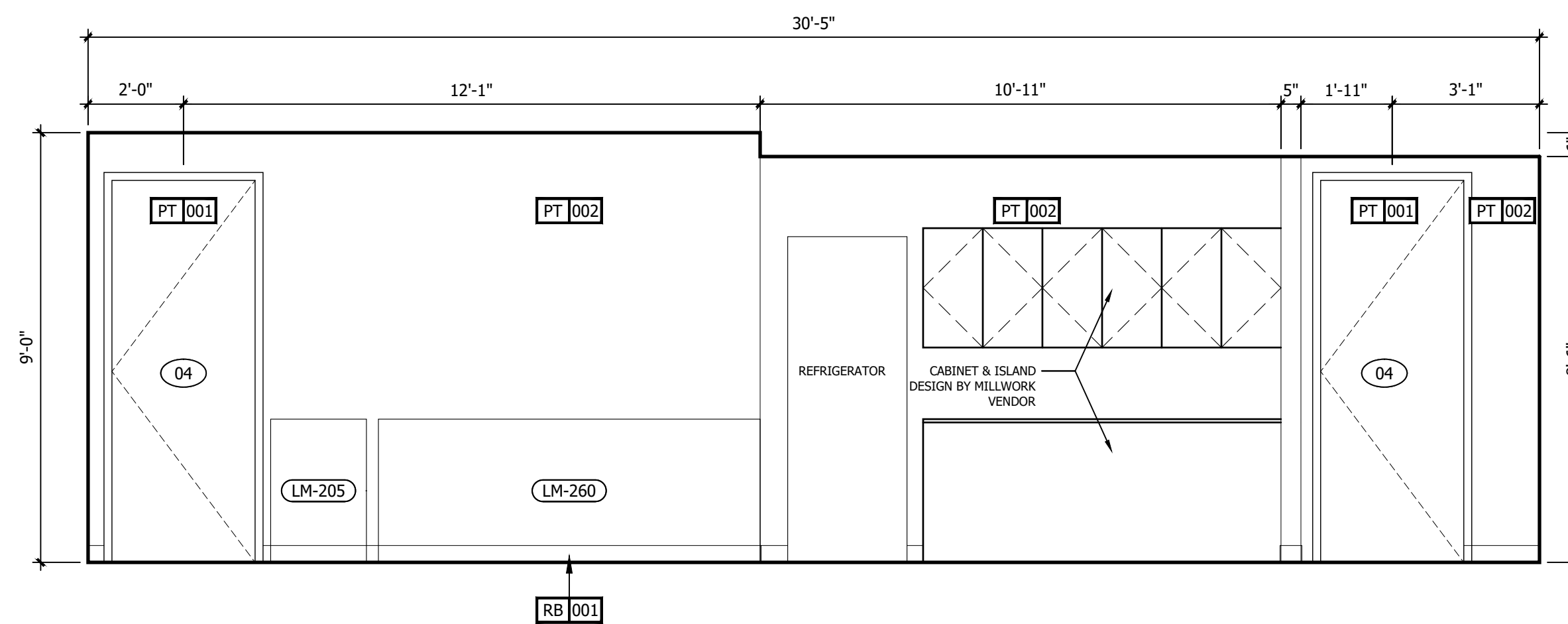
PROJECT NO.: 16 006
DATE: 04-12-2019
DRAWN BY: EF/RW
CHKD. BY: MWT

ENLARGED
PLANS -
SUITE RM#2

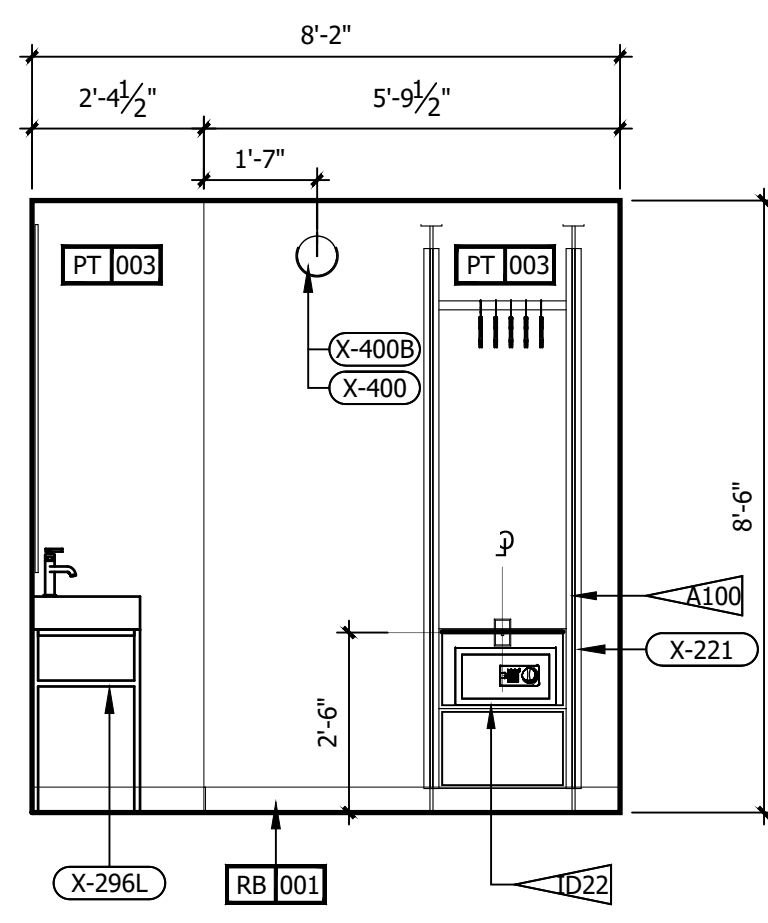
SHEET ID470.4



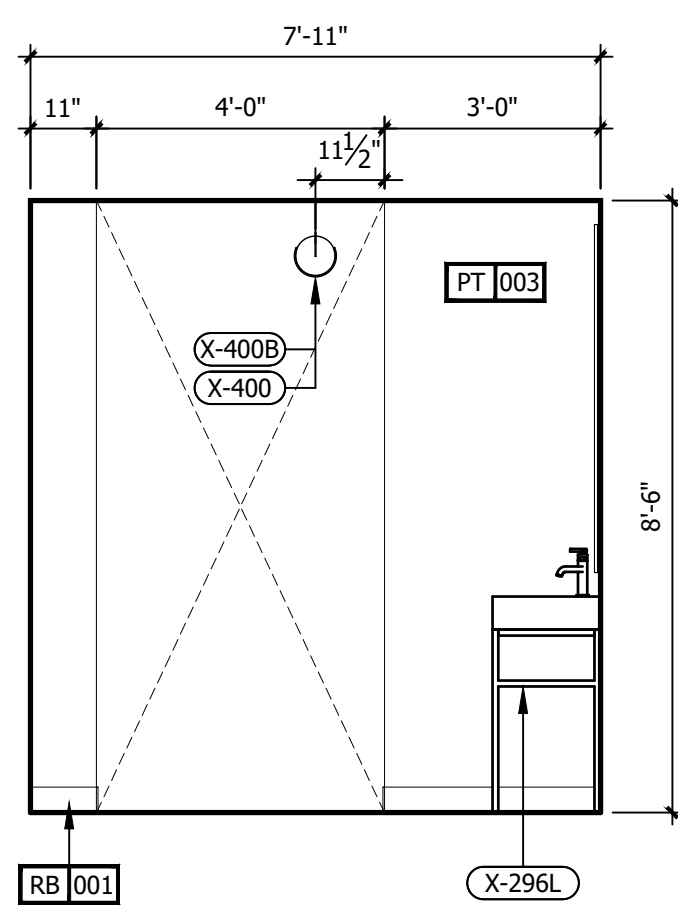
H ROOM ELEVATION
3/8" = 1'-0"



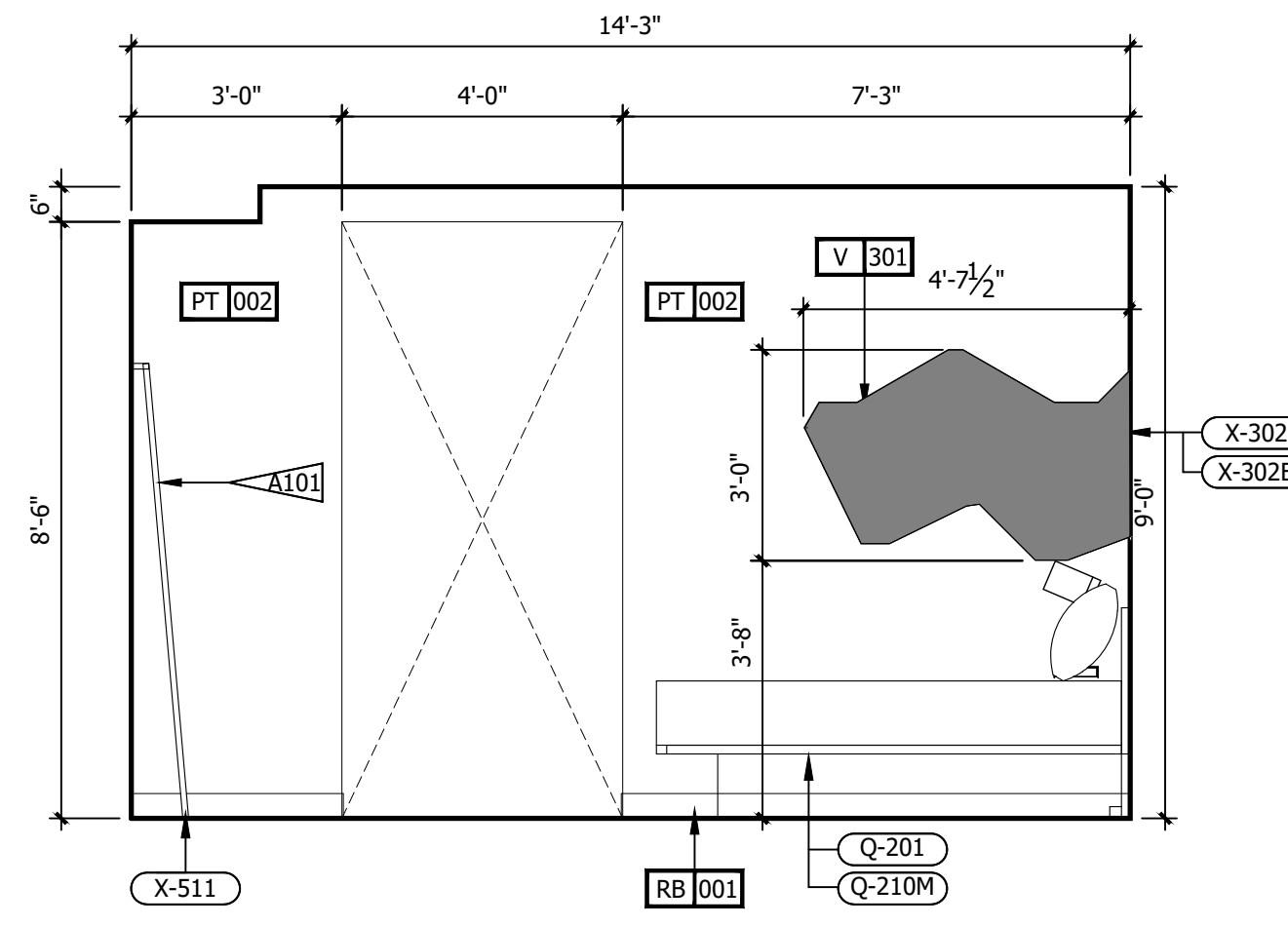
G ROOM ELEVATION
3/8" = 1'-0"



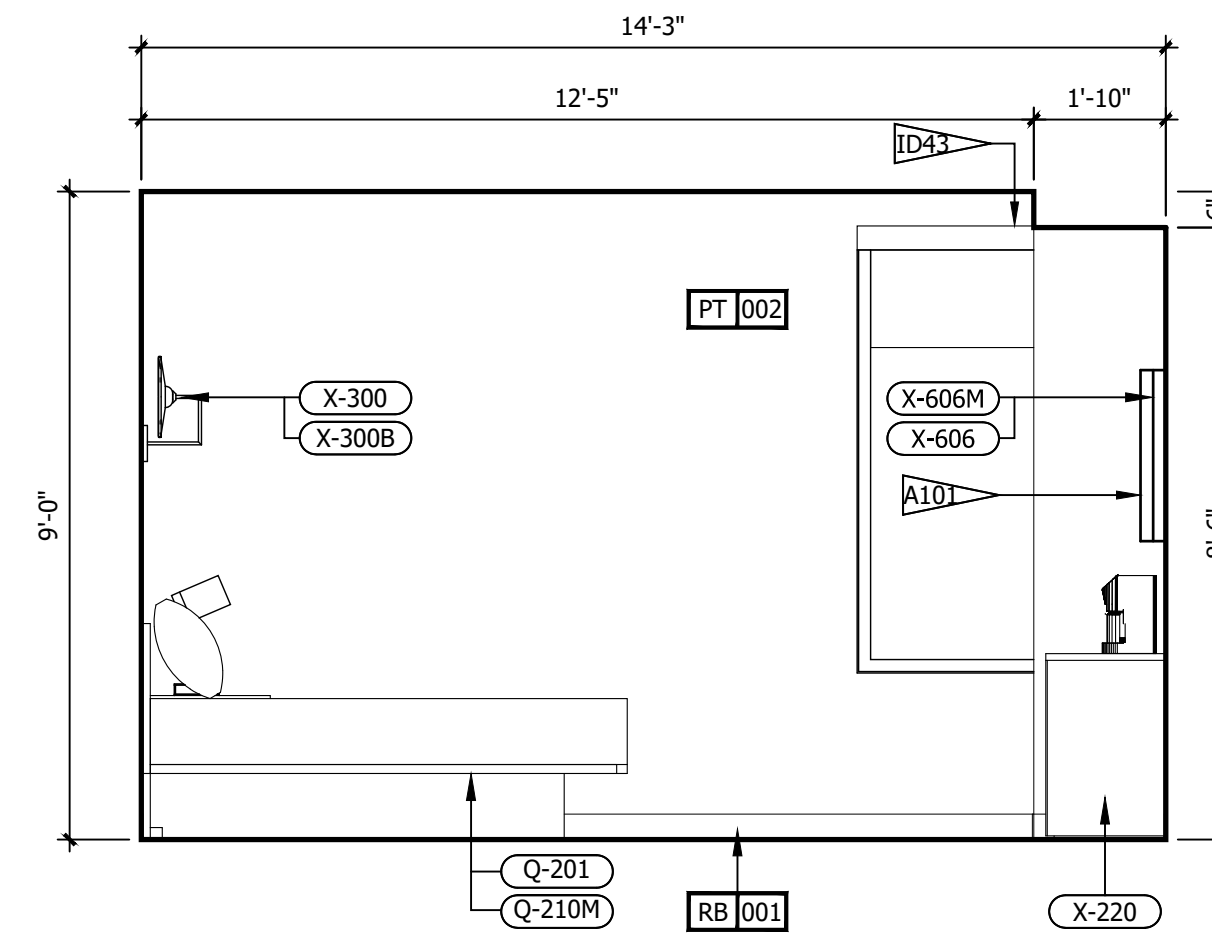
F ROOM ELEVATION
3/8" = 1'-0"



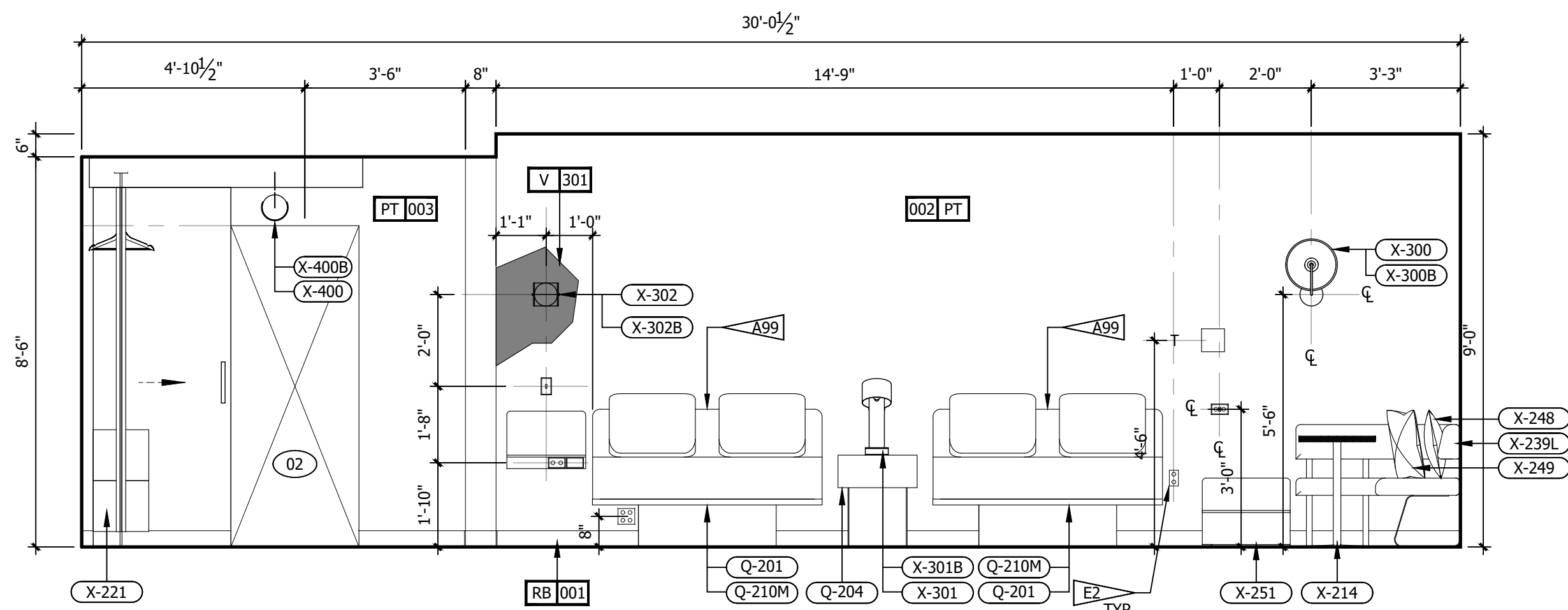
E ROOM ELEVATION
3/8" = 1'-0"



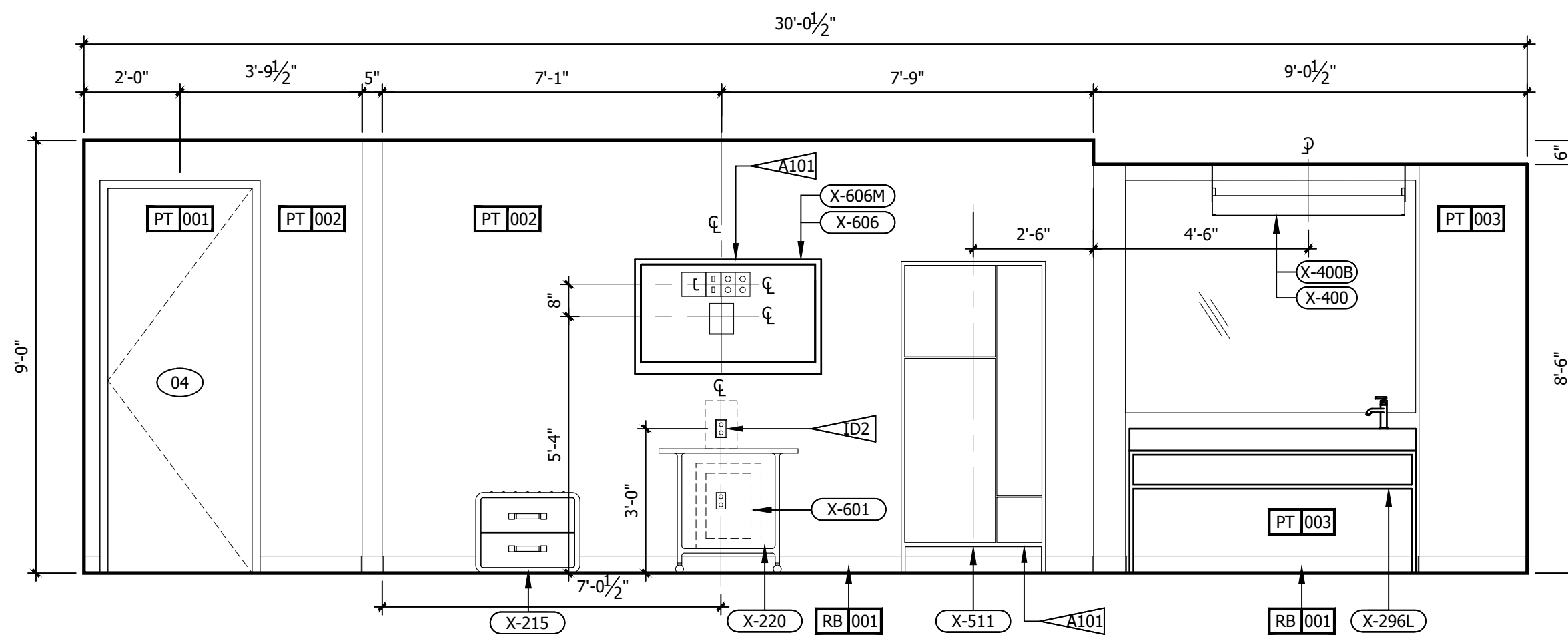
D ROOM ELEVATION
3/8" = 1'-0"



C ROOM ELEVATION
3/8" = 1'-0"



B ROOM ELEVATION
3/8" = 1'-0"



A ROOM ELEVATION
3/8" = 1'-0"

REFERENCE NOTES	
A.	REFER TO DESIGN STANDARDS, "GUESTROOMS" CHAPTER FOR MAIN REQUIREMENTS RELATED TO THIS ARCHITECT IS RESPONSIBLE FOR DESIGNING PROJECT IN ACCORDANCE WITH THE ENTIRE DESIGN STANDARDS.
B.	REFER TO ELECTRICAL SECTION OF BPM FOR SWITCHTYPE AND COVER.

GENERAL NOTES	
1.	DIMENSIONS ARE TO FACE OF PARTITION UNLESS NOTED OTHERWISE. HOLD MINIMUM CLEAR DIMENSIONS.
2.	ELECTRICAL OUTLETS SHOWN ON ELEC/ PLUMBING/MECH PLAN AND ON ELEVATIONS ARE FOR DEVICES AND FIXTURES SPECIFIED. ADDITIONAL OUTLETS MAY BE REQUIRED BY LOCAL BUILDING CODES.
3.	ALL DUPLEX RECEPTACLES TO BE INSTALLED @ 18" AFF UNO TYP.
4.	ALL ELECTRICAL DIMENSIONS ARE TO THE CENTERLINE UNLESS NOTED OTHERWISE.
5.	G.C. TO PROVIDE BLOCKING AND / OR STRAPPING FOR ALL ITEMS ATTACHED TO WALLS OR MOUNTED TO CEILING ARCHITECT OF RECORD TO REVIEW.

CRITERIA NOTES	
CRITERIA NOTES ARE CATEGORIZED BY DISCIPLINE AND COULD BE INTERPRETED TO APPLY TO MORE THAN ONE DISCIPLINE. FOR EFFICIENCY, NOTES ARE ONLY SHOWN UNDER ONE PREDOMINANT DISCIPLINE. CONSULTANTS SHOULD FAMILIARIZE THEMSELVES WITH ALL CRITERIA NOTES.	

ARCHITECTURAL	
A99	PROVIDE BLOCKING TO SECURE UPHOLSTERED PANEL.
A100	FFE SCREEN TO BE SECURED TO FLOOR AND STRUCTURE ABOVE
A101	PROVIDE BLOCKING IN WALL

INTERIOR DESIGN	
ID2	OWNER FURNISHED COFFEE MAKER
ID8	SPECIFIED LVT/CARPET TILE INSET SYSTEM DOES NOT REQUIRE A TRANSITION STRIP BETWEEN LVT AND LVT FLOORING UNDERLAYMENT WILL BE INSTALLED UNDER LVT AND CARPET TILE FLOORING.
ID22	OWNER FURNISHED SAFE
ID35	PROVIDE MOTORIZED DRAPERY IN ACCESSIBLE ROOMS.
ID39	PROVIDE BLACK RECEPTACLE AND SWITCH PLATES WHEN ON ACCENT WALL
ID40	COORDINATE OUTLET PLACEMENT WITH BED LOCATION.
ID43	REFER TO THE ALOFT WINDOW TREATMENT PACKAGE FOR ROLLER SHADE SPECIFICATIONS.
ID46	REFER TO INTERIOR DESIGN SPECIFICATIONS MANUAL FOR MOUNTING HEIGHT AND FOR INSTALLATION DIAGRAMS. CONTACT MANUFACTURER FOR ADDITIONAL INFORMATION.

ENGINEERING	
E1	GANG OUTLETS AND SWITCHES AT THIS LOCATION @ HEIGHT SHOWN.
E2	WALL OUTLETS SHALL NOT OCCUR IN SAME WALL CAVITY OF ADJACENT GUESTROOMS, TYPICAL.
E3	EXHAUST FAN/LIGHT LOCATION. WHEN CONTINUOUS VENTING IS USED, INSTALL LIGHT ONLY, R77.
E5	PROVIDE JUNCTION BOX FOR MOTORIZED DRAPERY IN ACCESSIBLE ROOMS.
E6	MASTER LIGHT SWITCH WITH SIGNAGE TO CONTROL ALL HARDWIRED LIGHTS IN GUESTROOM, WITH EXCEPTION OF TOILET ROOM AND SHOWER.
E7	VERIFY THAT SLEEVE EXTENDS 8" TO 14" INTO ROOM FROM INSIDE FACE OF EXTERIOR WALL, AND THAT OUTLET FOR PTAC IS BELOW PTAC.
E8	PROVIDE DATA, TV CABLE, & DUPLEX OUTLET DEDICATED TO TV. MOUNT AT HEIGHT SHOWN ON DRAWING
E43	PROVIDE CONTINUOUS VENTILATION SYSTEM IN BATHROOM
E110	SWITCH TO CONTROL "GLOBE" SCENCE AT BEDSIDE
E116	ELECTRICAL SHOWN MOUNTED ON WALL SURFACE BEHIND FURNITURE PIECE.

ELECTRICAL LEGEND	
	CEILING MTD LT FIXTURE
	CEILING LT FIXTURE
	LIGHT SWITCH
	DUPLEX RECEPTACLE
	GROUND FAULT INTERRUPTER, DUPLEX RECEPTACLE
	THERMOSTAT
	TELEPHONE OUTLET
	TV OUTLET
	JUNCTION BOX
	RACEWAY & WIRING

IMPORTANT NOTICE TO ALL CONTRACTORS AND OR SUBCONTRACTORS: (COMPLETE BUILDING SYSTEMS AND OR INSTALLATIONS)

IF AWARDED A CONTRACT FOR ANY PORTION OF WORK NEEDED TO COMPLETE THIS PROJECT YOU ARE AGREEING TO THE FOLLOWING TERMS:

- YOU ARE A QUALIFIED CONTRACTOR AND OR SUBCONTRACTOR SPECIFICALLY IN PROVIDING A COMPLETE TURNKEY SERVICE IN YOUR TRADE OR PROFESSION FOR THE TYPE OF WORK AND SCOPE FOR THIS PROJECT.
- YOU AGREE TO PROVIDE A COMPLETE DESIGN BUILD SOLUTION BASED ON THE ARCHITECT'S INTENDED DESIGN FOR THIS PROJECT.
- YOUR BID INCLUDED ALL THE STEPS, PROCESSES, MATERIALS, PRODUCTS, GOVERNING PERMITS AND APPROVALS NECESSARY TO PROVIDE A COMPLETED AND WARRANTED SYSTEM OR INSTALLATION THAT DOES NOT REQUIRE ANOTHER CONTRACTOR OR PRODUCT TO COMPLETE YOUR SCOPE OF WORK.
- YOUR BID MUST HAVE INCLUDED ANY DESIGN INFORMATION REFERENCED WITHIN ANY CIVIL, ARCHITECTURAL, STRUCTURAL, MECHANICAL, ELECTRICAL AND OR PLUMBING DRAWINGS. ALSO NOTE THESE DRAWINGS ARE SCHEMATIC AND ARE INTENDED TO SHOW ONLY BASIC CONCEPTS AND GENERAL INFORMATION THE COMPLETION OF YOUR WORK MAY INCLUDE OTHER STEPS, PROCESSES, MATERIALS, PRODUCTS, LABOR, GOVERNING PERMITS AND OR APPROVALS NECESSARY TO PROVIDE A COMPLETE SYSTEM INSTALLATION WHETHER SUGGESTED ON THE DRAWINGS OR NOT.
- AS AN EXAMPLE: ITEMS AND OR TASKS LIKE: FIRE CALLER, DRAFT STOPS, FASTENERS, ANCHORS, EMBEDMENTS, DUMPSTERS, DEBRIS CLEAN UP, ETC. ARE YOUR RESPONSIBILITY. ANY WORK NOT COMPLETED IN A TIMELY MANNER, OR INCOMPLETE WORK WILL BE BILLED BACK TO THE CONTRACTOR AND OR SUBCONTRACTOR, AT THE OWNERS' DISCRETION.

NO.	DESCRIPTION	DATE	BY
-	ISSUED FOR DEMOLITION	06/09/17	MV
-	ISSUED TO FRANCHISE	06/09/17	MV
-	ISSUED FOR BID (ID ONLY)	07/21/17	MV
-	ISSUED TO FRANCHISE	08/17/17	MV
-	ISSUED FOR PERMIT	08/04/17	MV
-	FOR FINAL APPROVAL	10/02/17	MV
-	ISSUED FOR PERMIT	11/28/17	MV
-	RE-ISSUED FOR PERMIT	03/07/18	AN
-	REV. DETAILS ON A700.2	06/04/18	AVK
-	RE-90% FRANCHISE COMMENTS	06/04/18	AVK



ARCHITECTURE
URBAN PLANNING
INTERIORS
HOTELS/ HOUSING/ MIXED USE
1800.630.3750
CA-SERVICES
ca@mwtusa.com / 1800.717.5816



WARNING
IT IS A VIOLATION OF THE LAW FOR ANY PERSON, UNLESS ACTING UNDER THE DIRECTION OF THE ARCHITECT TO ALTER OR REPRODUCE THESE DRAWINGS IN ANY WAY.

ALOFT
MEMPHIS
DOWNTOWN
63 NORTH B.B. KING BLVD.
MEMPHIS, TENNESSEE 38103

PROJECT NO.: 16 006
DATE: 04-12-2019
DRAWN BY: EF/RW
CHKD. BY: MWT

INTERIOR
ELEVATIONS -
SUITE RM#2
SHEET ID470.5

NO.	DESCRIPTION	DATE	BY
-	ISSUED FOR DEMOLITION	06/09/17	MV
-	ISSUED TO FRANCHISE	06/09/17	MV
-	ISSUED FOR BID (ID ONLY)	07/21/17	MV
-	ISSUED TO FRANCHISE	08/17/17	MV
-	ISSUED FOR PERMIT	08/04/17	MV
-	FOR FINAL APPROVAL	10/02/17	MV
-	ISSUED FOR PERMIT	11/28/17	MV
-	RE-ISSUED FOR PERMIT	03/07/18	AN
-	REV. DETAILS ON A700.2	06/04/18	AVK
-	RE-90% FRANCHISE COMMENTS	06/04/18	AVK

REFERENCE NOTES

A. REFER TO DESIGN STANDARDS, "GUESTROOMS" CHAPTER FOR MAIN REQUIREMENTS RELATED TO THIS ARCHITECT IS RESPONSIBLE FOR DESIGNING PROJECT IN ACCORDANCE WITH THE ENTIRE DESIGN STANDARDS.

B. REFER TO ELECTRICAL SECTION OF BPM FOR SWITCHTYPE AND COVER.

GENERAL NOTES

- DIMENSIONS ARE TO FACE OF PARTITION UNLESS NOTED OTHERWISE. HOLD MINIMUM CLEAR DIMENSIONS.
- ELECTRICAL OUTLETS SHOWN ON ELEC/PLUMBING/MECH PLAN AND ON ELEVATIONS ARE FOR DEVICES AND FIXTURES SPECIFIED. ADDITIONAL OUTLETS MAY BE REQUIRED BY LOCAL BUILDING CODES.
- ALL DUPLEX RECEPTACLES TO BE INSTALLED @ 18" AFF UNO TYP.
- ALL ELECTRICAL DIMENSIONS ARE TO THE CENTERLINE UNLESS NOTED OTHERWISE.
- G.C. TO PROVIDE BLOCKING AND / OR STRAPPING FOR ALL ITEMS ATTACHED TO WALLS OR MOUNTED TO CEILING ARCHITECT OF RECORD TO REVIEW.

CRITERIA NOTES

CRITERIA NOTES ARE SHOWN CATEGORIZED BY DISCIPLINE AND COULD BE INTERPRETED TO APPLY TO MORE THAN ONE DISCIPLINE. FOR EFFICIENCY, NOTES ARE ONLY SHOWN UNDER ONE PREDOMINANT DISCIPLINE. CONSULTANTS SHOULD FAMILIARIZE THEMSELVES WITH ALL CRITERIA NOTES.

AD > ARCHITECTURAL

A99 PROVIDE BLOCKING TO SECURE UPHOLSTERED PANEL.
A100 FFE SCREEN TO BE SECURED TO FLOOR AND STRUCTURE ABOVE
A101 PROVIDE BLOCKING IN WALL

IDD > INTERIOR DESIGN


ID2 OWNER FURNISHED COFFEE MAKER
ID8 SPECIFIED LVT/CARPET TILE INSET SYSTEM DOES NOT REQUIRE A TRANSITION STRIP BETWEEN LVT AND LVT FLOORING UNDERLAYMENT WILL BE INSTALLED UNDER LVT AND CARPET TILE FLOORING.
ID22 OWNER FURNISHED SAFE
ID35 PROVIDE MOTORIZED DRAPERY IN ACCESSIBLE ROOMS.
ID39 PROVIDE BLACK RECEPTACLE AND SWITCH PLATES WHEN ON ACCENT WALL
ID40 COORDINATE OUTLET PLACEMENT WITH BED LOCATION.
ID43 REFER TO THE ALOFT WINDOW TREATMENT PACKAGE FOR ROLLER SHADE SPECIFICATIONS.
ID46 REFER TO INTERIOR DESIGN SPECIFICATIONS MANUAL FOR MOUNTING HEIGHT AND FOR INSTALLATION DIAGRAMS. CONTACT MANUFACTURER FOR ADDITIONAL INFORMATION.

EO > ENGINEERING

E1 GANG OUTLETS AND SWITCHES AT THIS LOCATION @ HEIGHT SHOWN.
E2 WALL OUTLETS SHALL NOT OCCUR IN SAME WALL CAVITY OF ADJACENT GUESTROOMS, TYPICAL.
E3 EXHAUST FAN/LIGHT LOCATION. WHEN CONTINUOUS VENTING IS USED, INSTALL LIGHT ONLY, R77.
E5 PROVIDE JUNCTION BOX FOR MOTORIZED DRAPERY IN ACCESSIBLE ROOMS.
E6 MASTER LIGHT SWITCH WITH SIGNAGE TO CONTROL ALL HARDWIRED LIGHTS IN GUESTROOM, WITH EXCEPTION OF TOILET ROOM AND SHOWER.
E7 VERIFY THAT SLEEVE EXTENDS 8" TO 14" INTO ROOM FROM INSIDE FACE OF EXTERIOR WALL, AND THAT OUTLET FOR PTAC IS BELOW PTAC.
E8 PROVIDE DATA, TV CABLE, & DUPLEX OUTLET DEDICATED TO TV. MOUNT AT HEIGHT SHOWN ON DRAWING
E43 PROVIDE CONTINUOUS VENTILATION SYSTEM IN BATHROOM
E110 SWITCH TO CONTROL "GLOBE" SCIENCE AT BEDSIDE
E116 ELECTRICAL SHOWN MOUNTED ON WALL SURFACE BEHIND FURNITURE PIECE.

ELECTRICAL LEGEND

- CEILING MTD LT FIXTURE
- ⊙ CEILING LT FIXTURE
- ⊕ LIGHT SWITCH
- ⊕ DUPLEX RECEPTACLE
- GFI GROUND FAULT INTERRUPTER, DUPLEX RECEPTACLE
- ⊕ THERMOSTAT
- ▲ TELEPHONE OUTLET
- ⊕ TV OUTLET
- ⊕ JUNCTION BOX
- RACEWAY & WIRING



ARCHITECTURE
URBAN PLANNING
INTERIORS
HOTELS/ HOUSING/ MIXED USE
1800.630.3750
CA-SERVICES
ca@mwtusa.com / 1800.717.5816



WARNING
IT IS A VIOLATION OF THE LAW FOR ANY PERSON, UNLESS ACTING UNDER THE DIRECTION OF THE ARCHITECT TO ALTER OR REPRODUCE THESE DRAWINGS IN ANY WAY.

ALOFT
MEMPHIS
DOWNTOWN

63 NORTH B.B. KING BLVD.
MEMPHIS, TENNESSEE 38103

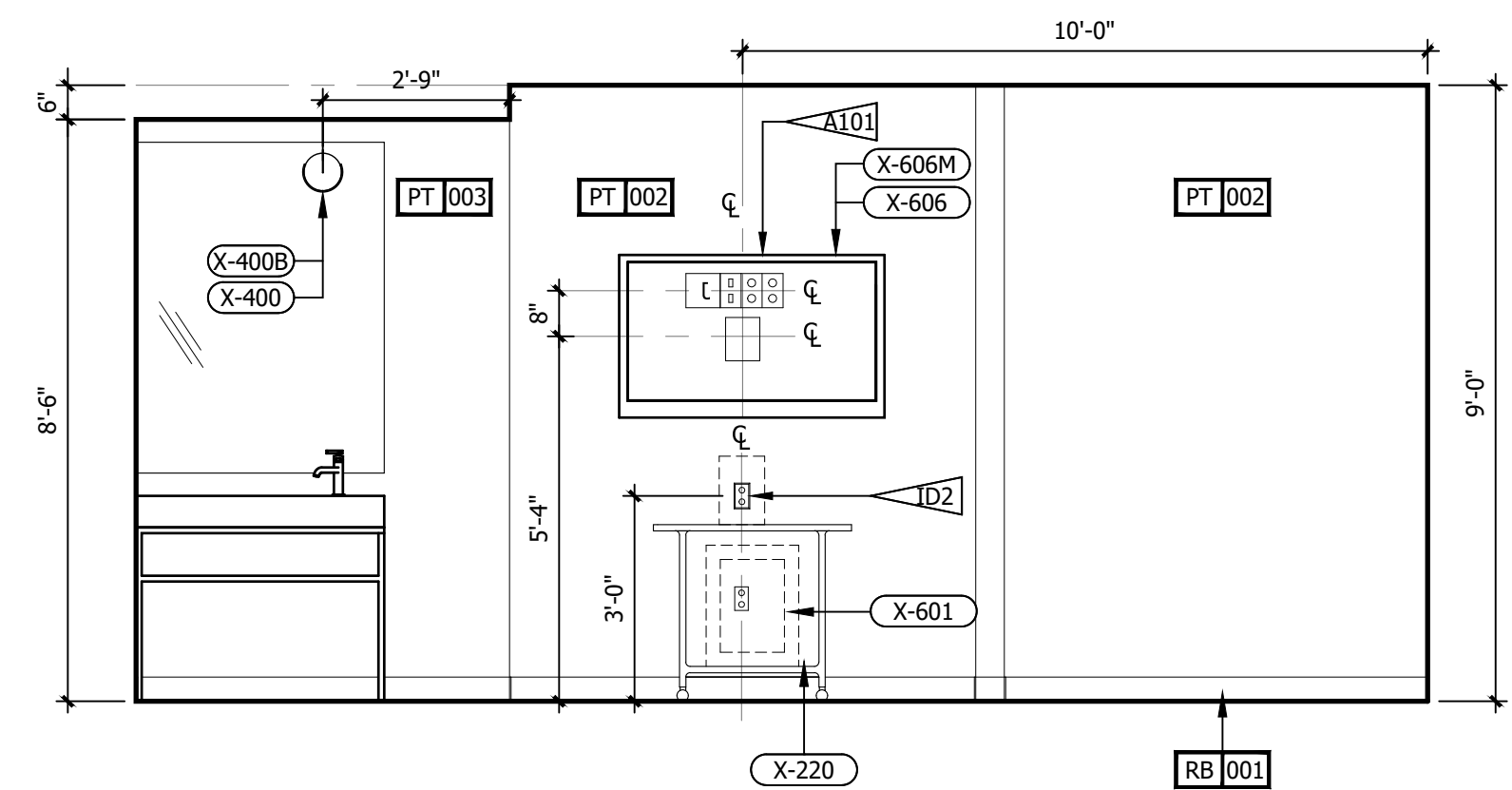
PROJECT NO.: 16 006
DATE: 04-12-2019
DRAWN BY: EF/RW
CHKD. BY: MWT

INTERIOR
ELEVATIONS -
SUITE RM#2
SHEET ID470.6

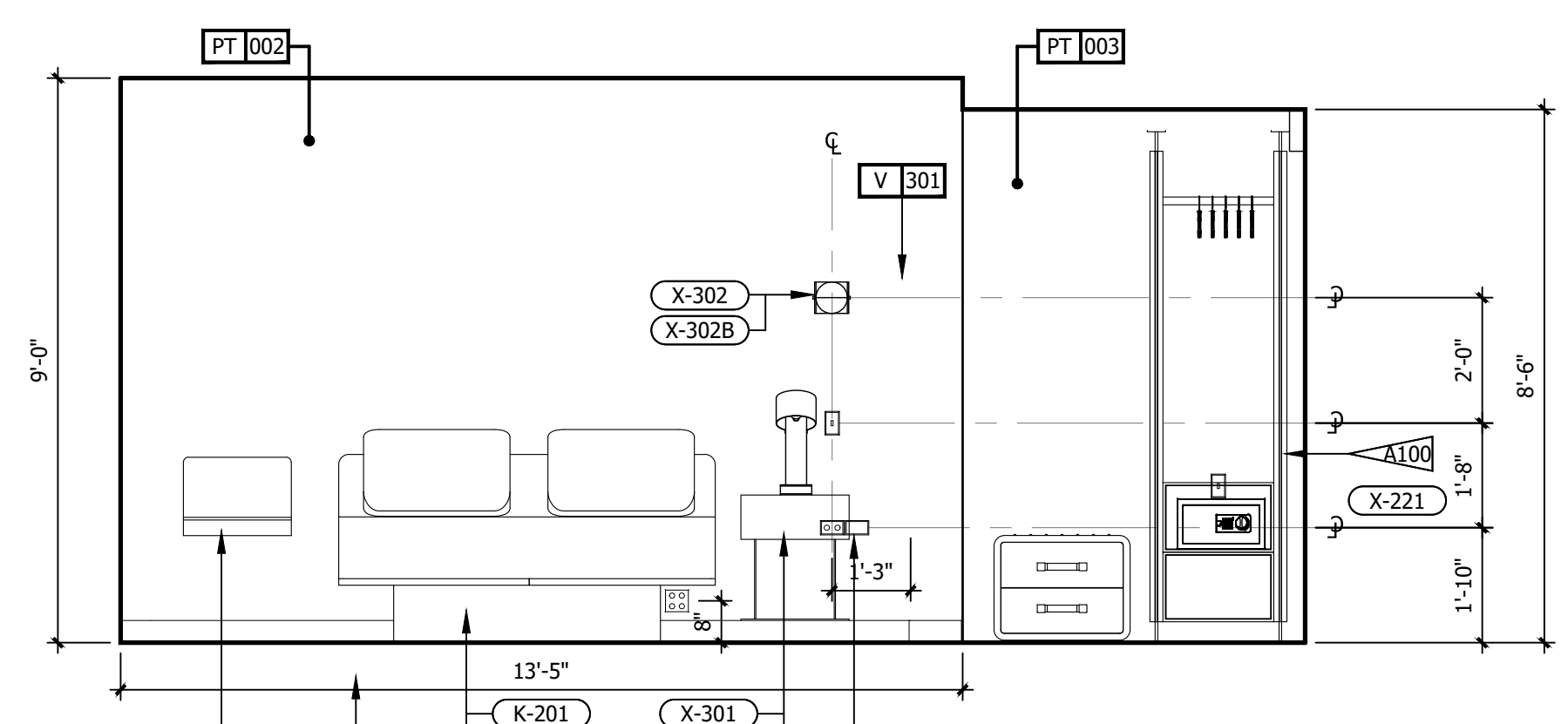
IMPORTANT NOTICE TO ALL CONTRACTORS AND OR SUBCONTRACTORS: (COMPLETE BUILDING SYSTEMS AND OR INSTALLATIONS)

IF AWARDED A CONTRACT FOR ANY PORTION OF WORK NEEDED TO COMPLETE THIS PROJECT YOU ARE AGREEING TO THE FOLLOWING TERMS:

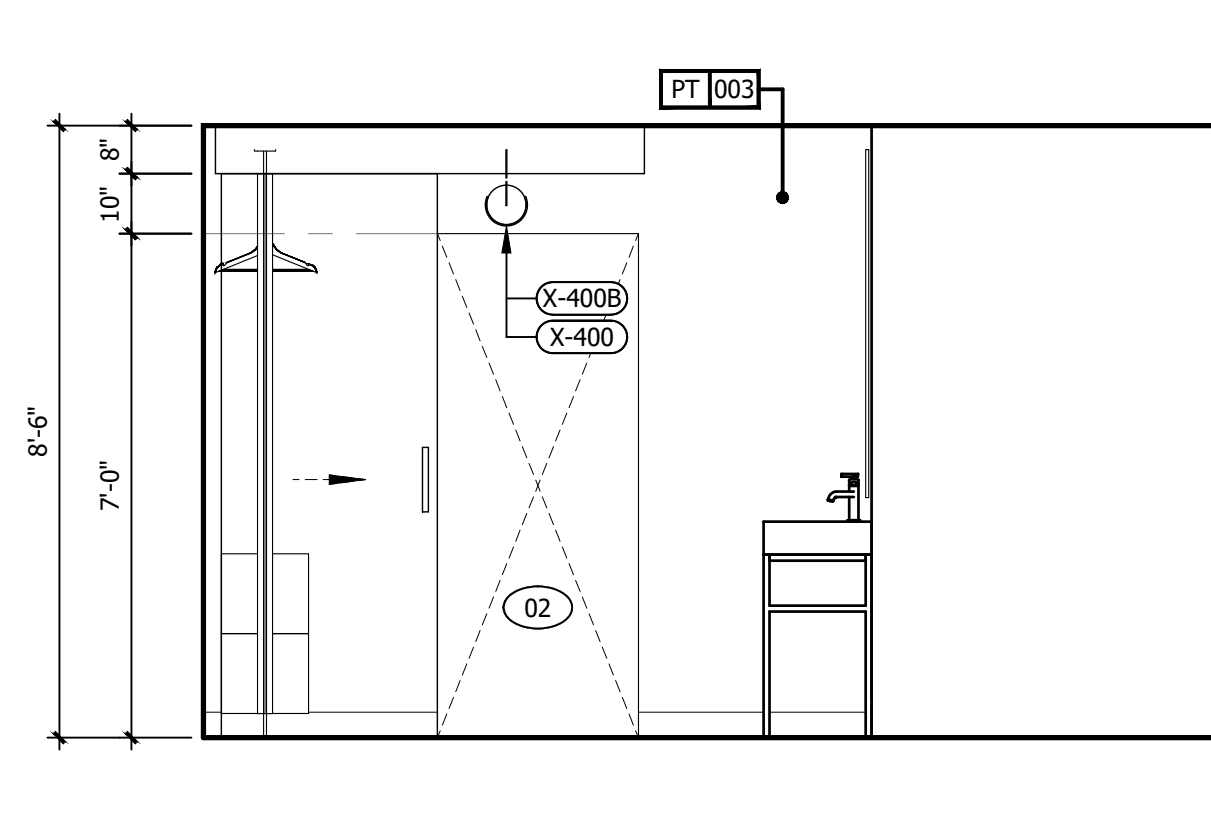
- YOU ARE A QUALIFIED CONTRACTOR AND OR SUBCONTRACTOR SPECIFICALLY IN PROVIDING A COMPLETE TURNKEY SERVICE IN YOUR TRADE OR PROFESSION FOR THE TYPE OF WORK AND SCOPE FOR THIS PROJECT.
- YOU AGREE TO PROVIDE A COMPLETE DESIGN-BUILD SOLUTION BASED ON THE ARCHITECT'S INTENDED DESIGN FOR THIS PROJECT.
- YOUR BID INCLUDED ALL THE STEPS, PROCESSES, MATERIALS, PRODUCTS, GOVERNING PERMITS AND APPROVALS NECESSARY TO PROVIDE A COMPLETED AND WARRANTED SYSTEM OR INSTALLATION THAT DOES NOT REQUIRE ANOTHER CONTRACTOR OR PRODUCT TO COMPLETE YOUR SCOPE OF WORK.
- YOUR BID MUST HAVE INCLUDED ANY DESIGN INFORMATION REFERENCED WITHIN ANY CIVIL, ARCHITECTURAL, STRUCTURAL, MECHANICAL, ELECTRICAL AND OR PLUMBING DRAWINGS. ALSO NOTE THESE DRAWINGS ARE SCHEMATIC AND ARE INTENDED TO SHOW ONLY BASIC CONCEPTS AND GENERAL INFORMATION. THE COMPLETION OF YOUR WORK MAY INCLUDE OTHER STEPS, PROCESSES, MATERIALS, PRODUCTS, LABOR, GOVERNING PERMITS AND OR APPROVALS NECESSARY TO PROVIDE A COMPLETE SYSTEM INSTALLATION WHETHER SUGGESTED ON THE DRAWINGS OR NOT.
- AS AN EXAMPLE: ITEMS AND OR TASKS LIKE: FIRE CALLS, DRAFT STOPS, FASTENERS, ANCHORS, EMBEDMENTS, DUMPSTERS, DEBRIS CLEAN UP, ETC. ARE YOUR RESPONSIBILITY. ANY WORK NOT COMPLETED IN A TIMELY MANNER, OR INCOMPLETE WORK WILL BE BILLED BACK TO THE CONTRACTOR AND OR SUBCONTRACTOR, AT THE OWNERS' DISCRETION.



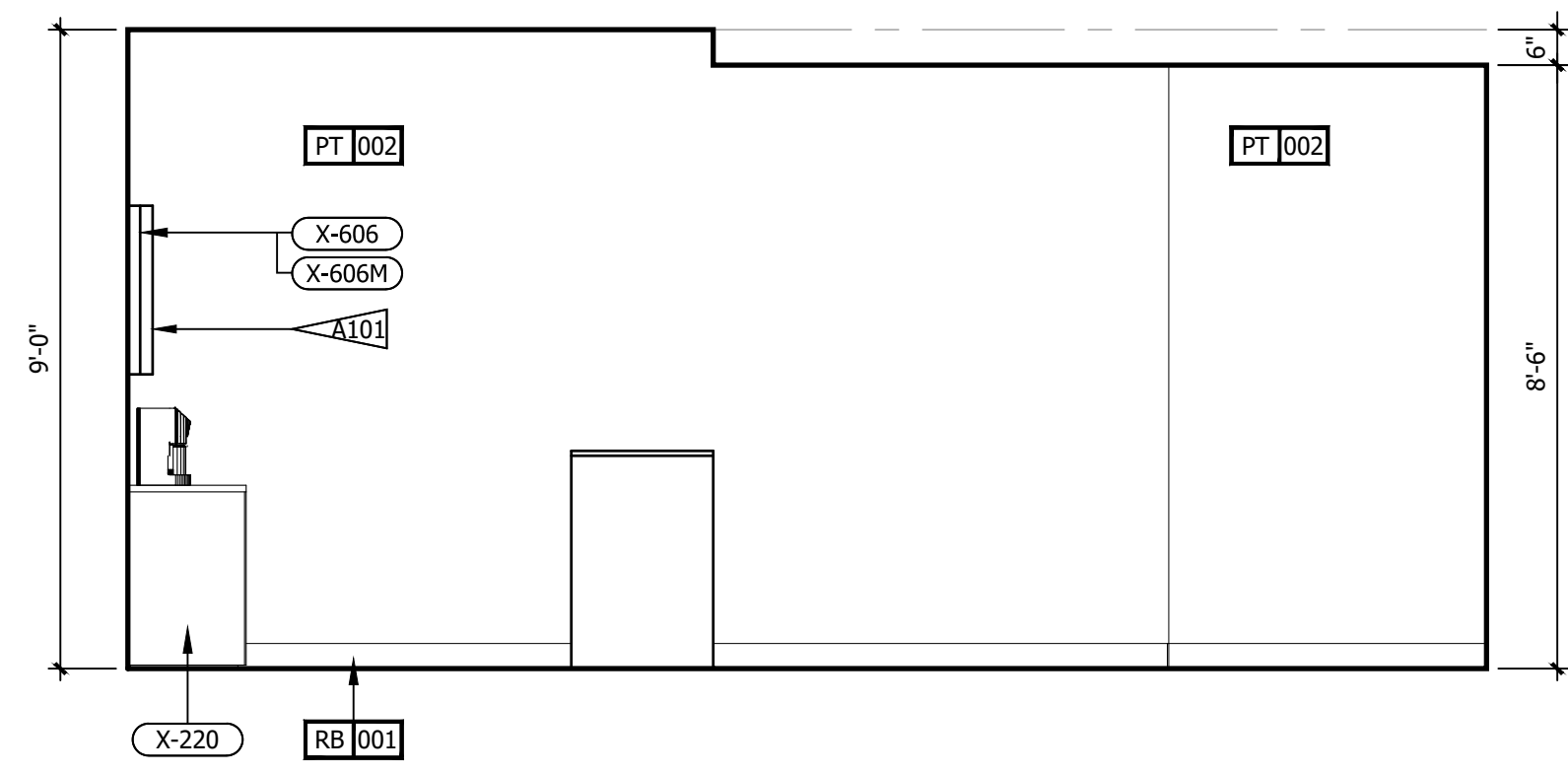
N ROOM ELEVATION
3/8" = 1'-0"



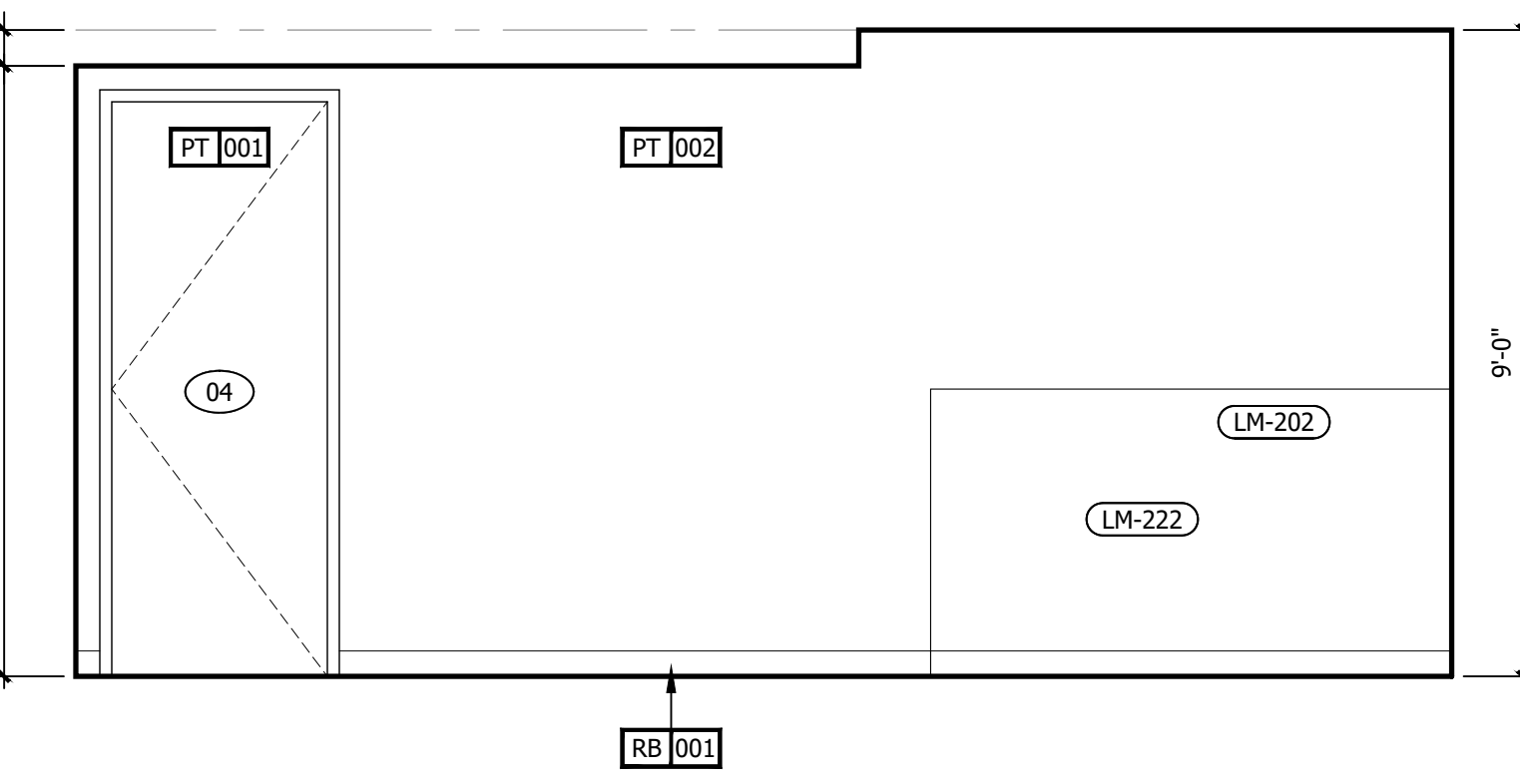
M ROOM ELEVATION
3/8" = 1'-0"



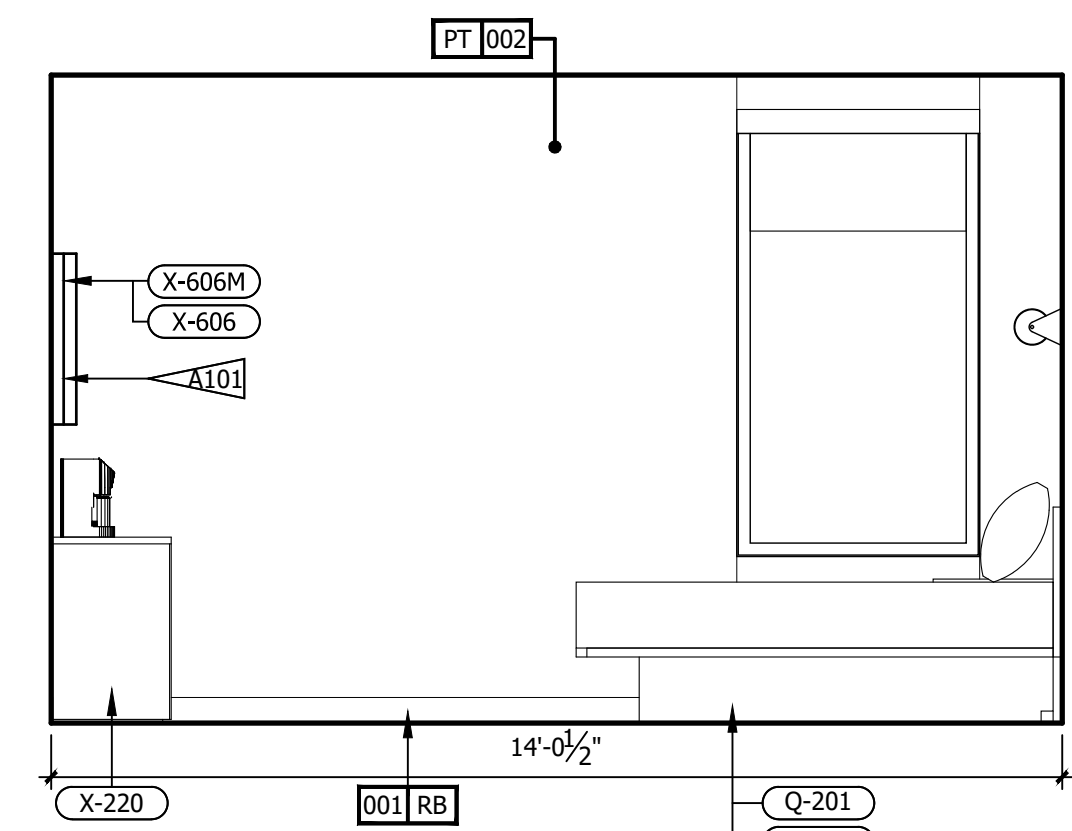
L ROOM ELEVATION
3/8" = 1'-0"



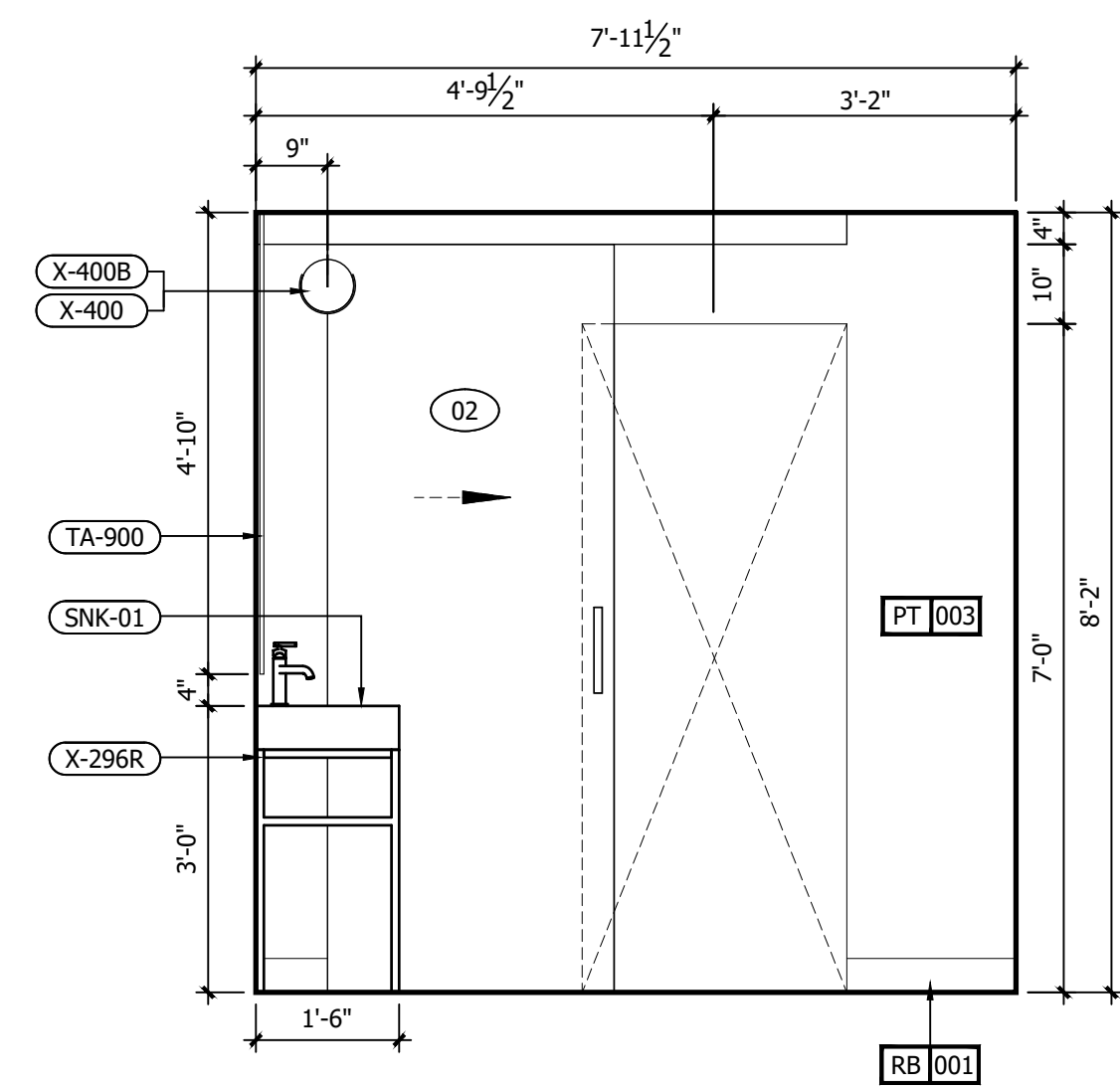
K ROOM ELEVATION
3/8" = 1'-0"



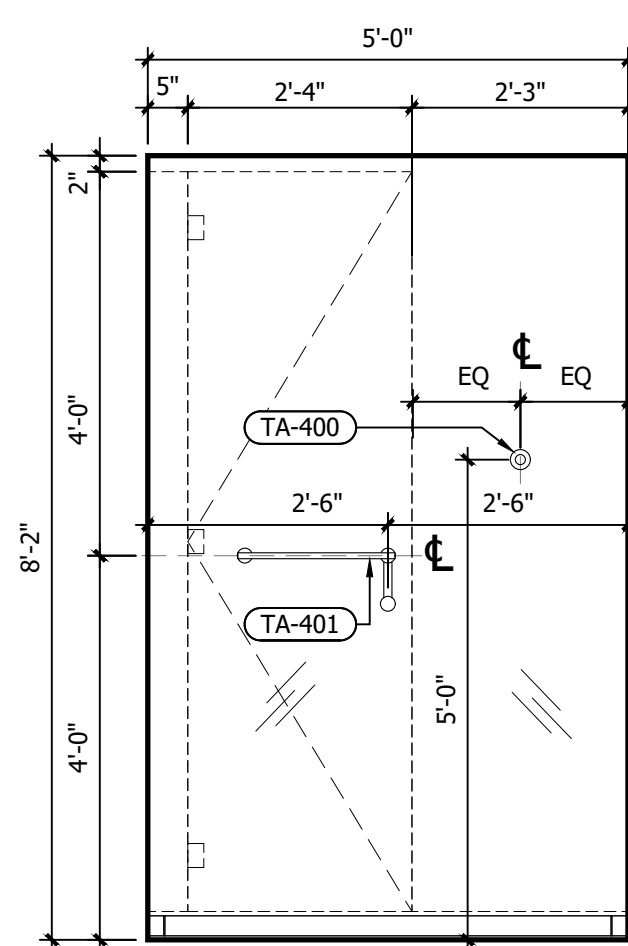
J ROOM ELEVATION
3/8" = 1'-0"



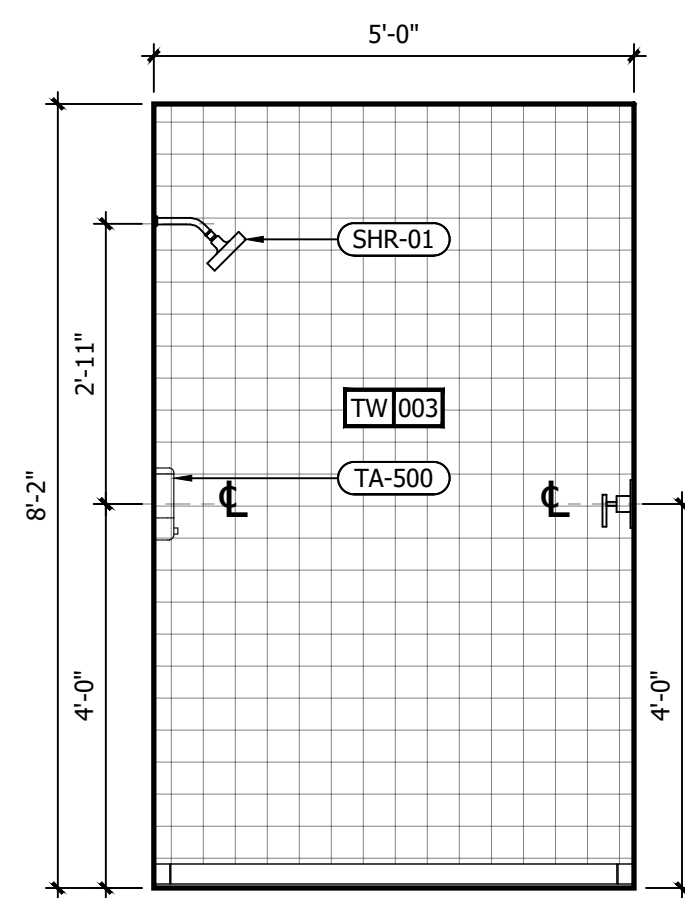
I ROOM ELEVATION
3/8" = 1'-0"



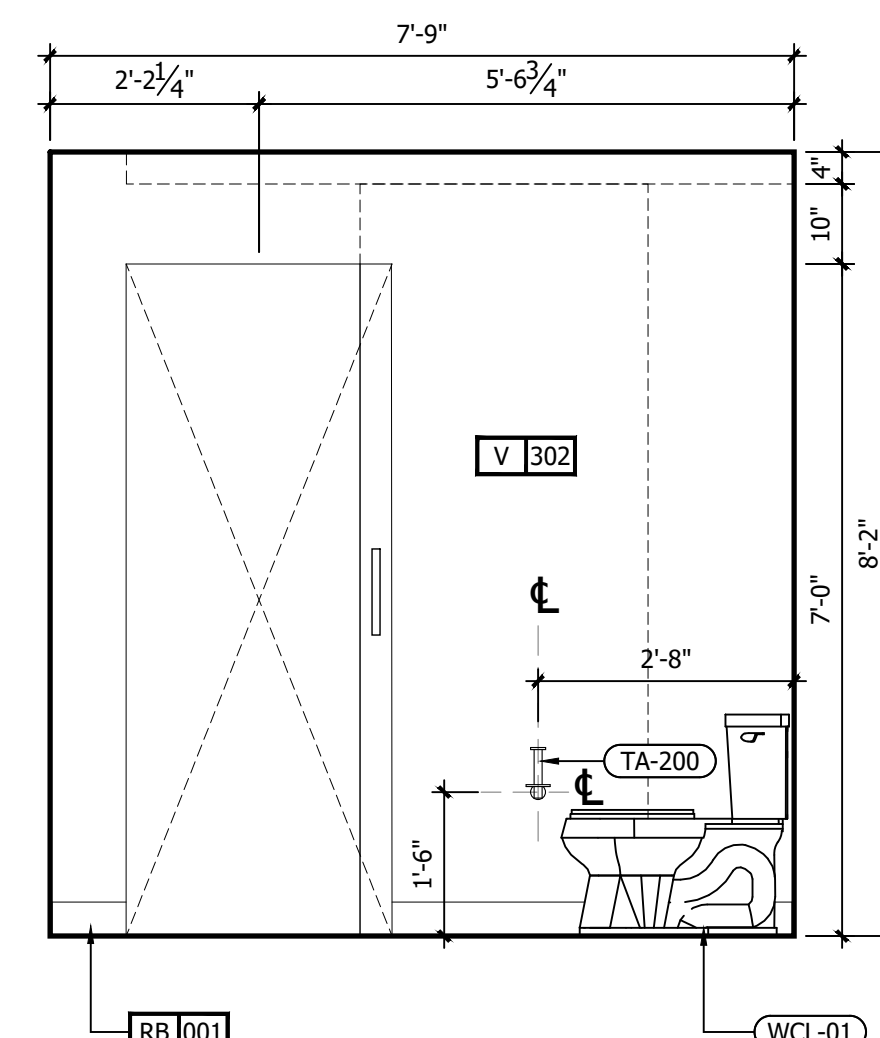
G INTERIOR ELEVATION
1/2" = 1'-0"



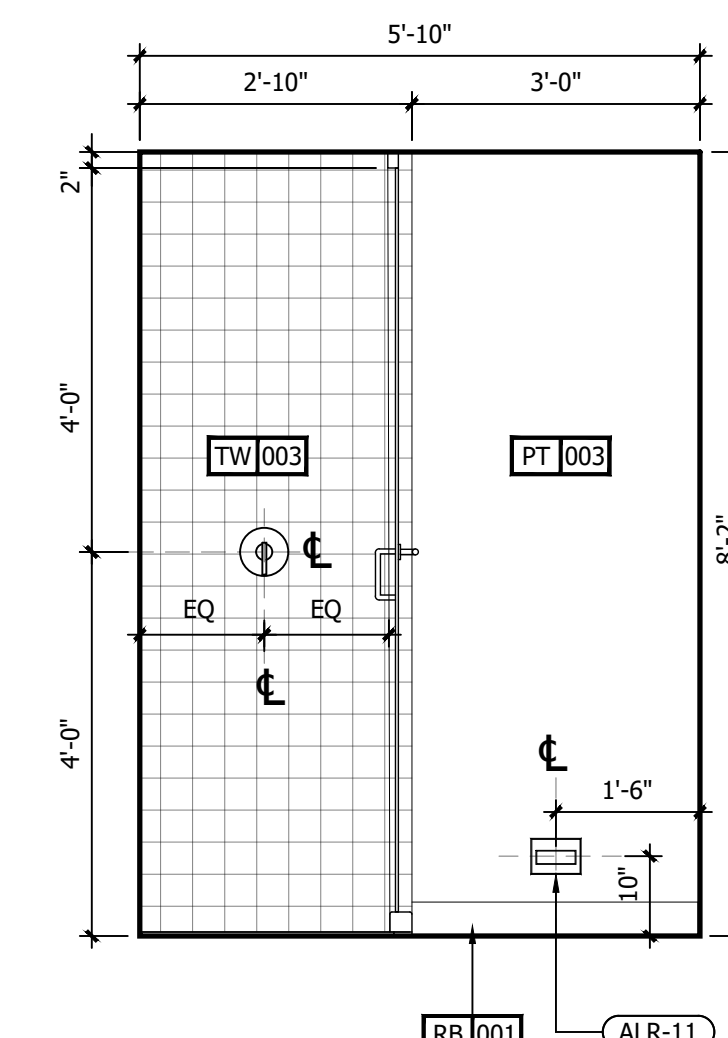
F INTERIOR ELEVATION
1/2" = 1'-0"



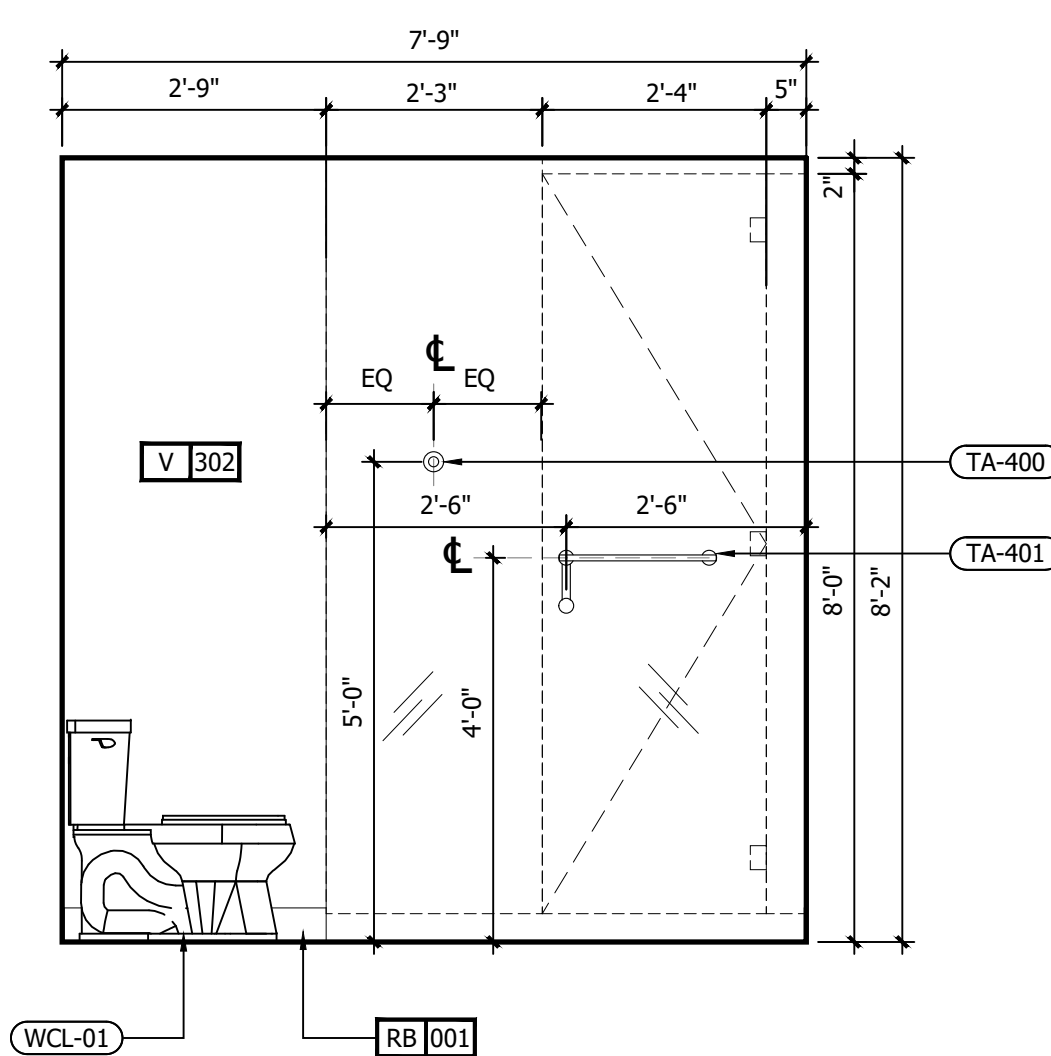
E INTERIOR ELEVATION
1/2" = 1'-0"



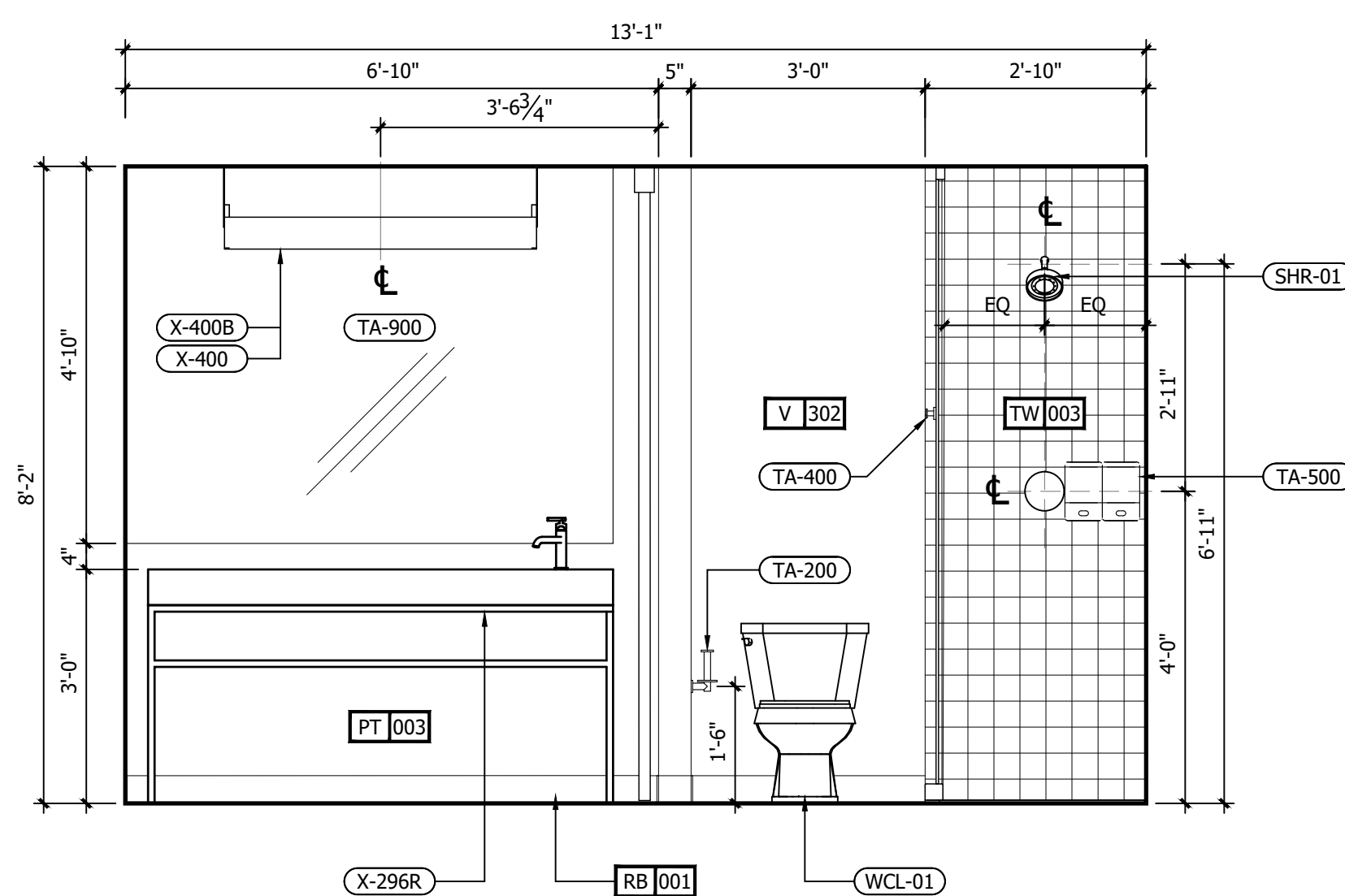
D INTERIOR ELEVATION
1/2" = 1'-0"



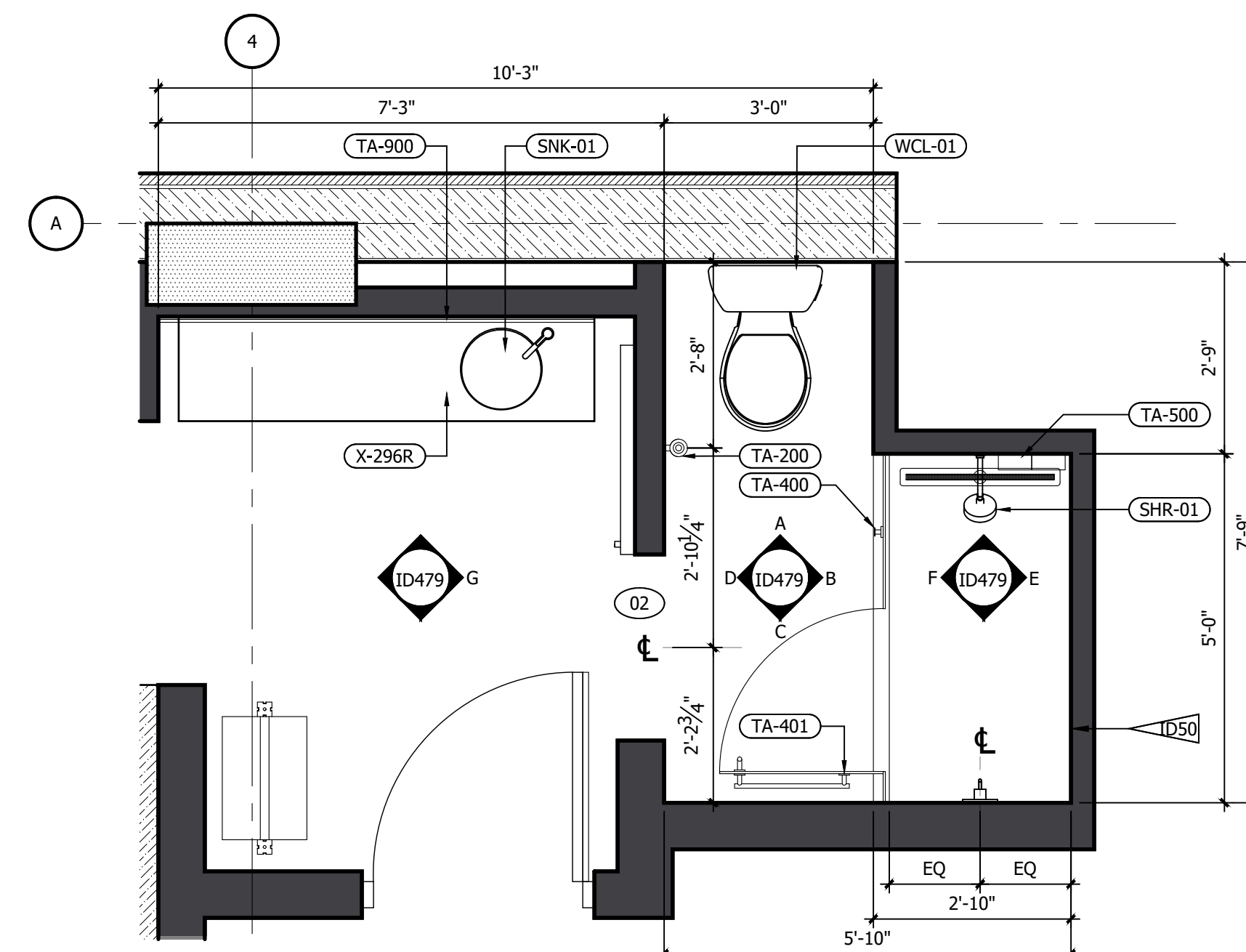
C INTERIOR ELEVATION
1/2" = 1'-0"



B INTERIOR ELEVATION
1/2" = 1'-0"




A INTERIOR ELEVATION
1/2" = 1'-0"




1 RM#5 DOUBLE QUEEN BATHROOM FFE PLAN
1/2" = 1'-0"

REFERENCE NOTES	
A. REFER TO DESIGN STANDARDS, "GUESTROOMS" CHAPTER, FOR MAIN REQUIREMENTS RELATED TO THIS ARCHITECT IS RESPONSIBLE FOR DESIGNING PROJECT IN ACCORDANCE WITH THE ENTIRE DESIGN STANDARDS.	
GENERAL NOTES	
1. WRAP DRAINAGE AND SUPPLY PIPES WITH INSULATING MATERIAL.	
2. G.C. TO PROVIDE BLOCKING AND / OR STRAPPING FOR ALL ITEMS ATTACHED TO WALLS OR MOUNTED TO CEILING ARCHITECT OF RECORD TO REVIEW.	
3. BARN DOOR SHALL BE FACTORY PAINTED.	
CRITERIA NOTES	
CRITERIA NOTES ARE SHOWN CATEGORIZED BY DISCIPLINE AND COULD BE INTERPRETED TO APPLY TO MORE THAN ONE DISCIPLINE. FOR EFFICIENCY, NOTES ARE ONLY SHOWN UNDER ONE PREDOMINANT DISCIPLINE. CONSULTANTS SHOULD FAMILIARIZE THEMSELVES WITH ALL CRITERIA NOTES.	
A0 ARCHITECTURAL	A92 PROVIDE BLOCKING FOR ACCESSORIES INCLUDING (BUT NOT LIMITED TO) GRAB BARS, SHELF AND FOOTREST, TOWEL RACKS, ETC.
ID0 INTERIOR DESIGN	ID50 REFER TO SHEET 571A AND 572A FOR ALTERNATE SHOWER FINISH MATERIALS.
E0 ENGINEERING	E1 GANG OUTLETS AND SWITCHES AT THIS LOCATION @ HEIGHT SHOWN.

NO.	DESCRIPTION	DATE	BY
-	ISSUED FOR DEMOLITION	06/09/17	MV
-	ISSUED TO FRANCHISE	06/09/17	MV
-	ISSUED FOR BID (ID ONLY)	07/21/17	MV
-	ISSUED TO FRANCHISE	08/17/17	MV
-	ISSUED FOR PERMIT	08/04/17	MV
-	FOR FINAL APPROVAL	10/02/17	MV
-	ISSUED FOR PERMIT	11/28/17	MV
-	RE-ISSUED FOR PERMIT	03/07/18	AN
-	REV. DETAILS ON A700.2	06/04/18	AVK
-	RE-90% FRANCHISE COMMENTS	06/04/18	AVK



ARCHITECTURE
URBAN PLANNING
INTERIORS
HOTELS/ HOUSING/ MIXED USE
1800.630.3750
CA-SERVICES
ca@mwtusa.com / 1800.717.5816



WARNING
IT IS A VIOLATION OF THE LAW FOR ANY PERSON, UNLESS ACTING UNDER THE DIRECTION OF THE ARCHITECT TO ALTER OR REPRODUCE THESE DRAWINGS IN ANY WAY.

ALOFT
MEMPHIS
DOWNTOWN

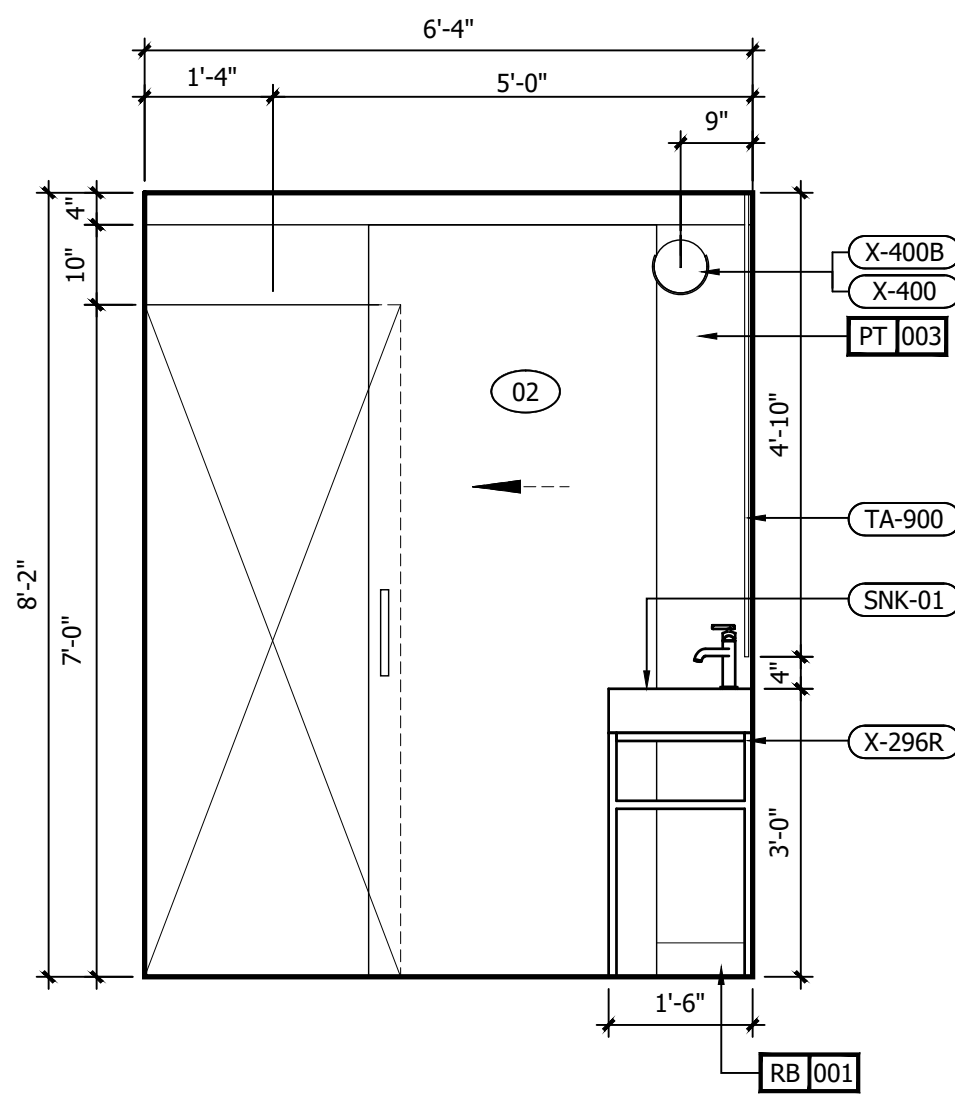
63 NORTH B.B. KING BLVD.
MEMPHIS, TENNESSEE 38103

PROJECT NO.: 16 006
DATE: 04-12-2019
DRAWN BY: EW/RW
CHKD. BY: MWT

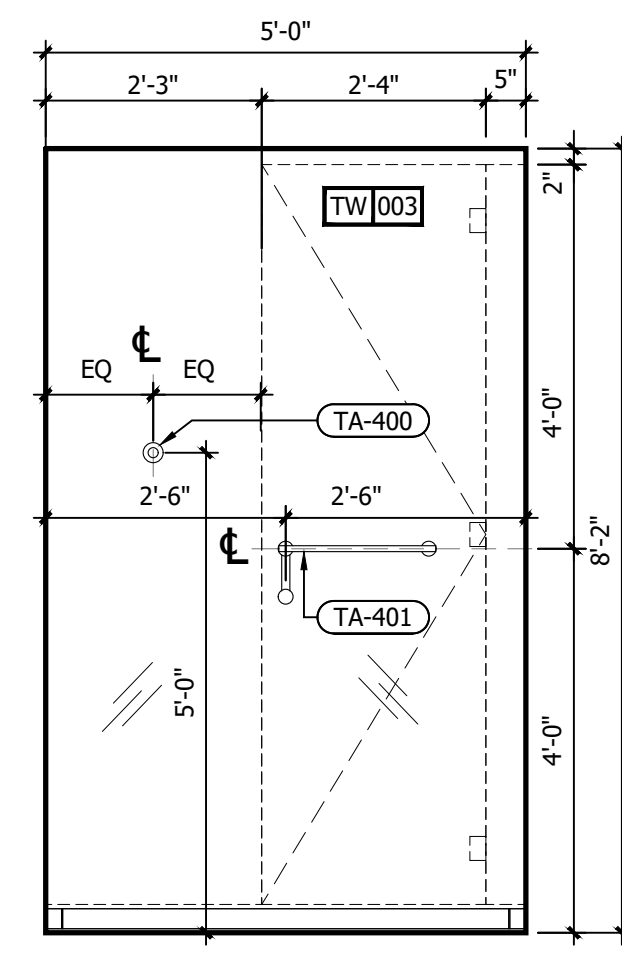
ENL. BATHROOM
RM#5 DBL QUEEN
PLANS & DETAILS

SHEET ID479

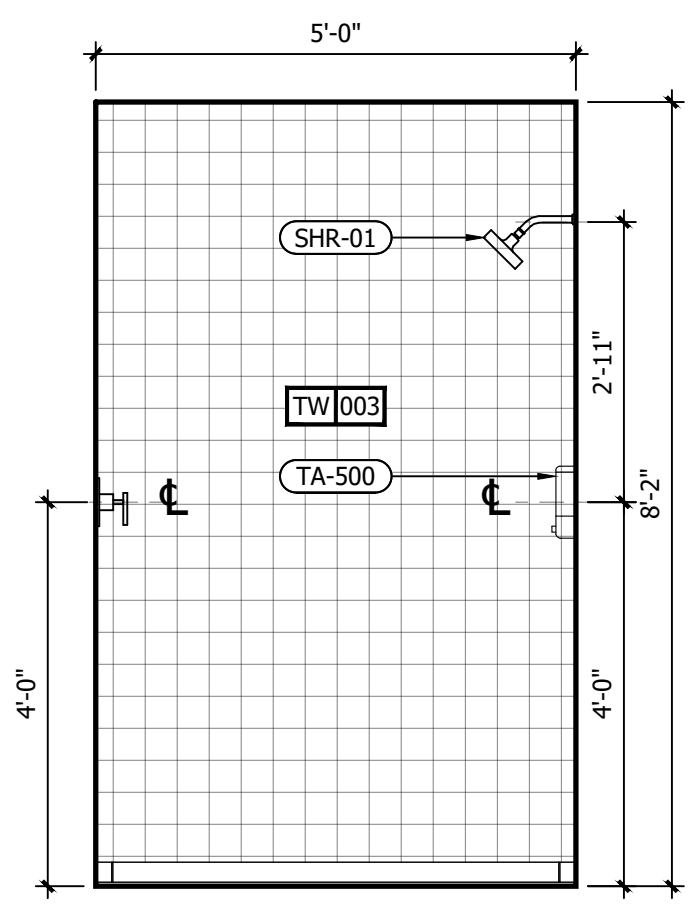
IMPORTANT NOTICE TO ALL CONTRACTORS AND OR SUBCONTRACTORS: (COMPLETE BUILDING SYSTEMS AND OR INSTALLATIONS)
IF AWARDED A CONTRACT FOR ANY PORTION OF WORK NEEDED TO COMPLETE THIS PROJECT YOU ARE AGREEING TO THE FOLLOWING TERMS:
1. YOU ARE A QUALIFIED CONTRACTOR AND OR SUBCONTRACTOR SPECIFICALLY IN PROVIDING A COMPLETE TURNKEY SERVICE IN YOUR TRADE OR PROFESSION FOR THE TYPE OF WORK AND SCOPE FOR THIS PROJECT.
2. YOU AGREE TO PROVIDE A COMPLETE DESIGN-BUILD SOLUTION BASED ON THE ARCHITECT'S INTENDED DESIGN FOR THIS PROJECT.
3. YOUR BID INCLUDES ALL THE STEPS, PROCESSES, MATERIALS, PRODUCTS, GOVERNING PERMITS AND APPROVALS NECESSARY TO PROVIDE A COMPLETED AND WARRANTED SYSTEM OR INSTALLATION THAT DOES NOT REQUIRE ANOTHER CONTRACTOR OR PRODUCT TO COMPLETE YOUR SCOPE OF WORK.
4. YOUR BID MUST HAVE INCLUDED ANY DESIGN INFORMATION REFERENCED WITHIN ANY CIVIL, ARCHITECTURAL, STRUCTURAL, MECHANICAL, ELECTRICAL AND OR PLUMBING DRAWINGS. ALSO NOTE THESE DRAWINGS ARE SCHEMATIC AND ARE INTENDED TO SHOW ONLY BASIC CONCEPTS AND GENERAL INFORMATION THE COMPLETION OF YOUR WORK MAY INCLUDE OTHER STEPS, PROCESSES, MATERIALS, PRODUCTS, LABOR, GOVERNING PERMITS AND OR APPROVALS NECESSARY TO PROVIDE A COMPLETE SYSTEM INSTALLATION WHETHER SUGGESTED ON THE DRAWINGS OR NOT.
5. AS AN EXAMPLE: ITEMS AND OR TASKS LIKE: FIRE CALLS, DRAFT STOPS, FASTENERS, ANCHORS, EMBEDMENTS, DUMPSTERS, DEBRIS CLEAN UP, ETC. ARE YOUR RESPONSIBILITY. ANY WORK NOT COMPLETED IN A TIMELY MANNER, OR INCOMPLETE WORK WILL BE BILLED BACK TO THE CONTRACTOR AND OR SUBCONTRACTOR, AT THE OWNERS' DISCRETION.



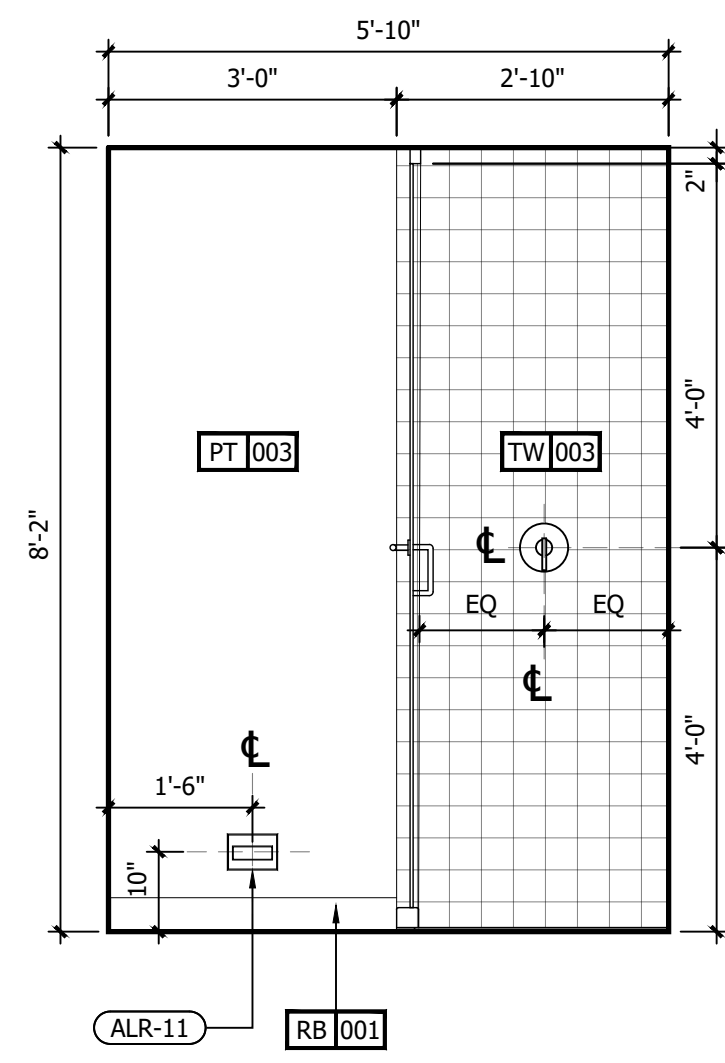
G INTERIOR ELEVATION
1/2" = 1'-0"



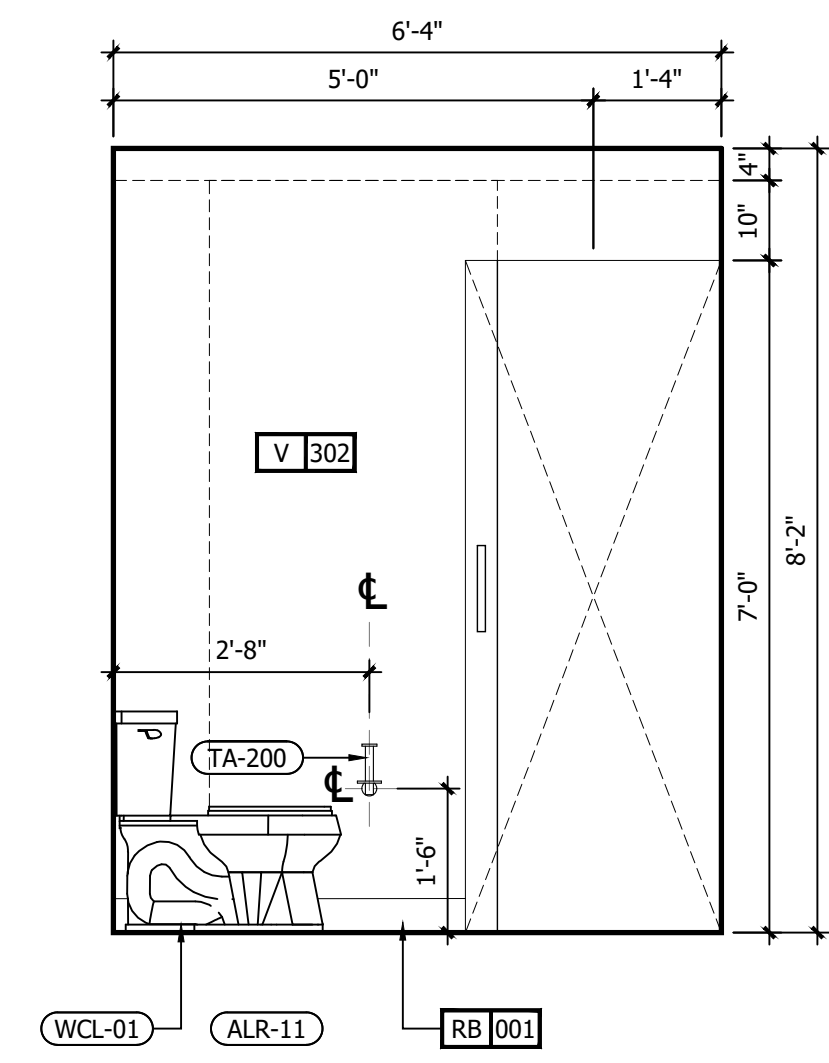
F INTERIOR ELEVATION
1/2" = 1'-0"



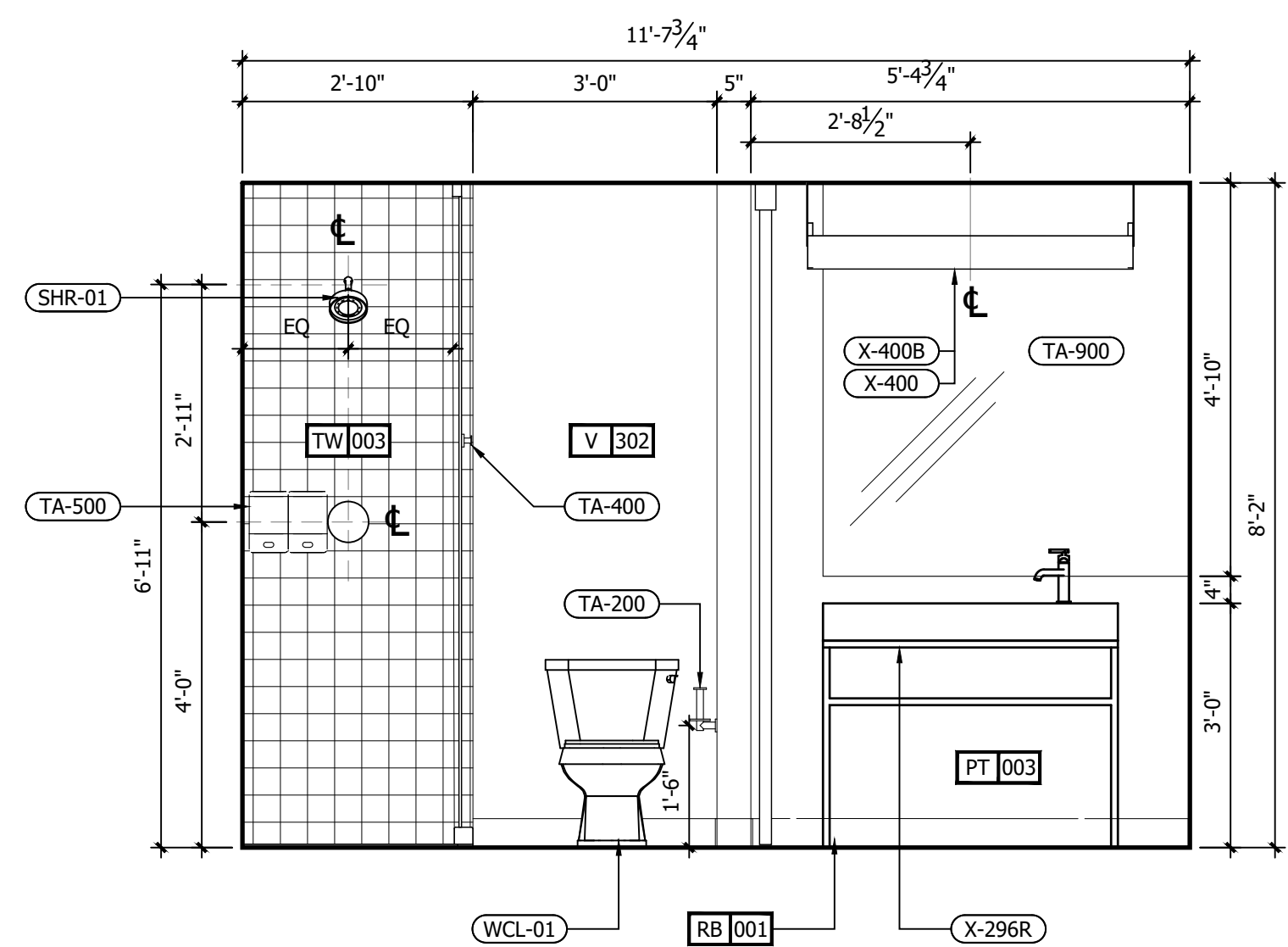
E INTERIOR ELEVATION
1/2" = 1'-0"



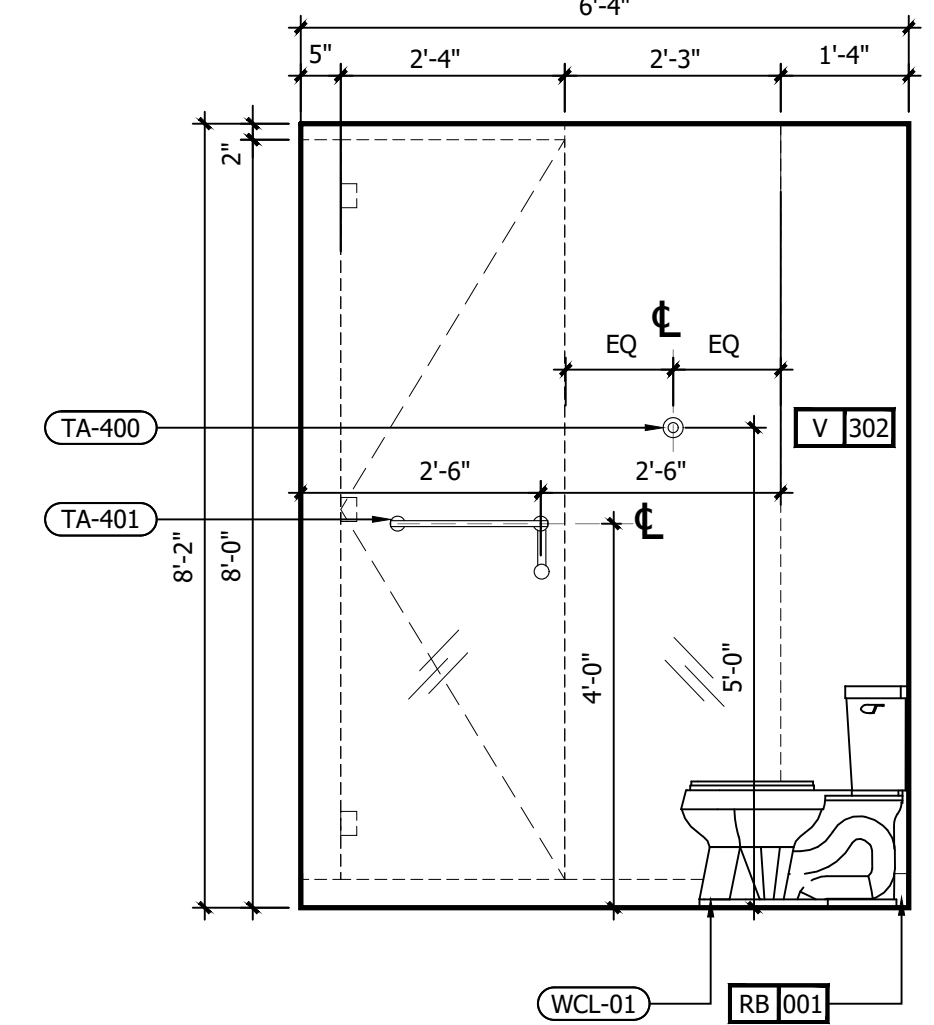
D INTERIOR ELEVATION
1/2" = 1'-0"



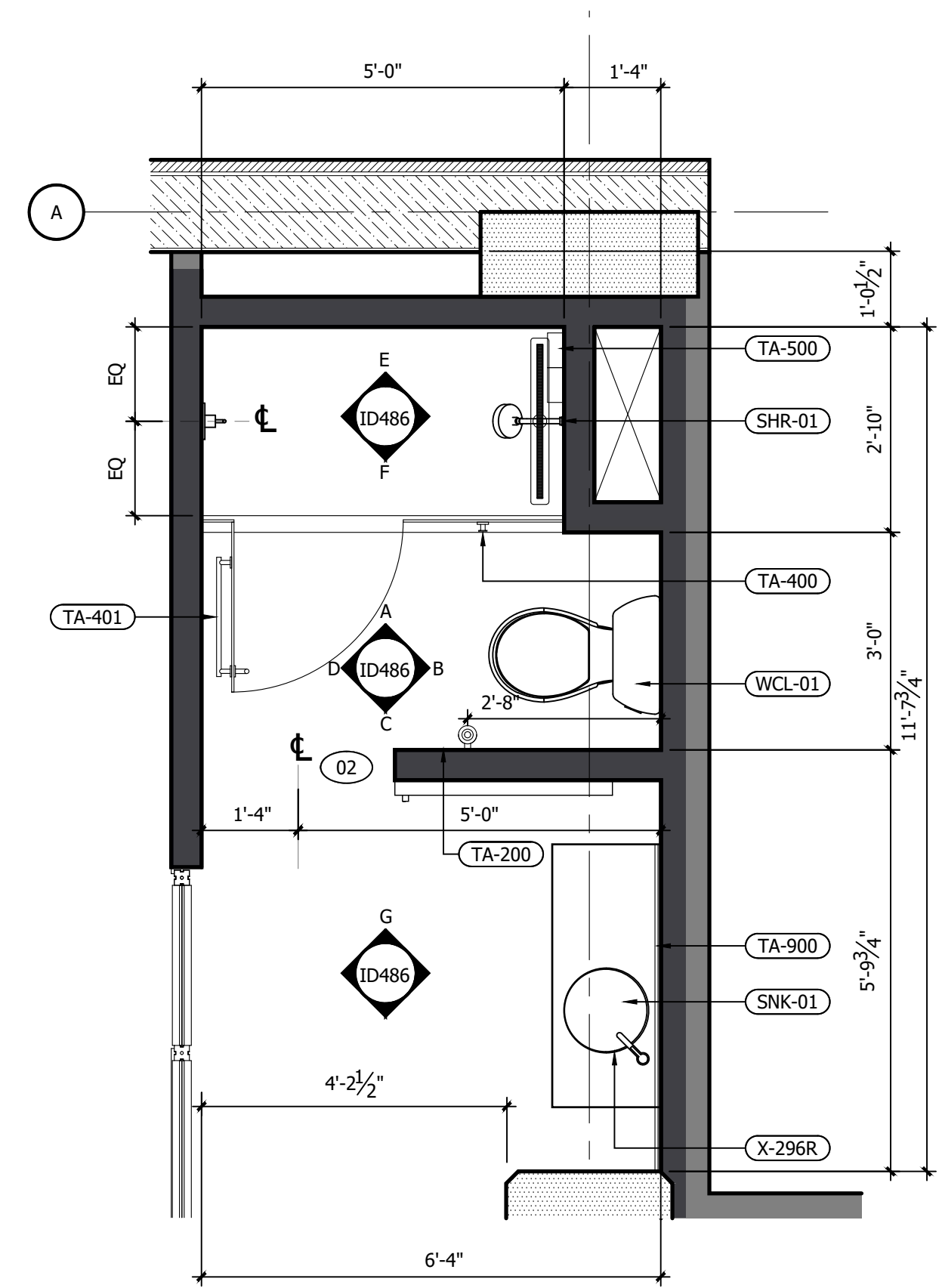
C INTERIOR ELEVATION
1/2" = 1'-0"



B INTERIOR ELEVATION
1/2" = 1'-0"



A INTERIOR ELEVATION
1/2" = 1'-0"



1 RM # 7 DOUBLE QUEEN BATHROOM FFE PLAN
1/2" = 1'-0"


REFERENCE NOTES	
A. REFER TO DESIGN STANDARDS, "GUESTROOMS" CHAPTER, FOR MAIN REQUIREMENTS RELATED TO THIS ARCHITECT IS RESPONSIBLE FOR DESIGNING PROJECT IN ACCORDANCE WITH THE ENTIRE DESIGN STANDARDS.	
GENERAL NOTES	
1. WRAP DRAINAGE AND SUPPLY PIPES WITH INSULATING MATERIAL.	
2. G.C. TO PROVIDE BLOCKING AND / OR STRAPPING FOR ALL ITEMS ATTACHED TO WALLS OR MOUNTED TO CEILING ARCHITECT OF RECORD TO REVIEW.	
3. BARN DOOR SHALL BE FACTORY PAINTED.	
CRITERIA NOTES	
CRITERIA NOTES ARE SHOWN CATEGORIZED BY DISCIPLINE AND COULD BE INTERPRETED TO APPLY TO MORE THAN ONE DISCIPLINE. FOR EFFICIENCY, NOTES ARE ONLY SHOWN UNDER ONE PREDOMINANT DISCIPLINE. CONSULTANTS SHOULD FAMILIARIZE THEMSELVES WITH ALL CRITERIA NOTES.	
A0 ARCHITECTURAL	A92 PROVIDE BLOCKING FOR ACCESSORIES INCLUDING (BUT NOT LIMITED TO) GRAB BARS, SHELF AND FOOTREST, TOWEL RACKS, ETC.
ID0 INTERIOR DESIGN	ID50 REFER TO SHEET 571A AND 572A FOR ALTERNATE SHOWER FINISH MATERIALS.
EO ENGINEERING	E1 GANG OUTLETS AND SWITCHES AT THIS LOCATION @ HEIGHT SHOWN.

NO.	DESCRIPTION	DATE	BY
-	ISSUED FOR DEMOLITION	06/09/17	MV
-	ISSUED TO FRANCHISE	06/09/17	MV
-	ISSUED FOR BID (ID ONLY)	07/21/17	MV
-	ISSUED TO FRANCHISE	08/17/17	MV
-	ISSUED FOR PERMIT	08/04/17	MV
-	FOR FINAL APPROVAL	10/02/17	MV
-	ISSUED FOR PERMIT	11/28/17	MV
-	RE-ISSUED FOR PERMIT	03/07/18	AN
-	REV. DETAILS ON A700.2	06/04/18	AVK
-	RE-90% FRANCHISE COMMENTS	06/04/18	AVK

IMPORTANT NOTICE TO ALL CONTRACTORS AND OR SUBCONTRACTORS: (COMPLETE BUILDING SYSTEMS AND OR INSTALLATIONS)

IF AWARDED A CONTRACT FOR ANY PORTION OF WORK NEEDED TO COMPLETE THIS PROJECT YOU ARE AGREEING TO THE FOLLOWING TERMS:

- YOU ARE A QUALIFIED CONTRACTOR AND OR SUBCONTRACTOR SPECIFICALLY IN PROVIDING A COMPLETE TURNKEY SERVICE IN YOUR TRADE OR PROFESSION FOR THE TYPE OF WORK AND SCOPE FOR THIS PROJECT.
- YOU AGREE TO PROVIDE A COMPLETE DESIGN BIDD SOLUTION BASED ON THE ARCHITECT'S INTENDED DESIGN FOR THIS PROJECT.
- YOUR BID INCLUDES ALL THE STEPS, PROCESSES, MATERIALS, PRODUCTS, GOVERNING PERMITS AND APPROVALS NECESSARY TO PROVIDE A COMPLETED AND WARRANTED SYSTEM OR INSTALLATION THAT DOES NOT REQUIRE ANOTHER CONTRACTOR OR PRODUCT TO COMPLETE YOUR SCOPE OF WORK.
- YOUR BID MUST HAVE INCLUDED ANY DESIGN INFORMATION REFERENCED WITHIN ANY CIVIL, ARCHITECTURAL, STRUCTURAL, MECHANICAL, ELECTRICAL AND OR PLUMBING DRAWINGS. ALSO NOTE THESE DRAWINGS ARE SCHEMATIC AND ARE INTENDED TO SHOW ONLY BASIC CONCEPTS AND GENERAL INFORMATION THE COMPLETION OF YOUR WORK MAY INCLUDE OTHER STEPS, PROCESSES, MATERIALS, PRODUCTS, LABOR, GOVERNING PERMITS AND OR APPROVALS NECESSARY TO PROVIDE A COMPLETE SYSTEM INSTALLATION WHETHER SUGGESTED ON THE DRAWINGS OR NOT.
- AS AN EXAMPLE: ITEMS AND OR TASKS LIKE: FIRE CALLS, DRAFT STOPS, FASTENERS, ANCHORS, EMBEDMENTS, DUMPSTERS, DEBRIS CLEAN UP, ETC. ARE YOUR RESPONSIBILITY. ANY WORK NOT COMPLETED IN A TIMELY MANNER, OR INCOMPLETE WORK WILL BE BILLED BACK TO THE CONTRACTOR AND OR SUBCONTRACTOR, AT THE OWNERS' DISCRETION.



ARCHITECTURE
URBAN PLANNING
INTERIORS
HOTELS/ HOUSING/ MIXED USE
1800.630.3750
CA-SERVICES
ca@mwtusa.com / 1800.717.5816



WARNING
IT IS A VIOLATION OF THE LAW FOR ANY PERSON, UNLESS ACTING UNDER THE DIRECTION OF THE ARCHITECT TO ALTER OR REPRODUCE THESE DRAWINGS IN ANY WAY.

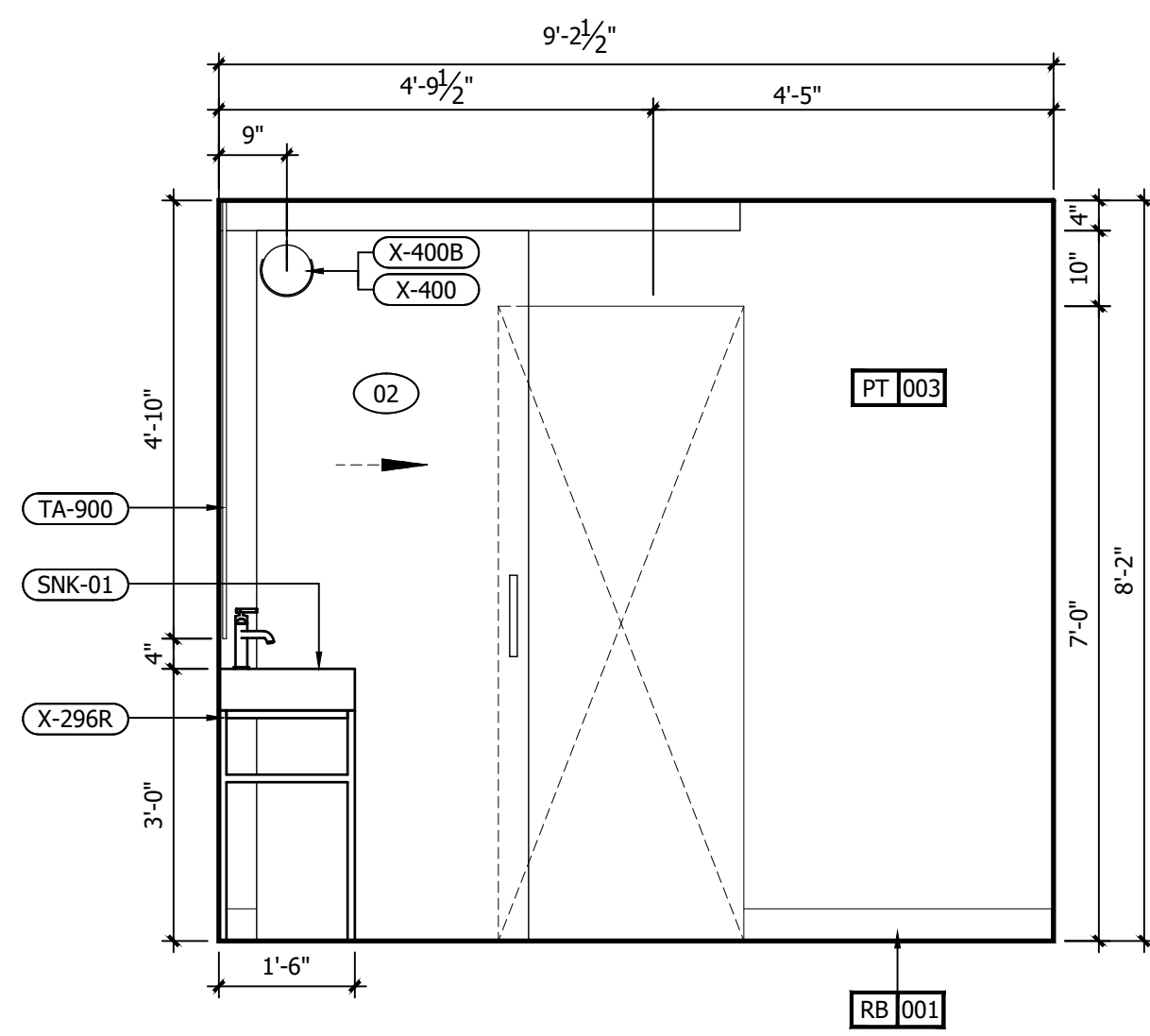
**ALOFT
MEMPHIS
DOWNTOWN**

63 NORTH B.B. KING BLVD.
MEMPHIS, TENNESSEE 38103

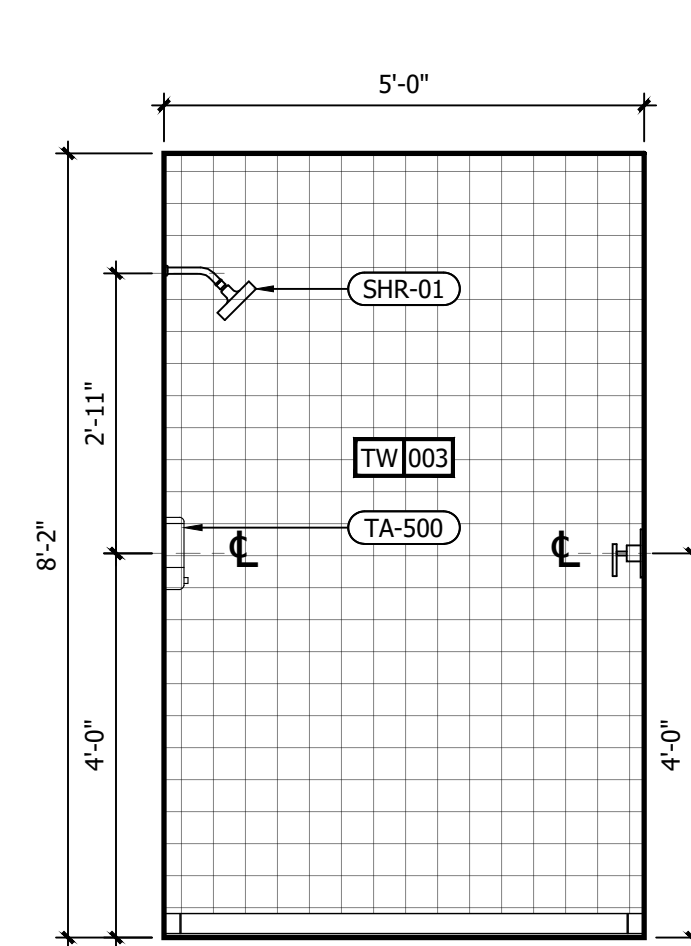
PROJECT NO.: 16 006
DATE: 04-12-2019
DRAWN BY: EW/RW
CHKD. BY: MWT

**ENL. BATHROOM
RM#7 DBL QUEEN
PLANS & DETAILS**

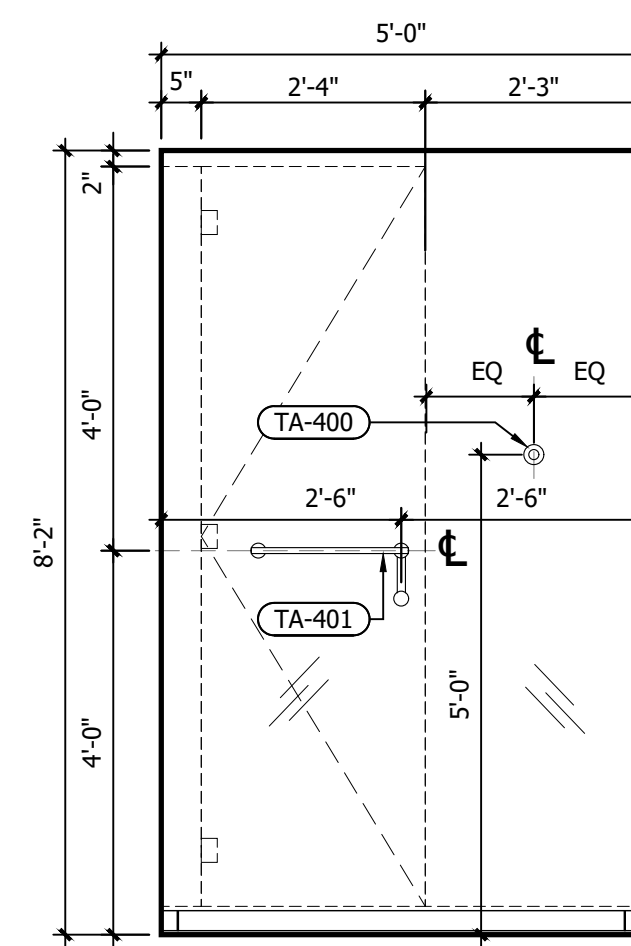
SHEET ID486



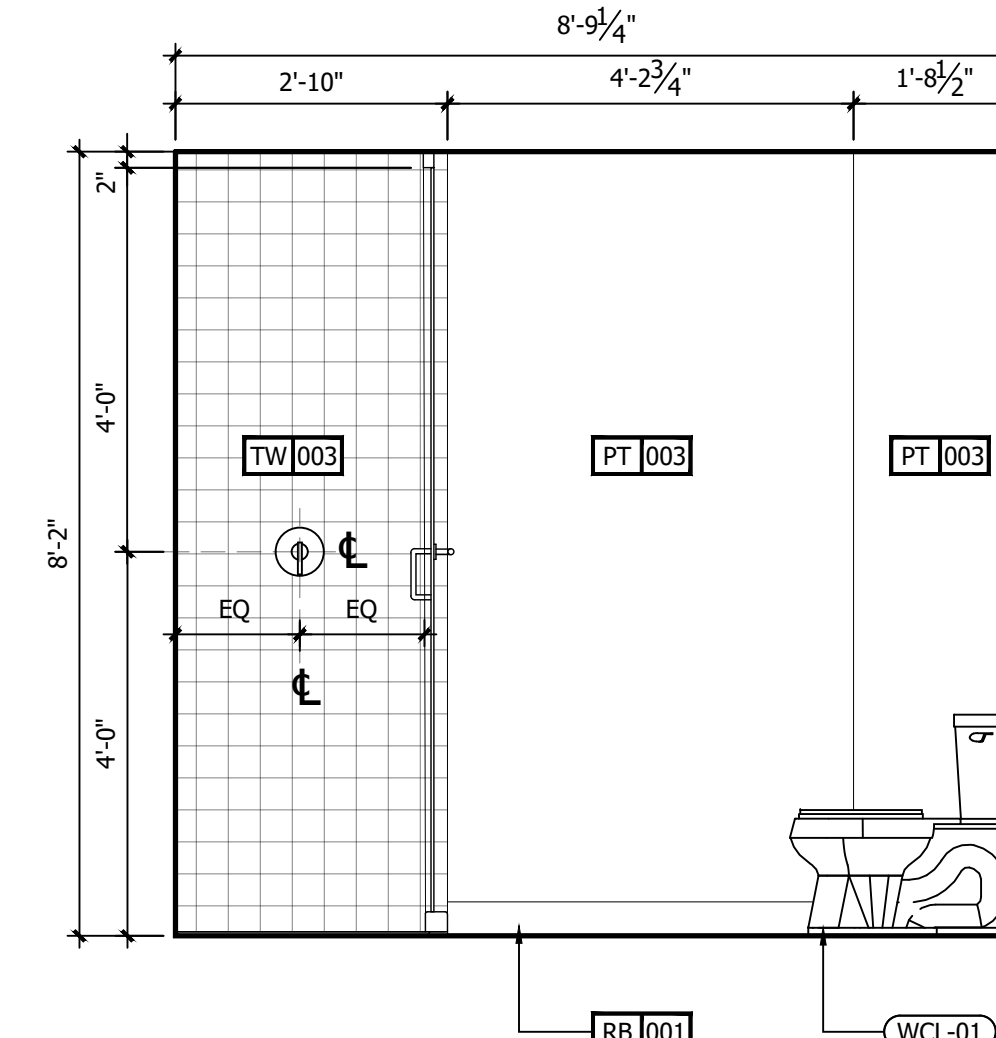
G INTERIOR ELEVATION
1/2" = 1'-0"



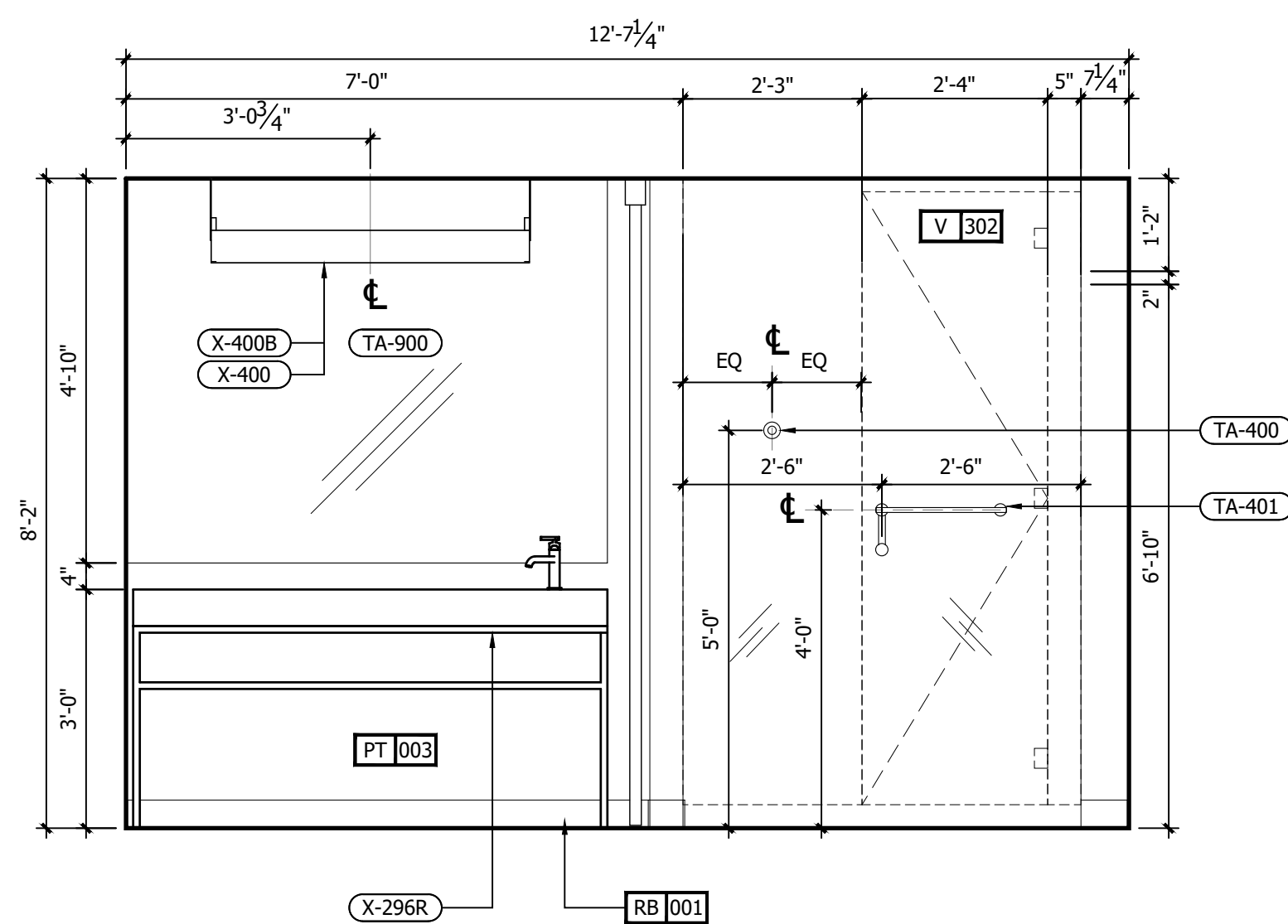
F INTERIOR ELEVATION
1/2" = 1'-0"



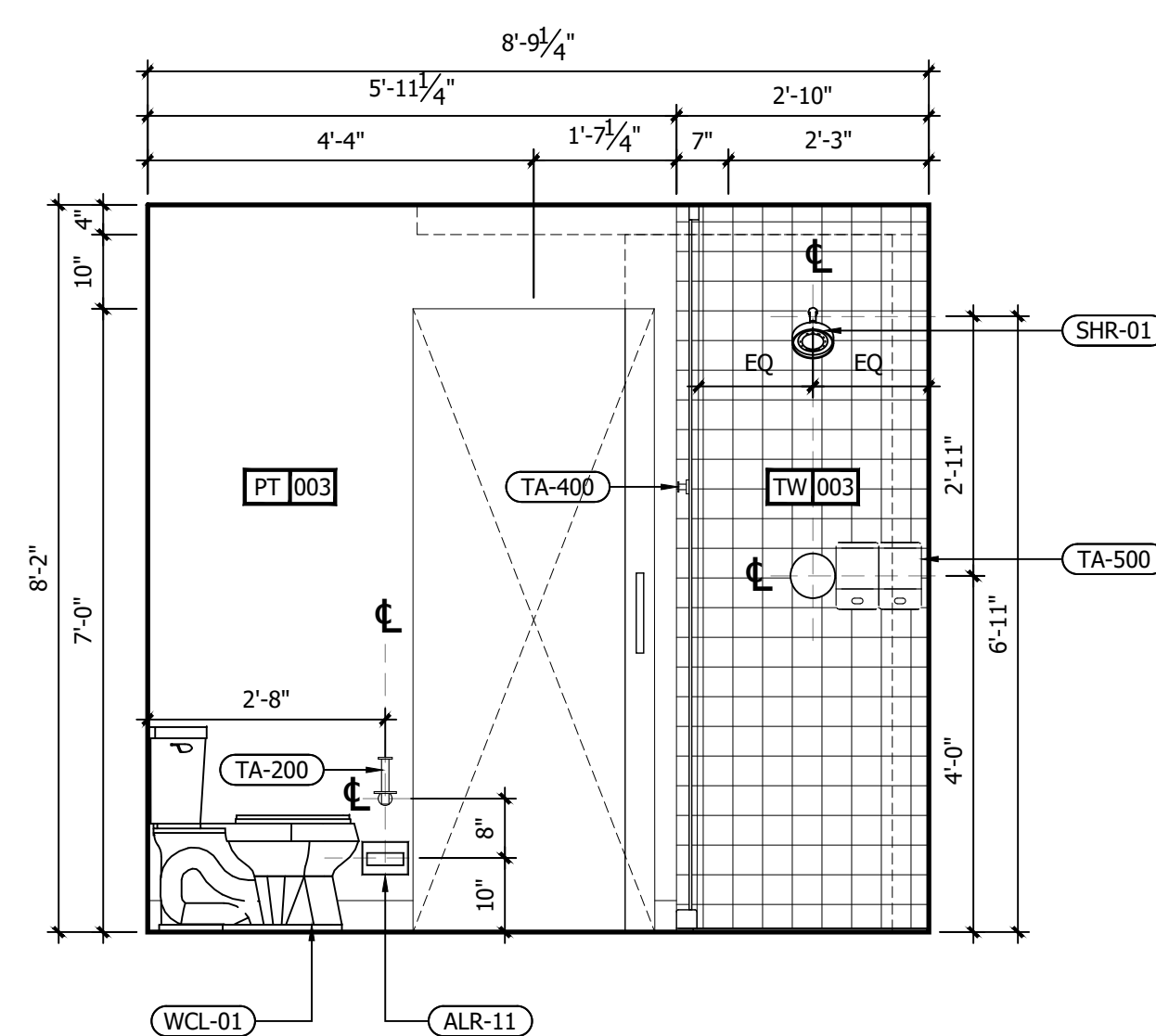
E INTERIOR ELEVATION
1/2" = 1'-0"



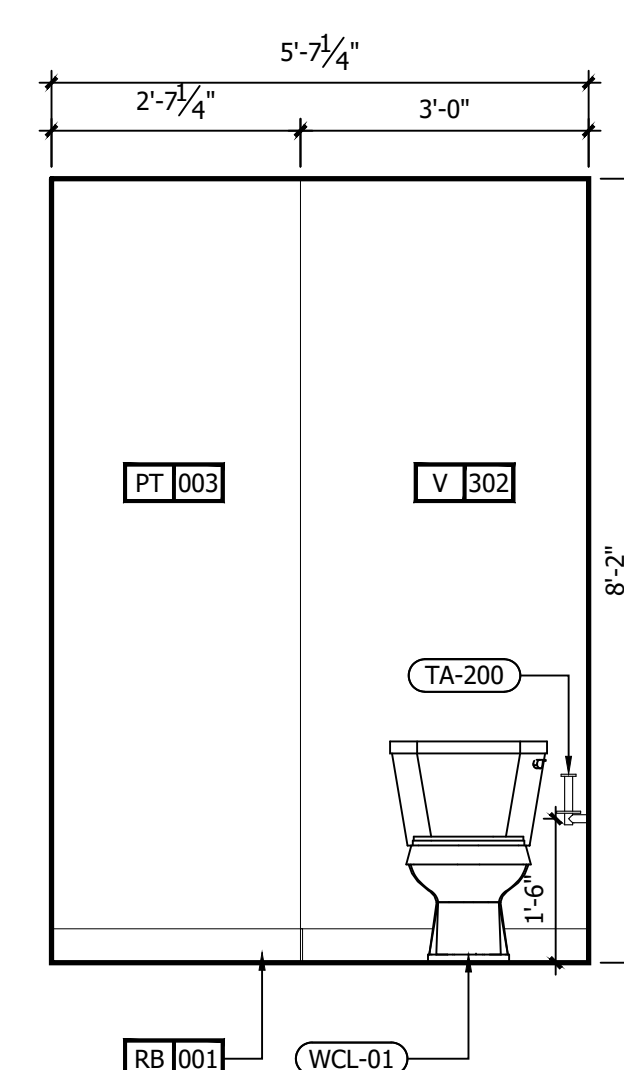
D INTERIOR ELEVATION
1/2" = 1'-0"



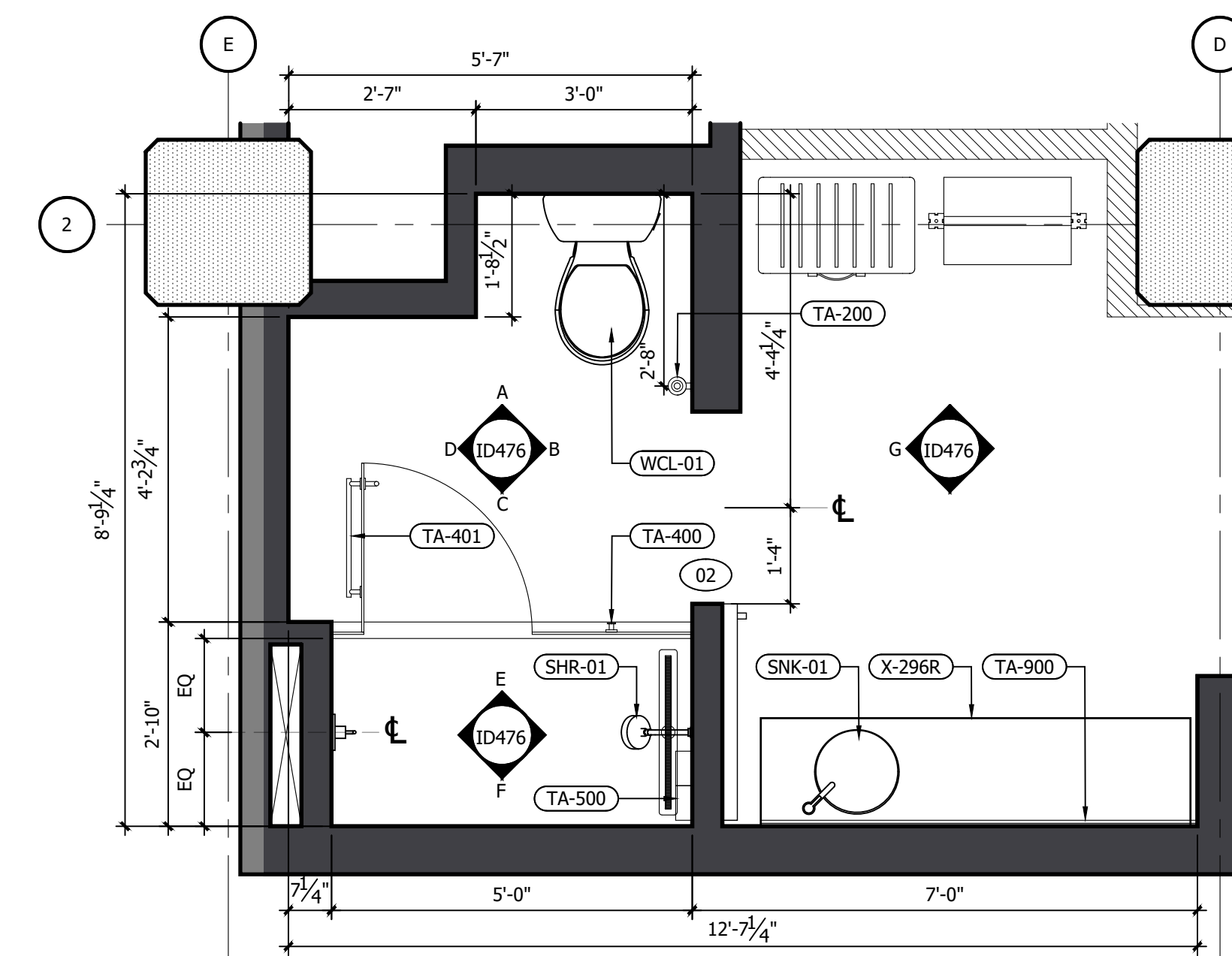
C INTERIOR ELEVATION
1/2" = 1'-0"



B INTERIOR ELEVATION
1/2" = 1'-0"




A INTERIOR ELEVATION
1/2" = 1'-0"



1 RM#9 DOUBLE QUEEN BATHROOM FFE PLAN
1/2" = 1'-0"

REFERENCE NOTES	
A. REFER TO DESIGN STANDARDS, "GUESTROOMS" CHAPTER, FOR MAIN REQUIREMENTS RELATED TO THIS ARCHITECT IS RESPONSIBLE FOR DESIGNING PROJECT IN ACCORDANCE WITH THE ENTIRE DESIGN STANDARDS.	
GENERAL NOTES	
1. WRAP DRAINAGE AND SUPPLY PIPES WITH INSULATING MATERIAL.	
2. G.C. TO PROVIDE BLOCKING AND / OR STRAPPING FOR ALL ITEMS ATTACHED TO WALLS OR MOUNTED TO CEILING ARCHITECT OF RECORD TO REVIEW.	
3. BARN DOOR SHALL BE FACTORY PAINTED.	
CRITERIA NOTES	
CRITERIA NOTES ARE SHOWN CATEGORIZED BY DISCIPLINE AND COULD BE INTERPRETED TO APPLY TO MORE THAN ONE DISCIPLINE. FOR EFFICIENCY, NOTES ARE ONLY SHOWN UNDER ONE PREDOMINANT DISCIPLINE. CONSULTANTS SHOULD FAMILIARIZE THEMSELVES WITH ALL CRITERIA NOTES.	
A0 ARCHITECTURAL	A02 PROVIDE BLOCKING FOR ACCESSORIES INCLUDING (BUT NOT LIMITED TO) GRAB BARS, SHELF AND FOOTREST, TOWEL RACKS, ETC.
ID0 INTERIOR DESIGN	ID50 REFER TO SHEET 571A AND 572A FOR ALTERNATE SHOWER FINISH MATERIALS.
E0 ENGINEERING	E1 GANG OUTLETS AND SWITCHES AT THIS LOCATION @ HEIGHT SHOWN.

NO.	DESCRIPTION	DATE	BY
-	ISSUED FOR DEMOLITION	06/09/17	MV
-	ISSUED TO FRANCHISE	06/09/17	MV
-	ISSUED FOR BID (ID ONLY)	07/21/17	MV
-	ISSUED TO FRANCHISE	08/17/17	MV
-	ISSUED FOR PERMIT	08/04/17	MV
-	FOR FINAL APPROVAL	10/02/17	MV
-	ISSUED FOR PERMIT	11/28/17	MV
-	RE-ISSUED FOR PERMIT	03/07/18	AN
-	REV. DETAILS ON A700.2	06/04/18	AVK
-	RE-90% FRANCHISE COMMENTS	06/04/18	AVK



ARCHITECTURE
URBAN PLANNING
INTERIORS
HOTELS/ HOUSING/ MIXED USE
1800.630.3750
CA-SERVICES
ca@mwtusa.com / 1800.717.5816



WARNING
IT IS A VIOLATION OF THE LAW FOR ANY PERSON, UNLESS ACTING UNDER THE DIRECTION OF THE ARCHITECT, TO ALTER OR REPRODUCE THESE DRAWINGS IN ANY WAY.

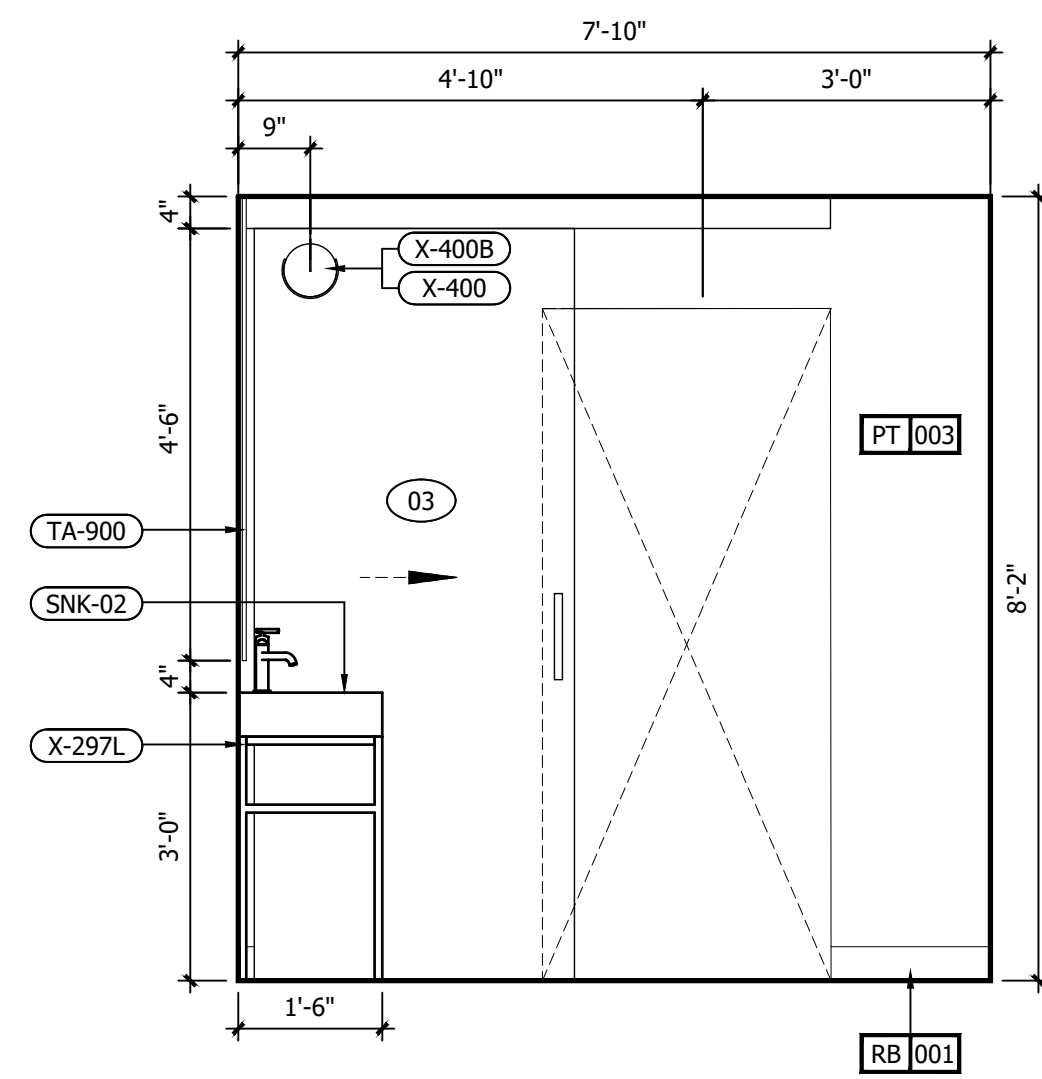
ALOFT
MEMPHIS
DOWNTOWN
63 NORTH B.B. KING BLVD.
MEMPHIS, TENNESSEE 38103

PROJECT NO.: 16 006
DATE: 04-12-2019
DRAWN BY: EW/RW
CHKD. BY: MWT

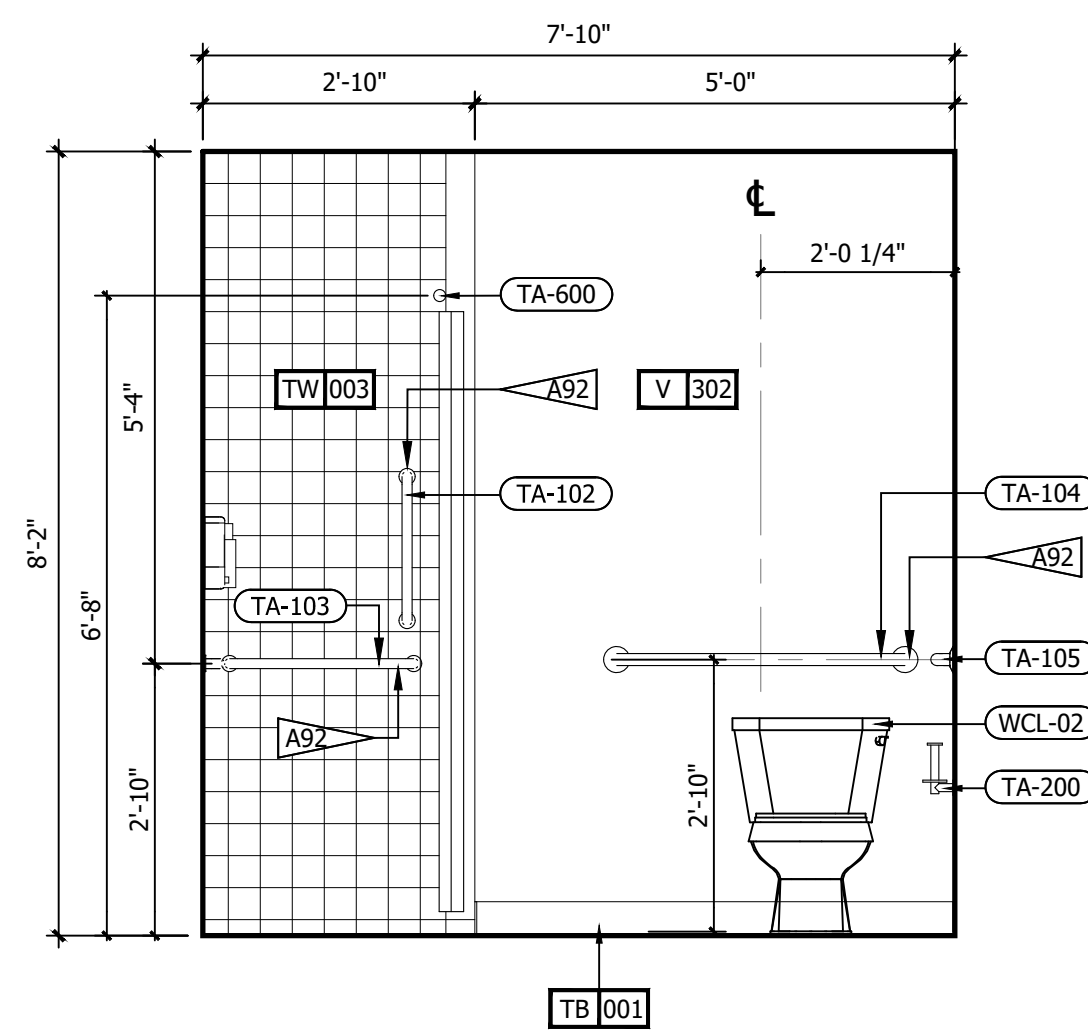
ENL. BATHROOM
RM#9 DBL QUEEN
PLANS & DETAILS

SHEET ID476

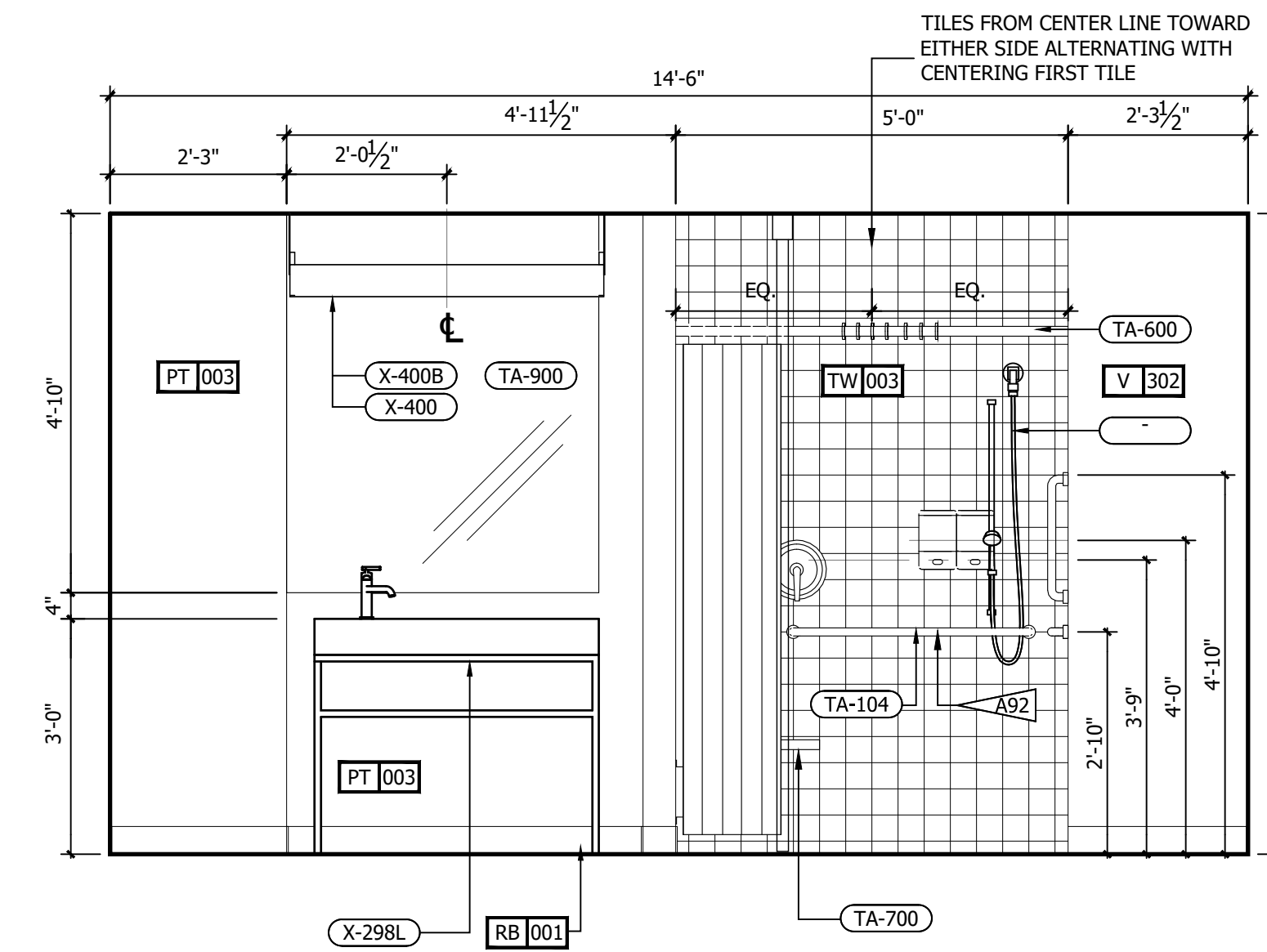
IMPORTANT NOTICE TO ALL CONTRACTORS AND OR SUBCONTRACTORS: (COMPLETE BUILDING SYSTEMS AND OR INSTALLATIONS)
IF AWARDED A CONTRACT OR ANY PORTION OF WORK NEEDED TO COMPLETE THIS PROJECT YOU ARE AGREEING TO THE FOLLOWING TERMS:
1. YOU ARE A QUALIFIED CONTRACTOR AND OR SUBCONTRACTOR SPECIFICALLY IN PROVIDING A COMPLETE TURNKEY SERVICE IN YOUR TRADE OR PROFESSION FOR THE TYPE OF WORK AND SCOPE FOR THIS PROJECT.
2. YOU AGREE TO PROVIDE A COMPLETE DESIGN BIDD SOLUTION BASED ON THE ARCHITECT'S INTENDED DESIGN FOR THIS PROJECT.
3. YOUR BID INCLUDED ALL THE STEPS, PROCESSES, MATERIALS, PRODUCTS, GOVERNING PERMITS AND APPROVALS NECESSARY TO PROVIDE A COMPLETED AND WARRANTED SYSTEM OR INSTALLATION THAT DOES NOT REQUIRE ANOTHER CONTRACTOR OR PRODUCT TO COMPLETE YOUR SCOPE OF WORK.
4. YOUR BID MUST HAVE INCLUDED ANY DESIGN INFORMATION REFERENCED WITHIN ANY CIVIL, ARCHITECTURAL, STRUCTURAL, MECHANICAL, ELECTRICAL AND OR PLUMBING DRAWINGS. ALSO NOTE THESE DRAWINGS ARE SCHEMATIC AND ARE INTENDED TO SHOW ONLY BASIC CONCEPTS AND GENERAL INFORMATION THE COMPLETION OF YOUR WORK MAY INCLUDE OTHER STEPS, PROCESSES, MATERIALS, PRODUCTS, LABOR, GOVERNING PERMITS AND OR APPROVALS NECESSARY TO PROVIDE A COMPLETE SYSTEM INSTALLATION WHETHER SUGGESTED ON THE DRAWINGS OR NOT.
5. AS AN EXAMPLE: ITEMS AND OR TASKS LIKE: FIRE CALLS, DRAFT STOPS, FASTENERS, ANCHORS, EMBEDMENTS, DUMPSTERS, DEBRIS CLEAN UP, ETC. ARE YOUR RESPONSIBILITY. ANY WORK NOT COMPLETED IN A TIMELY MANNER, OR INCOMPLETE WORK WILL BE BILLED BACK TO THE CONTRACTOR AND OR SUBCONTRACTOR, AT THE OWNERS' DISCRETION.



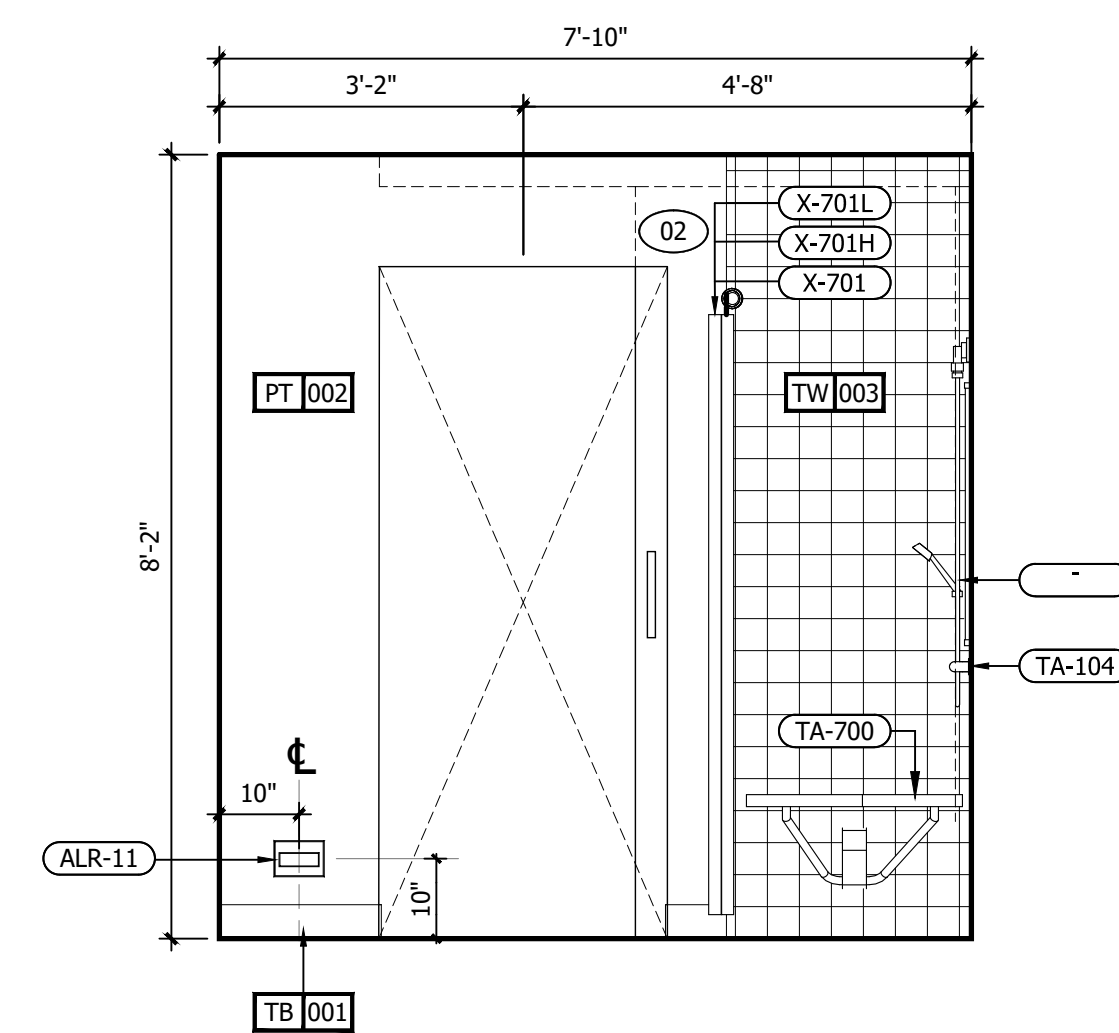
E INTERIOR ELEVATION
1/2" = 1'-0"



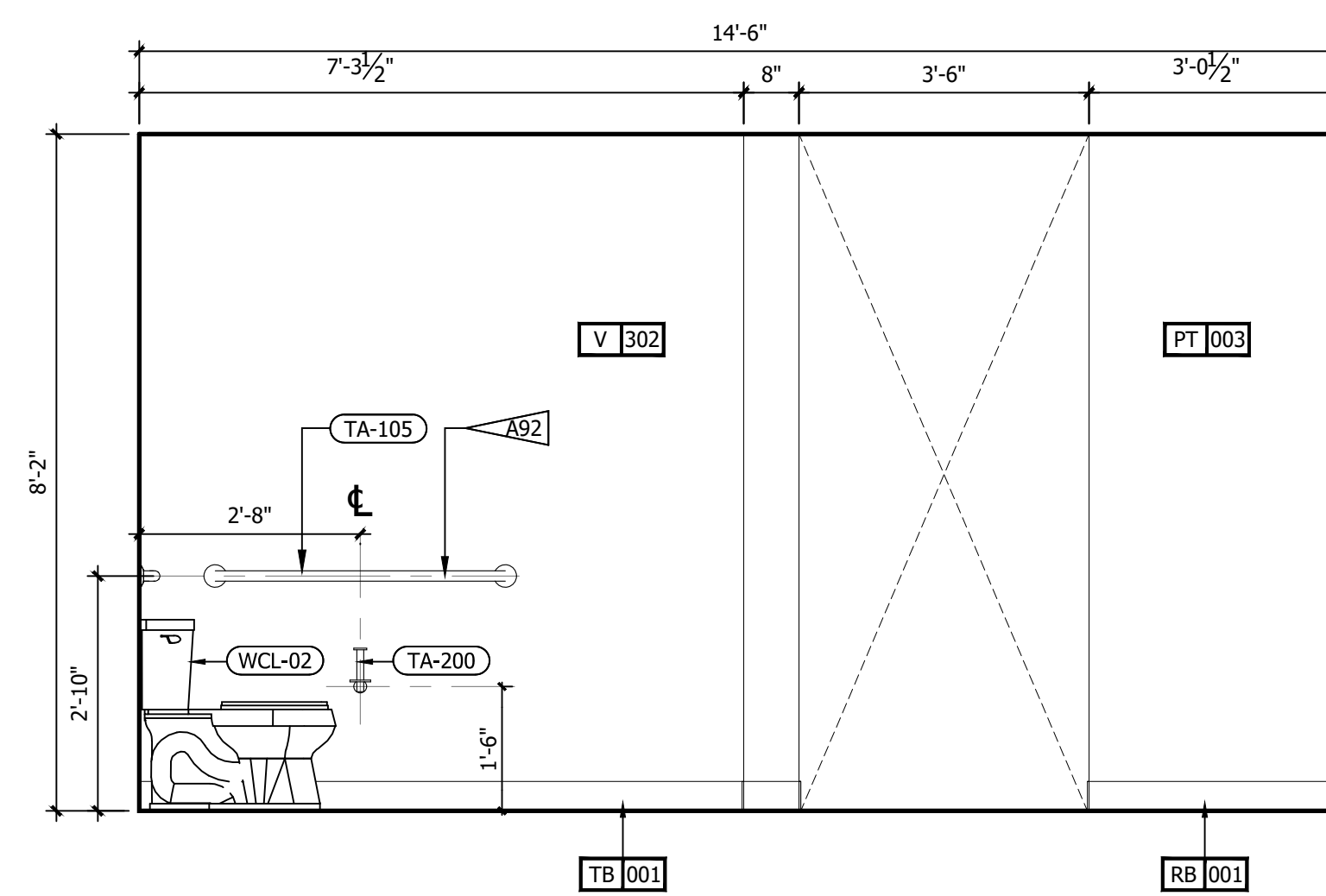
D INTERIOR ELEVATION
1/2" = 1'-0"



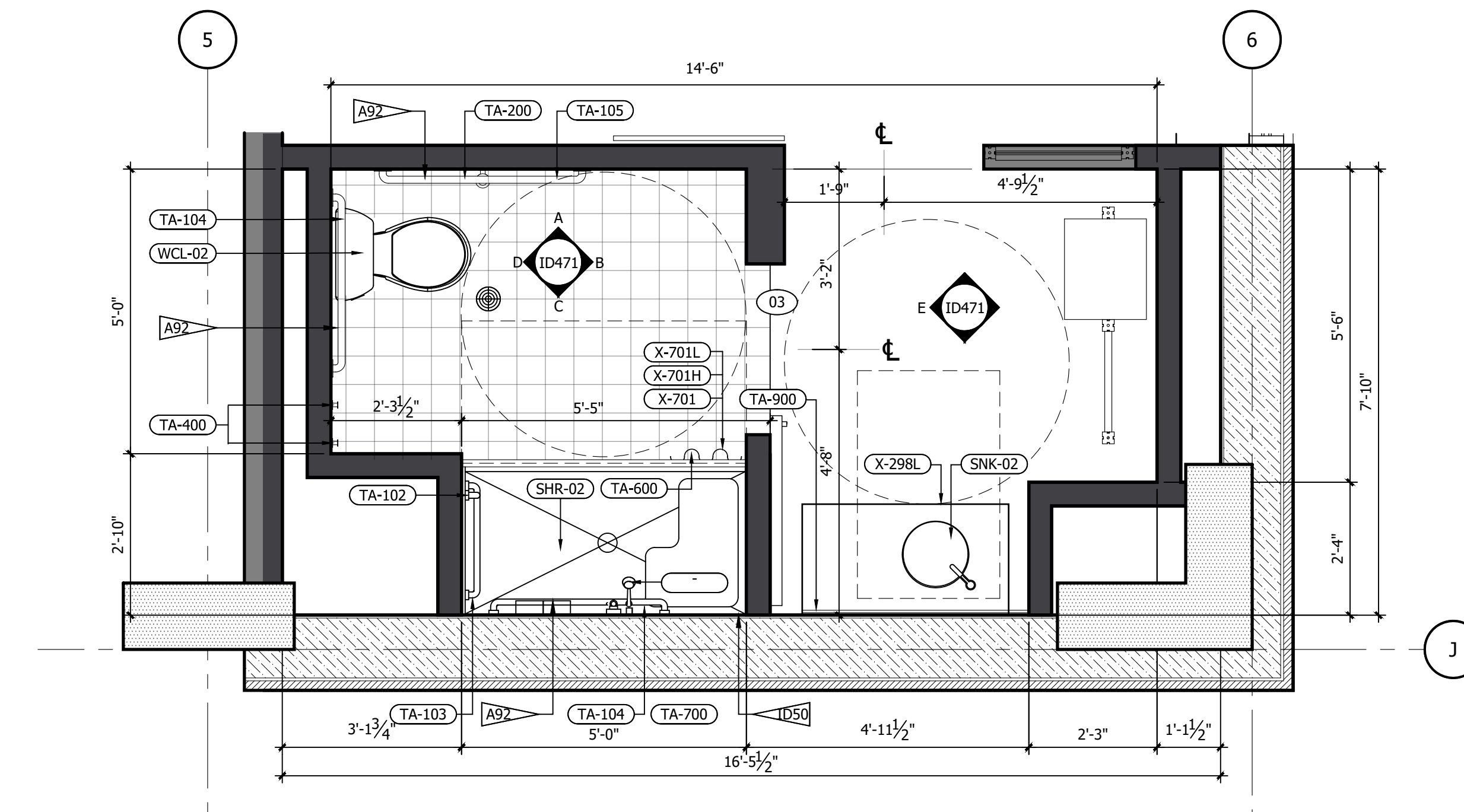
C INTERIOR ELEVATION
1/2" = 1'-0"



B INTERIOR ELEVATION
1/2" = 1'-0"




A INTERIOR ELEVATION
1/2" = 1'-0"



1 RM#15 DOUBLE QUEEN ADA BATHROOM FFE PLAN
1/2" = 1'-0"

REFERENCE NOTES	
A. REFER TO DESIGN STANDARDS, "GUESTROOMS" CHAPTER, FOR MAIN REQUIREMENTS RELATED TO THIS ARCHITECT IS RESPONSIBLE FOR DESIGNING PROJECT IN ACCORDANCE WITH THE ENTIRE DESIGN STANDARDS.	
GENERAL NOTES	
1. WRAP DRAINAGE AND SUPPLY PIPES WITH INSULATING MATERIAL.	
2. G.C. TO PROVIDE BLOCKING AND / OR STRAPPING FOR ALL ITEMS ATTACHED TO WALLS OR MOUNTED TO CEILING ARCHITECT OF RECORD TO REVIEW.	
3. BARN DOOR SHALL BE FACTORY PAINTED.	
CRITERIA NOTES	
CRITERIA NOTES ARE SHOWN CATEGORIZED BY DISCIPLINE AND COULD BE INTERPRETED TO APPLY TO MORE THAN ONE DISCIPLINE. FOR EFFICIENCY, NOTES ARE ONLY SHOWN UNDER ONE PREDOMINANT DISCIPLINE. CONSULTANTS SHOULD FAMILIARIZE THEMSELVES WITH ALL CRITERIA NOTES.	
A0 ARCHITECTURAL	A92 PROVIDE BLOCKING FOR ACCESSORIES INCLUDING (BUT NOT LIMITED TO) GRAB BARS, SHELF AND FOOTREST, TOWEL RACKS, ETC.
ID0 INTERIOR DESIGN	ID50 REFER TO SHEET 571A AND 572A FOR ALTERNATE SHOWER FINISH MATERIALS.
E0 ENGINEERING	E1 GANG OUTLETS AND SWITCHES AT THIS LOCATION @ HEIGHT SHOWN.

NO.	DESCRIPTION	DATE	BY
-	ISSUED FOR DEMOLITION	06/09/17	MV
-	ISSUED TO FRANCHISE	06/09/17	MV
-	ISSUED FOR BID (ID ONLY)	07/21/17	MV
-	ISSUED TO FRANCHISE	08/17/17	MV
-	ISSUED FOR PERMIT	08/04/17	MV
-	FOR FINAL APPROVAL	10/02/17	MV
-	ISSUED FOR PERMIT	11/28/17	MV
-	RE-ISSUED FOR PERMIT	03/07/18	AN
-	REV. DETAILS ON A700.2	06/04/18	AVK
-	RE-90% FRANCHISE COMMENTS	06/04/18	AVK



ARCHITECTURE
URBAN PLANNING
INTERIORS
HOTELS/ HOUSING/ MIXED USE
1800.630.3750
CA-SERVICES
ca@mwtusa.com / 1800.717.5816



WARNING
IT IS A VIOLATION OF THE LAW FOR ANY PERSON, UNLESS ACTING UNDER THE DIRECTION OF THE ARCHITECT TO ALTER OR REPRODUCE THESE DRAWINGS IN ANY WAY.

ALOFT
MEMPHIS
DOWNTOWN

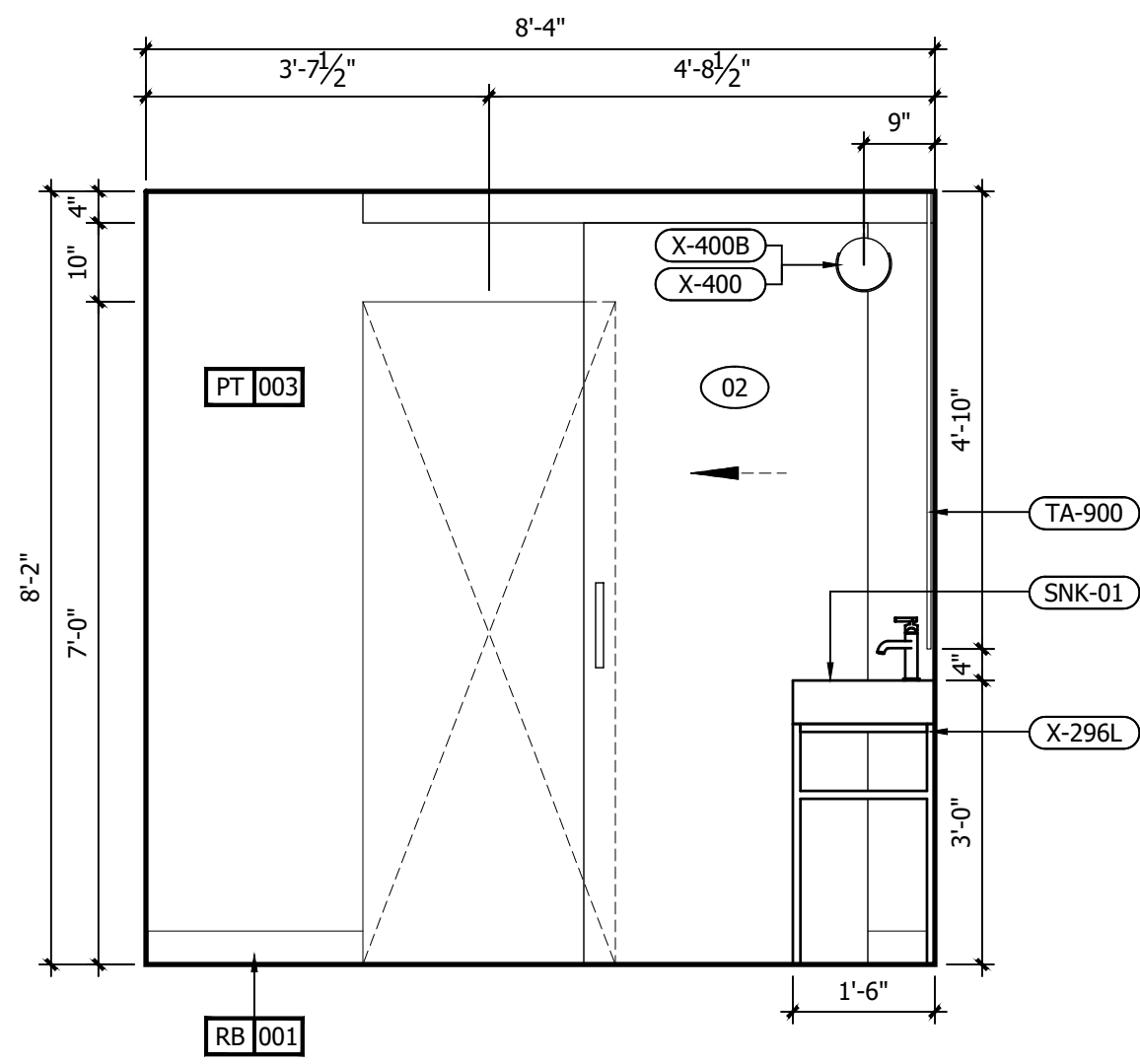
63 NORTH B.B. KING BLVD.
MEMPHIS, TENNESSEE 38103

PROJECT NO.: 16 006
DATE: 04-12-2019
DRAWN BY: EW/RW
CHKD. BY: MWT

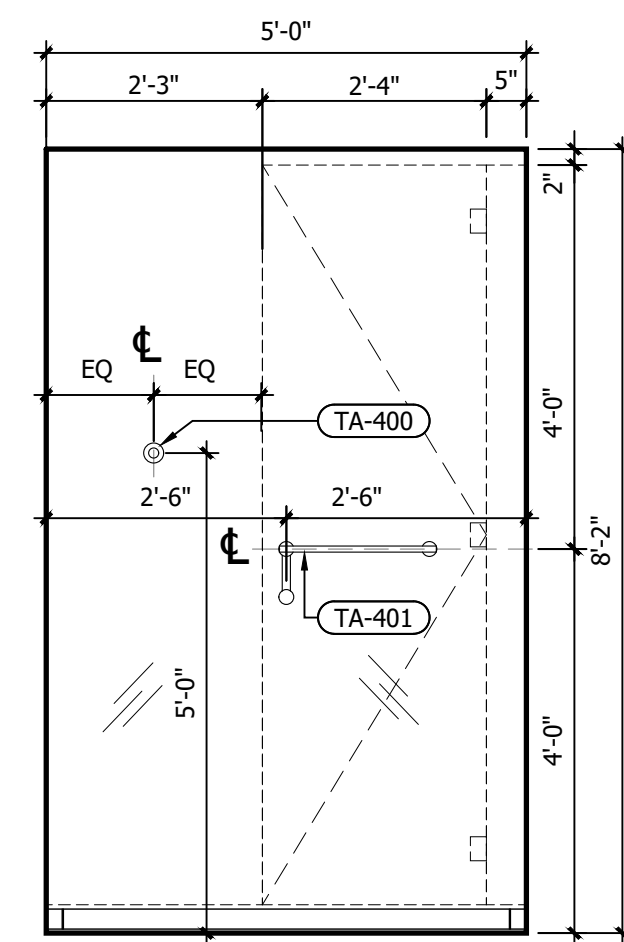
ENL. BATHROOM
RM#15 DBL QUEEN
ADA PLANS & DETAILS

SHEET ID471

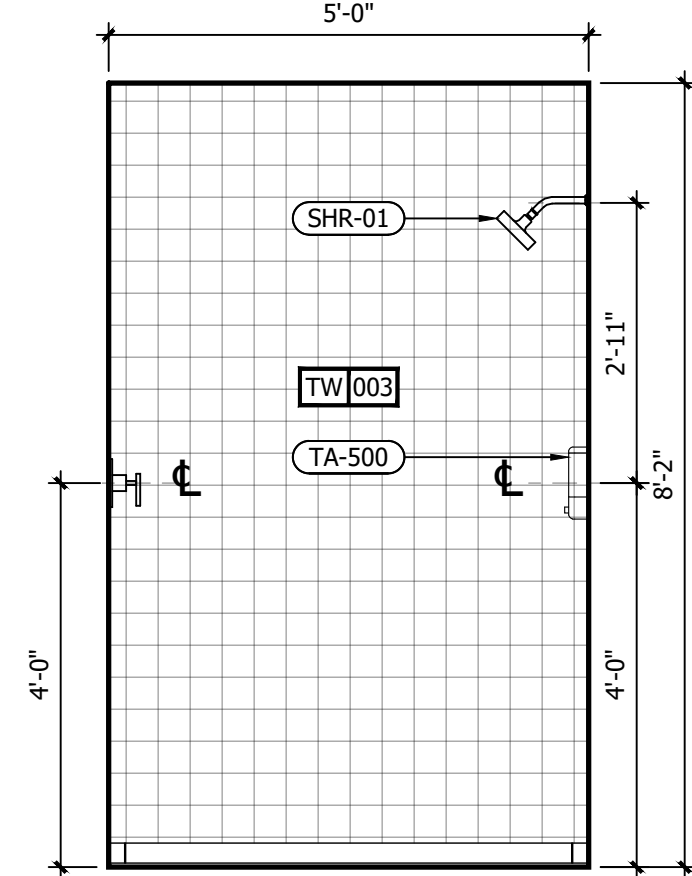
IMPORTANT NOTICE TO ALL CONTRACTORS AND OR SUBCONTRACTORS: (COMPLETE BUILDING SYSTEMS AND OR INSTALLATIONS)
IF AWARDED A CONTRACT OR ANY PORTION OF WORK NEEDED TO COMPLETE THIS PROJECT YOU ARE AGREEING TO THE FOLLOWING TERMS:
1. YOU ARE A QUALIFIED CONTRACTOR AND OR SUBCONTRACTOR SPECIFICALLY IN PROVIDING A COMPLETE TURNKEY SERVICE IN YOUR TRADE OR PROFESSION FOR THE TYPE OF WORK AND SCOPE FOR THIS PROJECT.
2. YOU AGREE TO PROVIDE A COMPLETE DESIGN BUILD SOLUTION BASED ON THE ARCHITECT'S INTENDED DESIGN FOR THIS PROJECT.
3. YOUR BID INCLUDED ALL THE STEPS, PROCESSES, MATERIALS, PRODUCTS, GOVERNING PERMITS AND APPROVALS NECESSARY TO PROVIDE A COMPLETED AND WARRANTED SYSTEM OR INSTALLATION THAT DOES NOT REQUIRE ANOTHER CONTRACTOR OR PRODUCT TO COMPLETE YOUR SCOPE OF WORK.
4. YOUR BID MUST HAVE INCLUDED ANY DESIGN INFORMATION REFERENCED WITHIN ANY CIVIL, ARCHITECTURAL, STRUCTURAL, MECHANICAL, ELECTRICAL AND OR PLUMBING DRAWINGS. ALSO NOTE THESE DRAWINGS ARE SCHEMATIC AND ARE INTENDED TO SHOW ONLY BASIC CONCEPTS AND GENERAL INFORMATION THE COMPLETION OF YOUR WORK MAY INCLUDE OTHER STEPS, PROCESSES, MATERIALS, PRODUCTS, LABOR, GOVERNING PERMITS AND OR APPROVALS NECESSARY TO PROVIDE A COMPLETE SYSTEM INSTALLATION WHETHER SUGGESTED ON THE DRAWINGS OR NOT.
5. AS AN EXAMPLE: ITEMS AND OR TASKS LIKE: FIRE CALLS, DRAFT STOPS, FASTENERS, ANCHORS, EMBEDMENTS, DUMPSTERS, DEBRIS CLEAN UP, ETC. ARE YOUR RESPONSIBILITY. ANY WORK NOT COMPLETED IN A TIMELY MANNER, OR INCOMPLETE WORK WILL BE BILLED BACK TO THE CONTRACTOR AND OR SUBCONTRACTOR, AT THE OWNERS' DISCRETION.



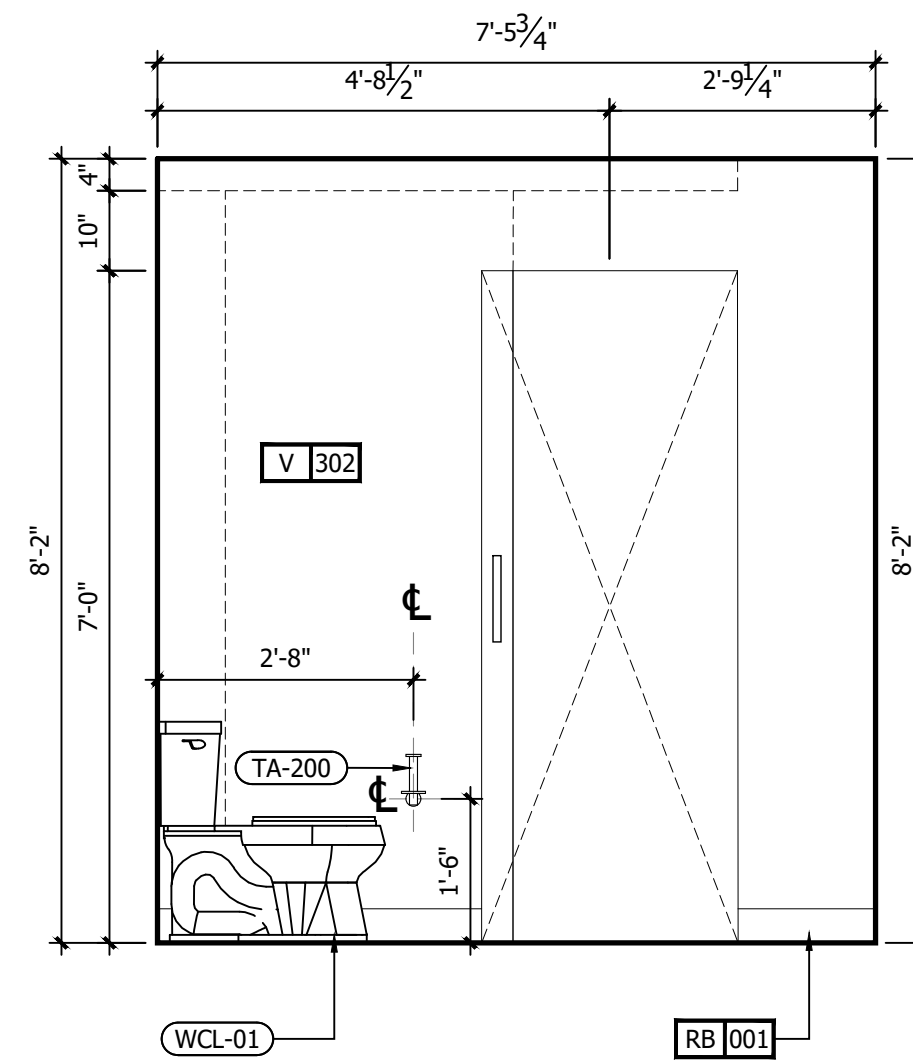
G INTERIOR ELEVATION
1/2" = 1'-0"



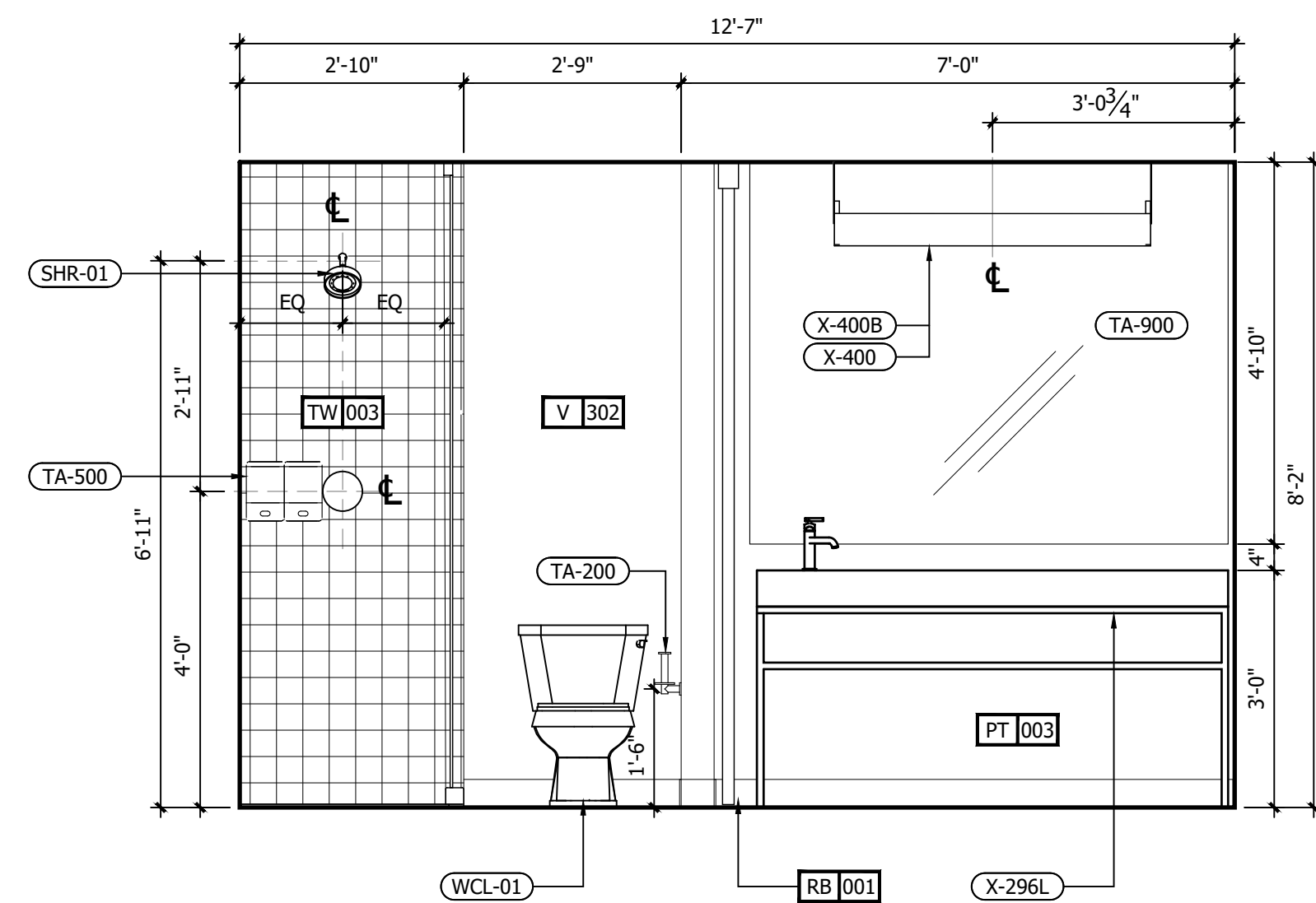
F INTERIOR ELEVATION
1/2" = 1'-0"



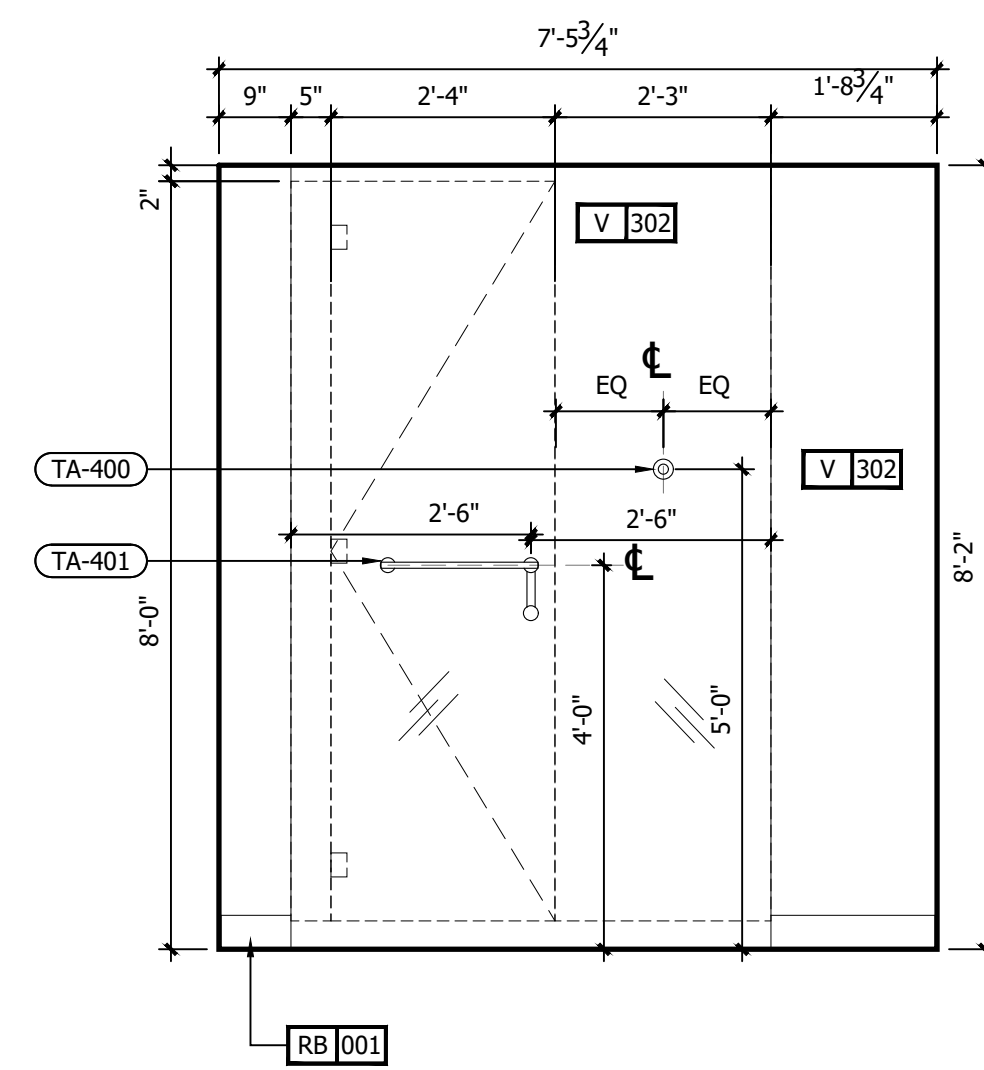
E INTERIOR ELEVATION
1/2" = 1'-0"



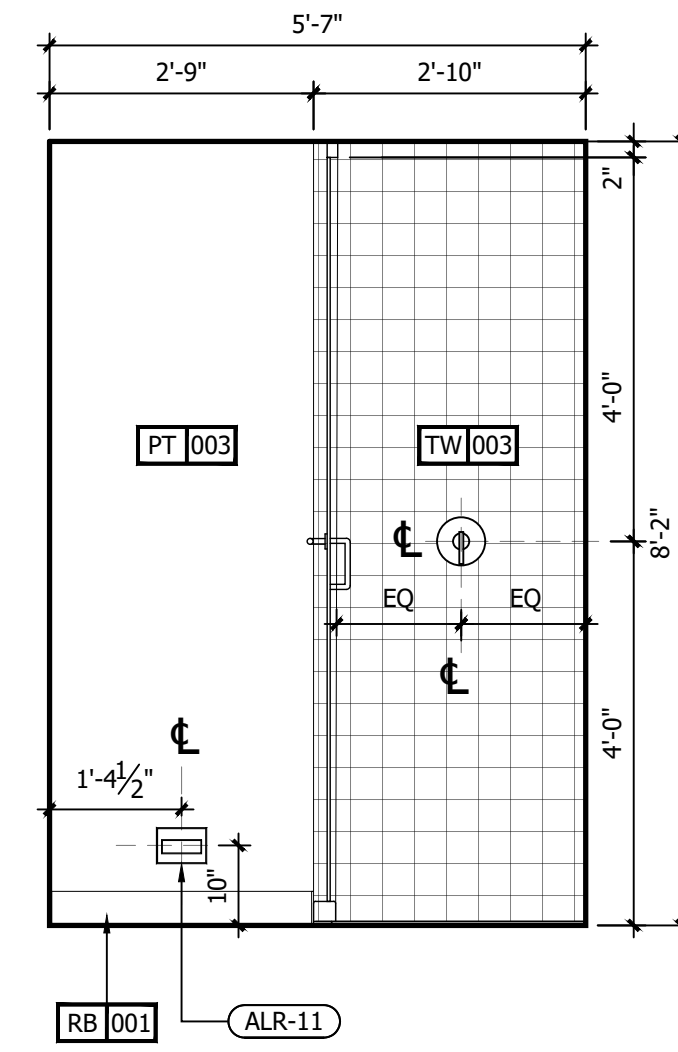
D INTERIOR ELEVATION
1/2" = 1'-0"



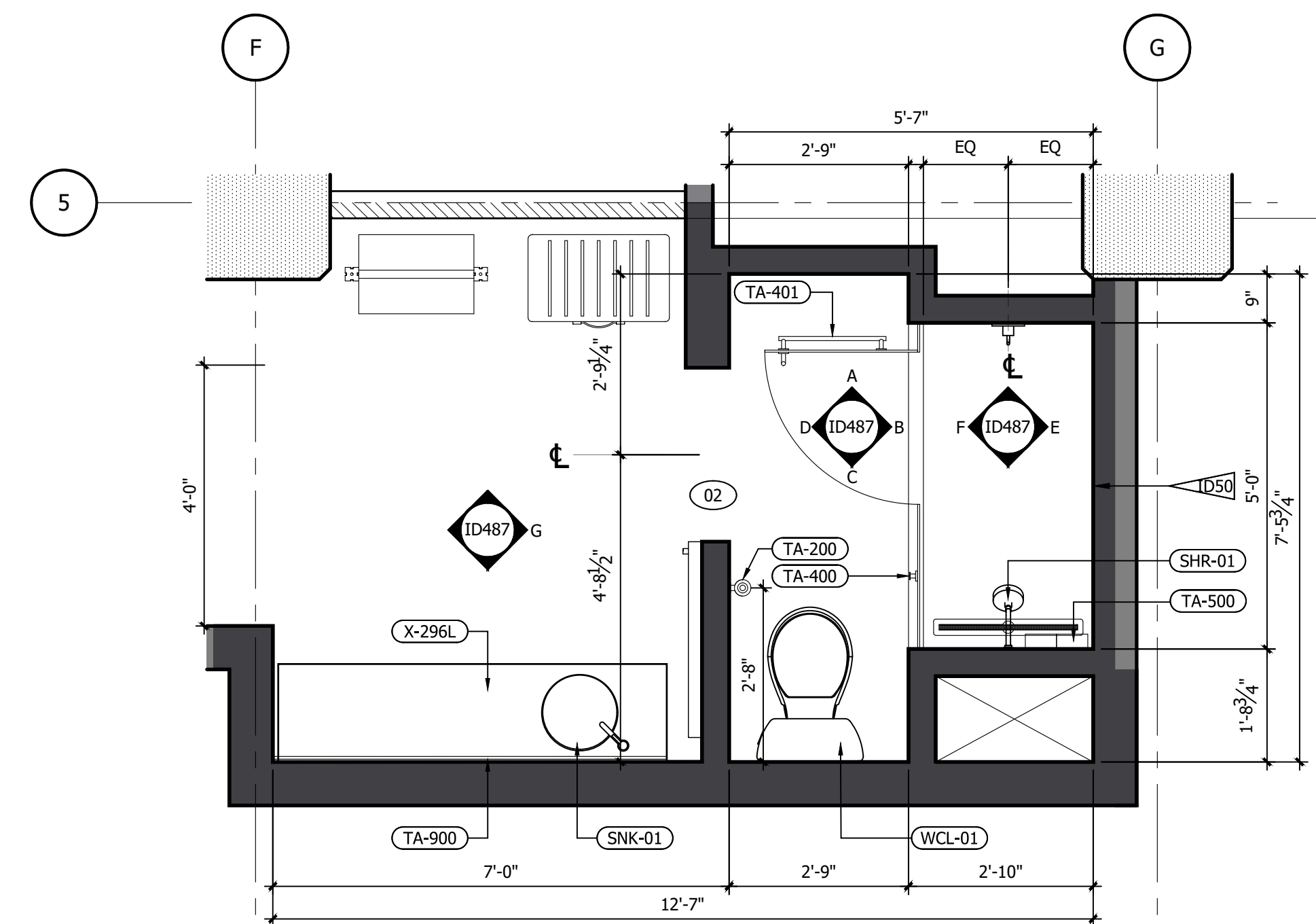
C INTERIOR ELEVATION
1/2" = 1'-0"



B INTERIOR ELEVATION
1/2" = 1'-0"




A INTERIOR ELEVATION
1/2" = 1'-0"



1 RM#15 DOUBLE QUEEN BATHROOM FFE PLAN
1/2" = 1'-0"

REFERENCE NOTES	
A. REFER TO DESIGN STANDARDS, "GUESTROOMS" CHAPTER, FOR MAIN REQUIREMENTS RELATED TO THIS ARCHITECT IS RESPONSIBLE FOR DESIGNING PROJECT IN ACCORDANCE WITH THE ENTIRE DESIGN STANDARDS.	
GENERAL NOTES	
1. WRAP DRAINAGE AND SUPPLY PIPES WITH INSULATING MATERIAL.	
2. G.C. TO PROVIDE BLOCKING AND / OR STRAPPING FOR ALL ITEMS ATTACHED TO WALLS OR MOUNTED TO CEILING ARCHITECT OF RECORD TO REVIEW.	
3. BARN DOOR SHALL BE FACTORY PAINTED.	
CRITERIA NOTES	
CRITERIA NOTES ARE SHOWN CATEGORIZED BY DISCIPLINE AND COULD BE INTERPRETED TO APPLY TO MORE THAN ONE DISCIPLINE. FOR EFFICIENCY, NOTES ARE ONLY SHOWN UNDER ONE PREDOMINANT DISCIPLINE. CONSULTANTS SHOULD FAMILIARIZE THEMSELVES WITH ALL CRITERIA NOTES.	
A0 ARCHITECTURAL	A02 PROVIDE BLOCKING FOR ACCESSORIES INCLUDING (BUT NOT LIMITED TO) GRAB BARS, SHELF AND FOOTREST, TOWEL RACKS, ETC.
ID0 INTERIOR DESIGN	ID50 REFER TO SHEET 571A AND 572A FOR ALTERNATE SHOWER FINISH MATERIALS.
E0 ENGINEERING	E1 GANG OUTLETS AND SWITCHES AT THIS LOCATION @ HEIGHT SHOWN.

NO.	DESCRIPTION	DATE	BY
-	ISSUED FOR DEMOLITION	06/09/17	MV
-	ISSUED TO FRANCHISE	06/09/17	MV
-	ISSUED FOR BID (ID ONLY)	07/21/17	MV
-	ISSUED TO FRANCHISE	08/17/17	MV
-	ISSUED FOR PERMIT	08/04/17	MV
-	FOR FINAL APPROVAL	10/02/17	MV
-	ISSUED FOR PERMIT	11/28/17	MV
-	RE-ISSUED FOR PERMIT	03/07/18	AN
-	REV. DETAILS ON A700.2	06/04/18	AVK
-	RE-90% FRANCHISE COMMENTS	06/04/18	AVK



ARCHITECTURE
URBAN PLANNING
INTERIORS
HOTELS/ HOUSING/ MIXED USE
1800.630.3750
CA-SERVICES
ca@mwtusa.com / 1800.717.5816



WARNING
IT IS A VIOLATION OF THE LAW FOR ANY PERSON, UNLESS ACTING UNDER THE DIRECTION OF THE ARCHITECT TO ALTER OR REPRODUCE THESE DRAWINGS IN ANY WAY.

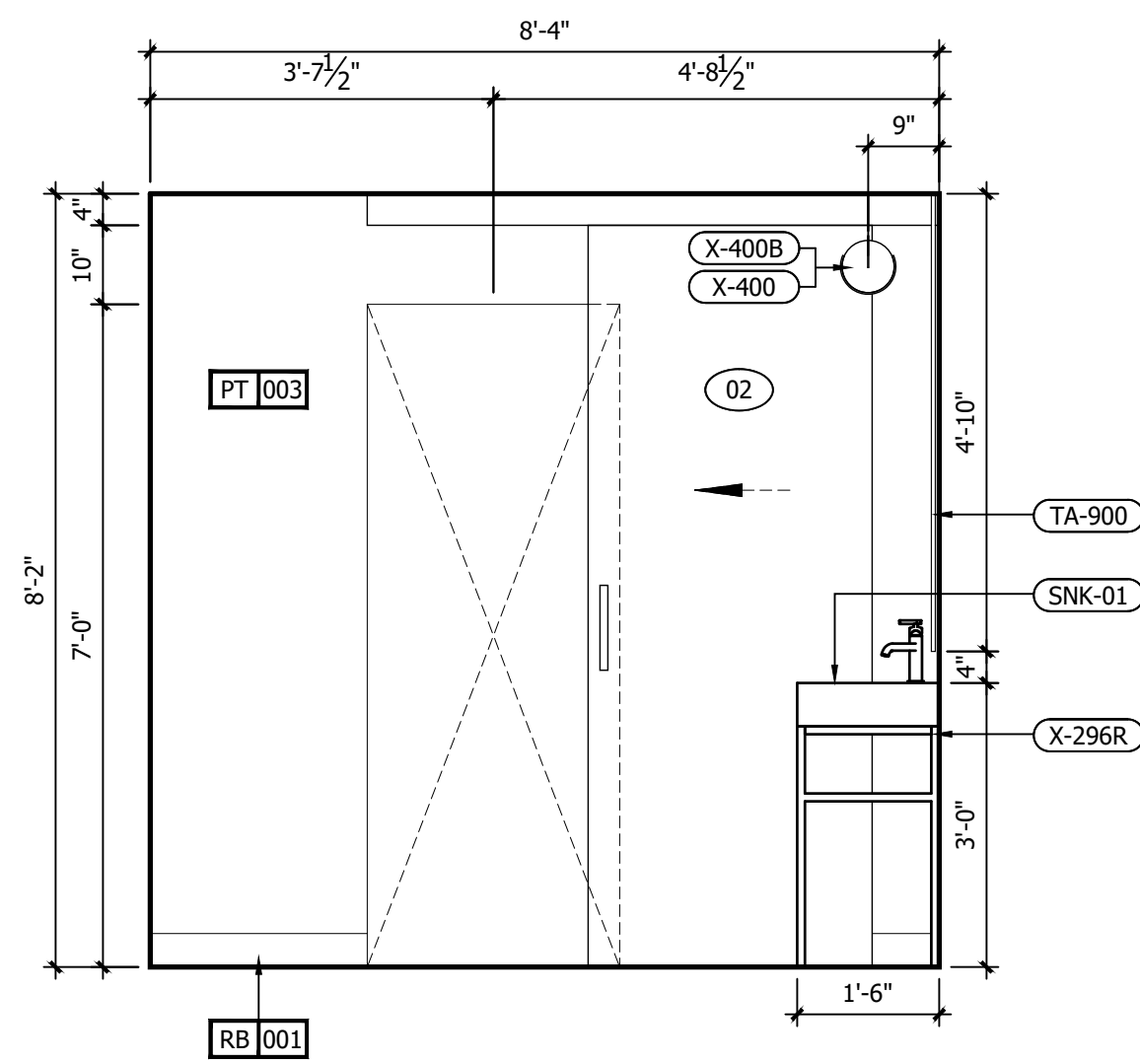
ALOFT
MEMPHIS
DOWNTOWN
63 NORTH B.B. KING BLVD.
MEMPHIS, TENNESSEE 38103

PROJECT NO.: 16 006
DATE: 04-12-2019
DRAWN BY: EW/RW
CHKD. BY: MWT

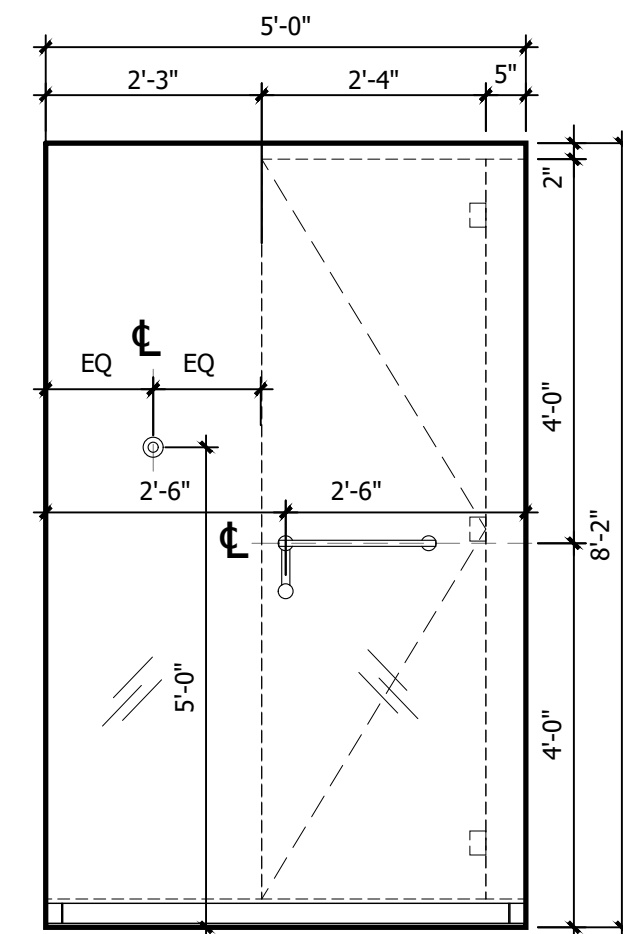
ENL. BATHROOM
RM#16 DBL QUEEN
PLANS & DETAILS

SHEET ID487

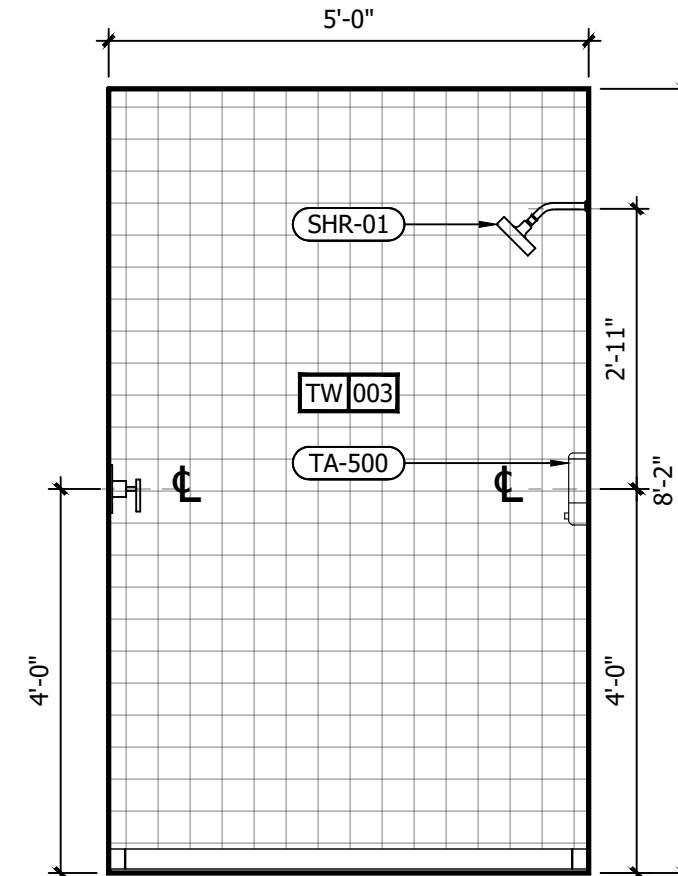
IMPORTANT NOTICE TO ALL CONTRACTORS AND OR SUBCONTRACTORS: (COMPLETE BUILDING SYSTEMS AND OR INSTALLATIONS)
IF AWARDED A CONTRACT OR ANY PORTION OF WORK NEEDED TO COMPLETE THIS PROJECT YOU ARE AGREEING TO THE FOLLOWING TERMS:
1. YOU ARE A QUALIFIED CONTRACTOR AND OR SUBCONTRACTOR SPECIFICALLY IN PROVIDING A COMPLETE TURNKEY SERVICE IN YOUR TRADE OR PROFESSION FOR THE TYPE OF WORK AND SCOPE FOR THIS PROJECT.
2. YOU AGREE TO PROVIDE A COMPLETE DESIGN BUILD SOLUTION BASED ON THE ARCHITECT'S INTENDED DESIGN FOR THIS PROJECT.
3. YOUR BID INCLUDED ALL THE STEPS, PROCESSES, MATERIALS, PRODUCTS, GOVERNING PERMITS AND APPROVALS NECESSARY TO PROVIDE A COMPLETED AND WARRANTED SYSTEM OR INSTALLATION THAT DOES NOT REQUIRE ANOTHER CONTRACTOR OR PRODUCT TO COMPLETE YOUR SCOPE OF WORK.
4. YOUR BID MUST HAVE INCLUDED ANY DESIGN INFORMATION REFERENCED WITHIN ANY CIVIL, ARCHITECTURAL, STRUCTURAL, MECHANICAL, ELECTRICAL AND OR PLUMBING DRAWINGS. ALSO NOTE THESE DRAWINGS ARE SCHEMATIC AND ARE INTENDED TO SHOW ONLY BASIC CONCEPTS AND GENERAL INFORMATION THE COMPLETION OF YOUR WORK MAY INCLUDE OTHER STEPS, PROCESSES, MATERIALS, PRODUCTS, LABOR, GOVERNING PERMITS AND OR APPROVALS NECESSARY TO PROVIDE A COMPLETE SYSTEM INSTALLATION WHETHER SUGGESTED ON THE DRAWINGS OR NOT.
5. AS AN EXAMPLE: ITEMS AND OR TASKS LIKE: FIRE CALLS, DRAFT STOPS, FASTENERS, ANCHORS, EMBEDMENTS, DUMPSTERS, DEBRIS CLEAN UP, ETC. ARE YOUR RESPONSIBILITY. ANY WORK NOT COMPLETED IN A TIMELY MANNER, OR INCOMPLETE WORK WILL BE BILLED BACK TO THE CONTRACTOR AND OR SUBCONTRACTOR, AT THE OWNERS' DISCRETION.



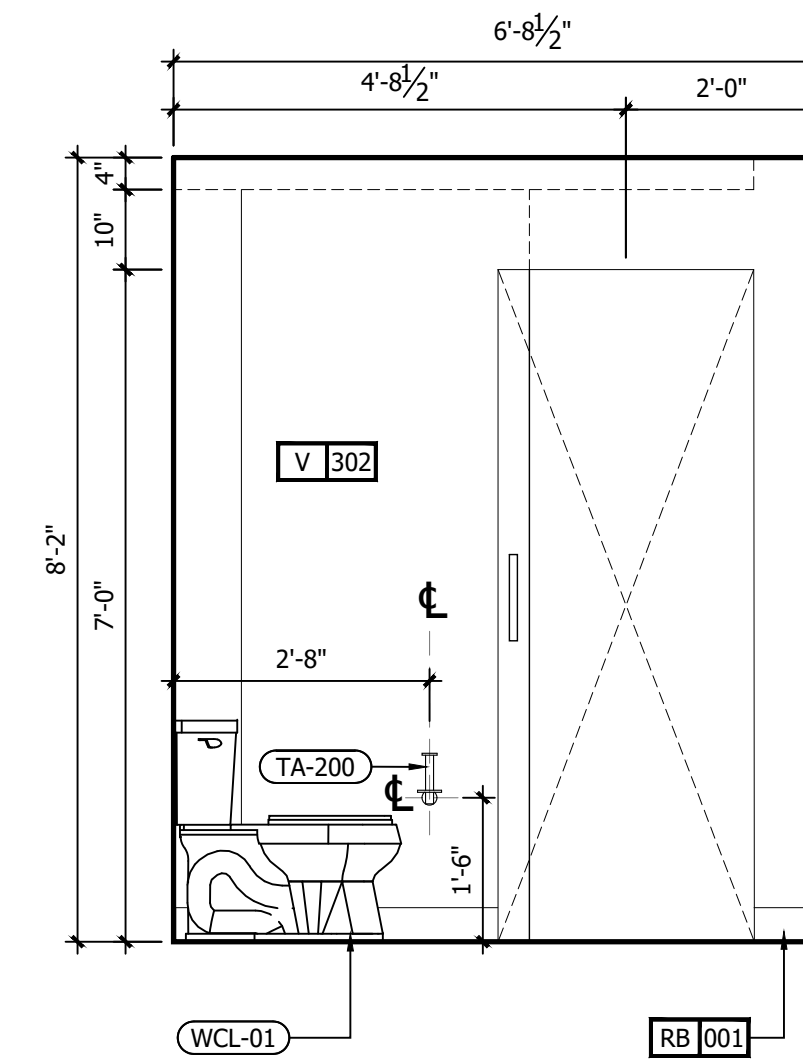
G INTERIOR ELEVATION
1/2" = 1'-0"



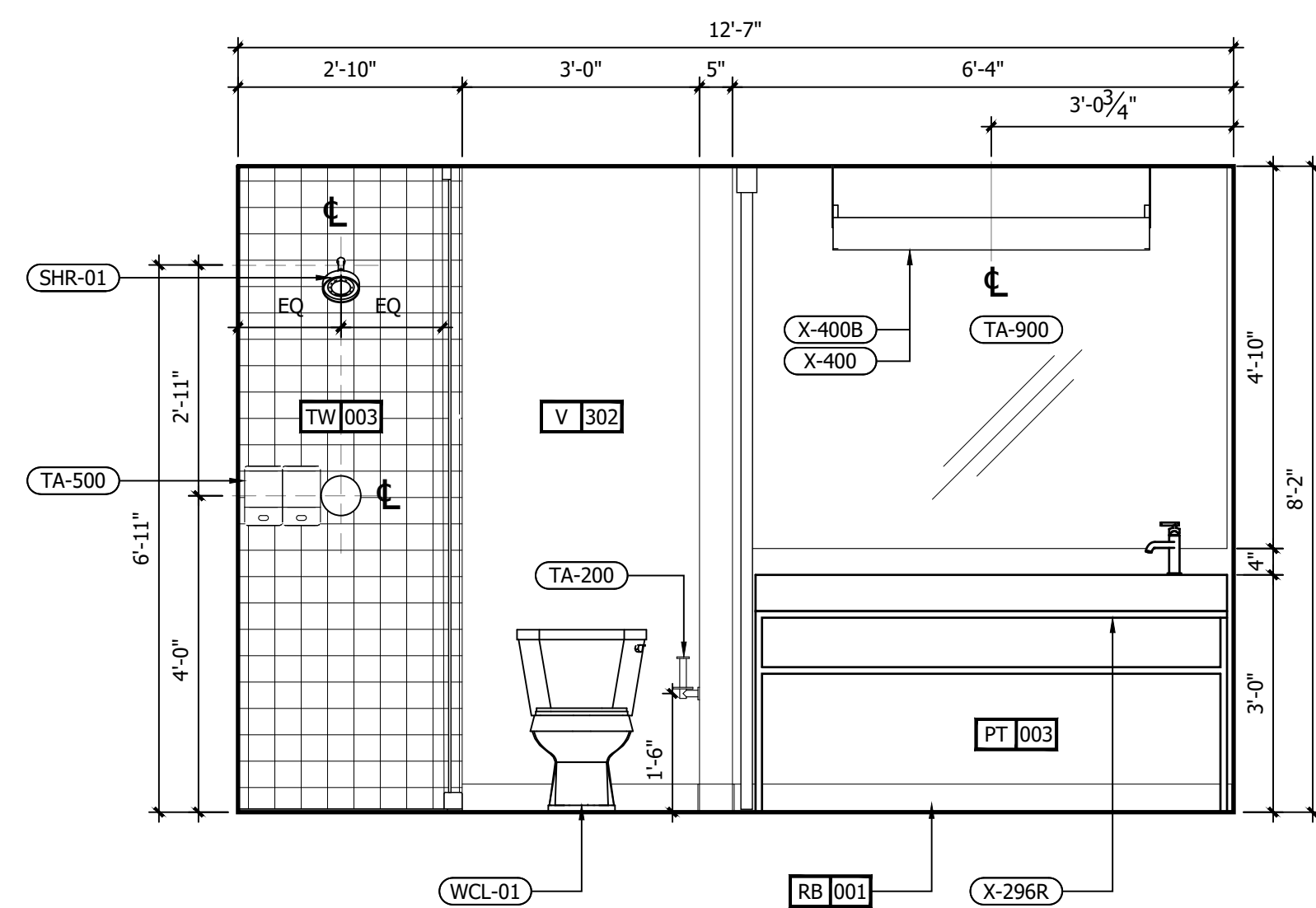
F INTERIOR ELEVATION
1/2" = 1'-0"



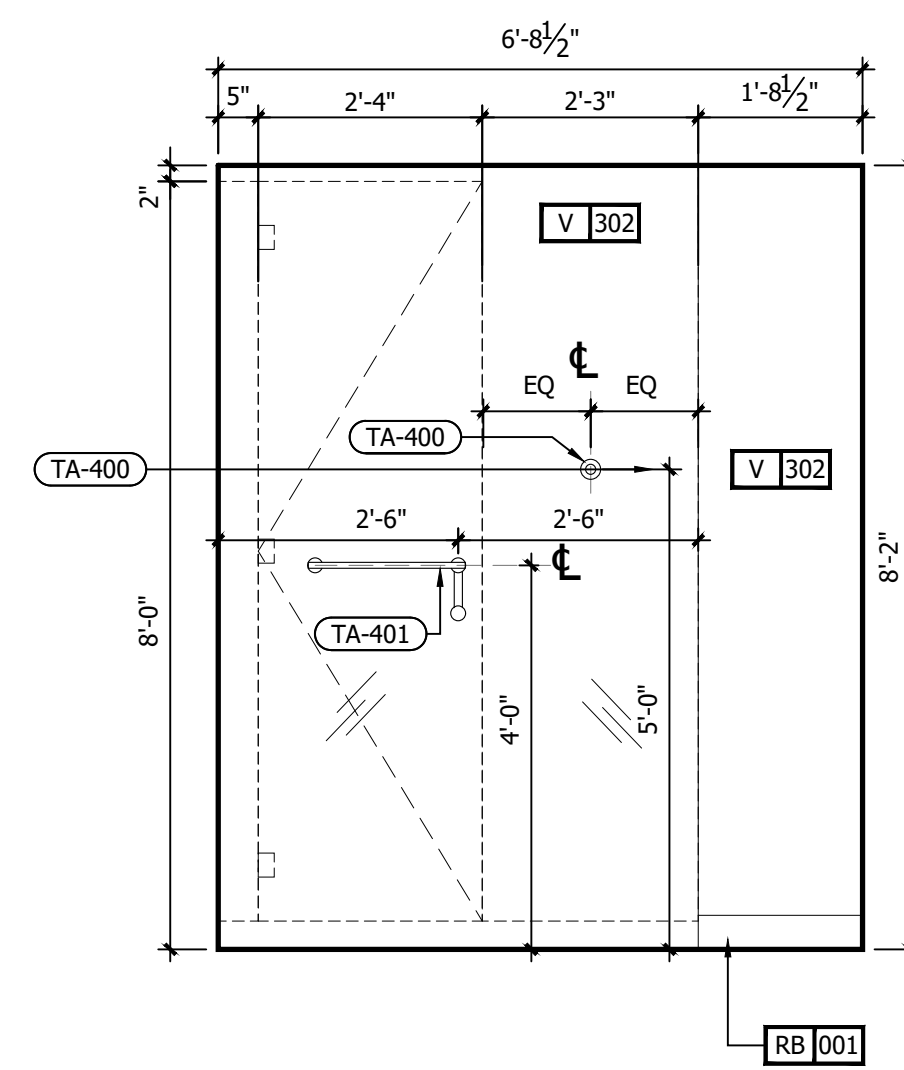
E INTERIOR ELEVATION
1/2" = 1'-0"



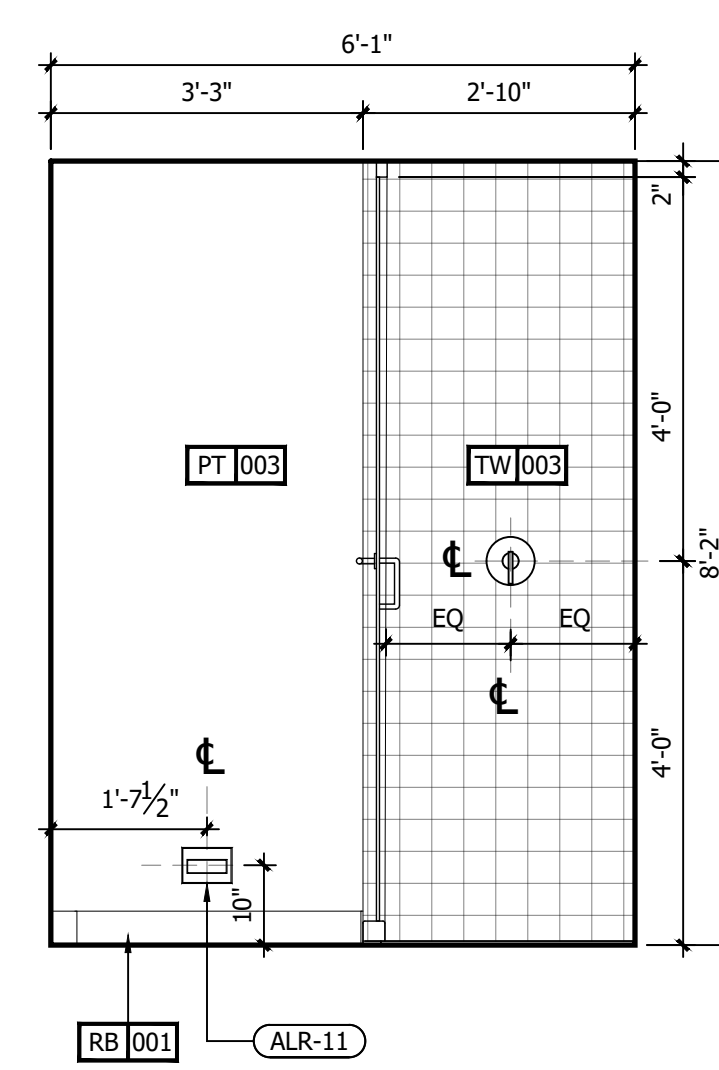
D INTERIOR ELEVATION
1/2" = 1'-0"



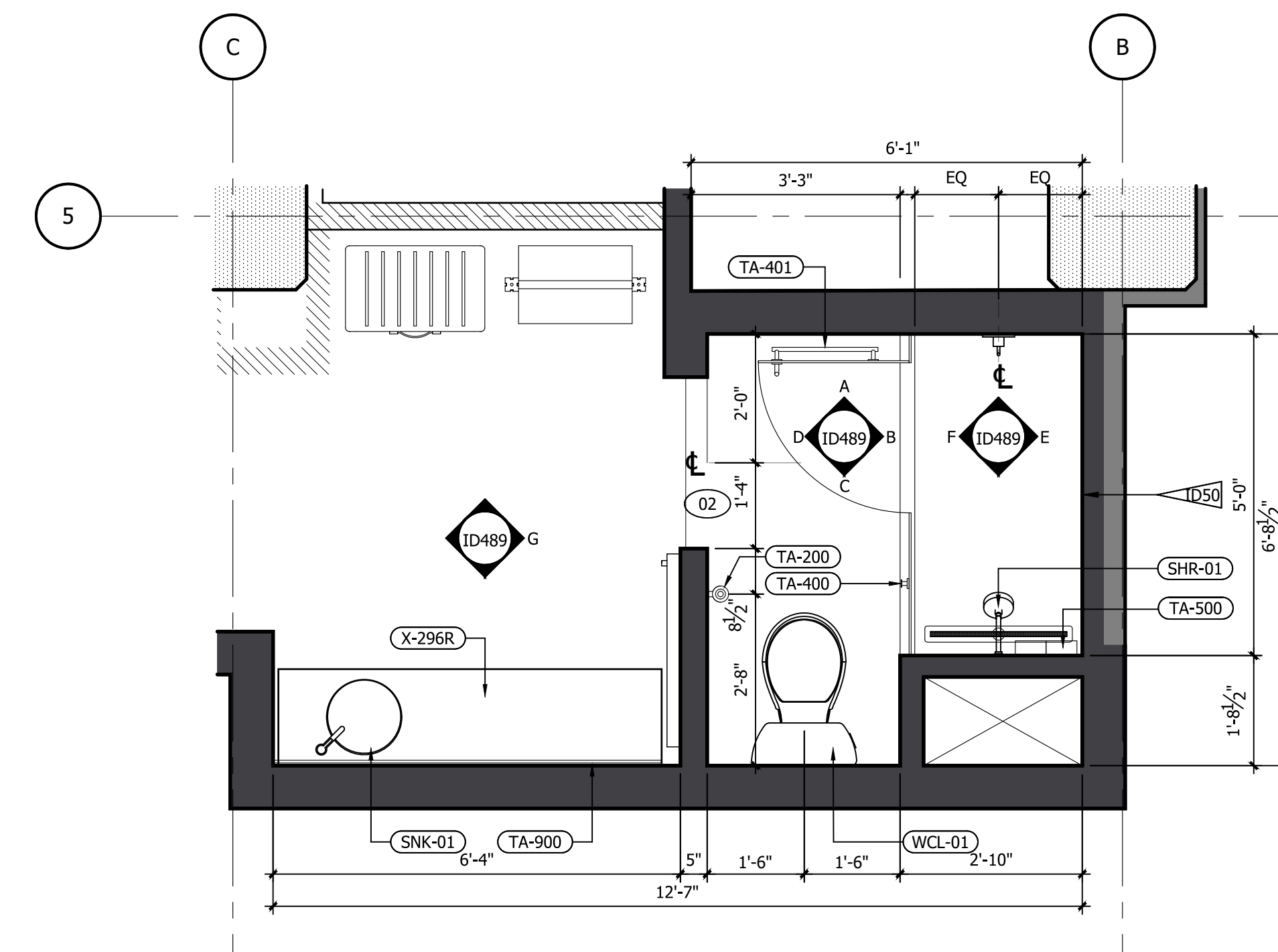
C INTERIOR ELEVATION
1/2" = 1'-0"



B INTERIOR ELEVATION
1/2" = 1'-0"



A INTERIOR ELEVATION
1/2" = 1'-0"



1 RM#19 DOUBLE QUEEN BATHROOM FFE PLAN
1/2" = 1'-0"

REFERENCE NOTES	
A. REFER TO DESIGN STANDARDS, "GUESTROOMS" CHAPTER, FOR MAIN REQUIREMENTS RELATED TO THIS ARCHITECT IS RESPONSIBLE FOR DESIGNING PROJECT IN ACCORDANCE WITH THE ENTIRE DESIGN STANDARDS.	
GENERAL NOTES	
1. WRAP DRAINAGE AND SUPPLY PIPES WITH INSULATING MATERIAL.	
2. G.C. TO PROVIDE BLOCKING AND / OR STRAPPING FOR ALL ITEMS ATTACHED TO WALLS OR MOUNTED TO CEILING ARCHITECT OF RECORD TO REVIEW.	
3. BARN DOOR SHALL BE FACTORY PAINTED.	
CRITERIA NOTES	
CRITERIA NOTES ARE SHOWN CATEGORIZED BY DISCIPLINE AND COULD BE INTERPRETED TO APPLY TO MORE THAN ONE DISCIPLINE. FOR EFFICIENCY, NOTES ARE ONLY SHOWN UNDER ONE PREDOMINANT DISCIPLINE. CONSULTANTS SHOULD FAMILIARIZE THEMSELVES WITH ALL CRITERIA NOTES.	
A0 ARCHITECTURAL	A92 PROVIDE BLOCKING FOR ACCESSORIES INCLUDING (BUT NOT LIMITED TO) GRAB BARS, SHELF AND FOOTREST, TOWEL RACKS, ETC.
ID0 INTERIOR DESIGN	ID50 REFER TO SHEET 571A AND 572A FOR ALTERNATE SHOWER FINISH MATERIALS.
E0 ENGINEERING	E1 GANG OUTLETS AND SWITCHES AT THIS LOCATION @ HEIGHT SHOWN.

NO.	DESCRIPTION	DATE	BY
-	ISSUED FOR DEMOLITION	06/09/17	MV
-	ISSUED FOR FRANCHISE	06/09/17	MV
-	ISSUED FOR BID (ID ONLY)	07/21/17	MV
-	ISSUED TO FRANCHISE	08/17/17	MV
-	ISSUED FOR PERMIT	08/04/17	MV
-	FOR FINAL APPROVAL	10/02/17	MV
-	ISSUED FOR PERMIT	11/28/17	MV
-	RE-ISSUED FOR PERMIT	03/07/18	AN
-	REV. DETAILS ON A700.2	06/04/18	AVK
-	RE-90% FRANCHISE COMMENTS	06/04/18	AVK



ARCHITECTURE
URBAN PLANNING
INTERIORS
HOTELS/ HOUSING/ MIXED USE
1800.630.3750
CA-SERVICES
ca@mwtusa.com / 1800.717.5816



WARNING
IT IS A VIOLATION OF THE LAW FOR ANY PERSON, UNLESS ACTING UNDER THE DIRECTION OF THE ARCHITECT TO ALTER OR REPRODUCE THESE DRAWINGS IN ANY WAY.

**ALOFT
MEMPHIS
DOWNTOWN**

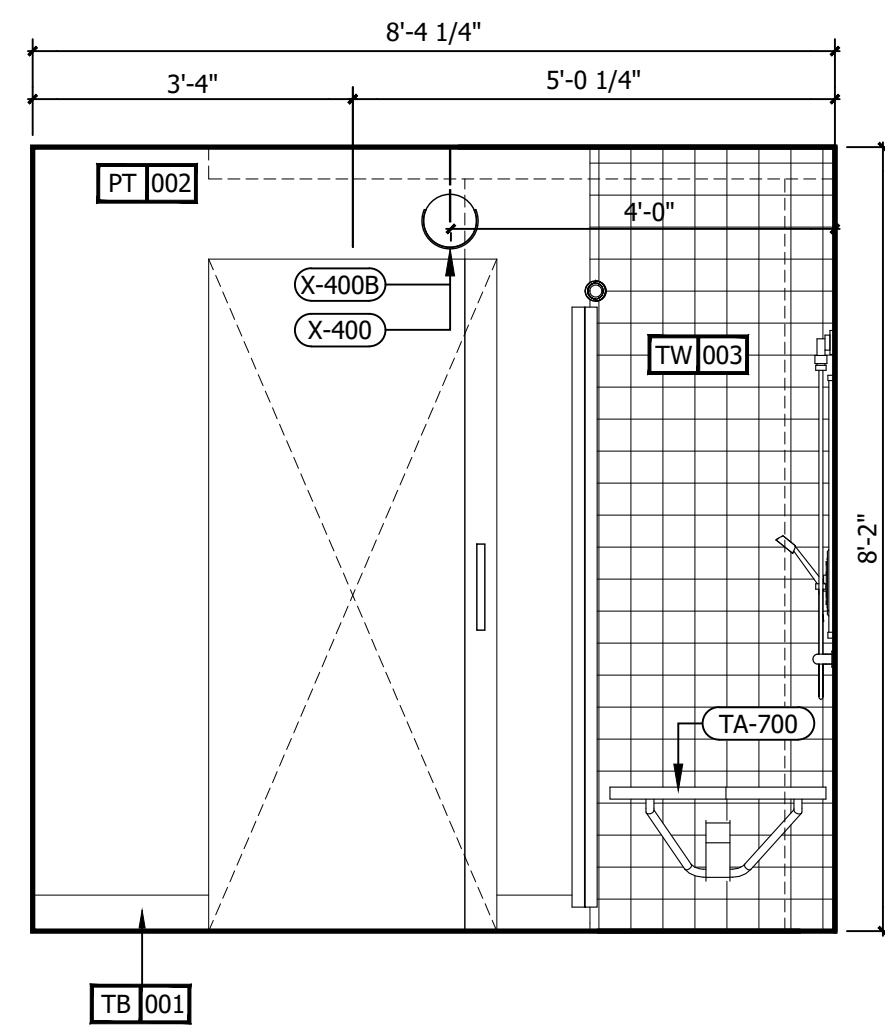
63 NORTH B.B. KING BLVD.
MEMPHIS, TENNESSEE 38103

PROJECT NO.: 16 006
DATE: 04-12-2019
DRAWN BY: EW/RW
CHKD. BY: MWT

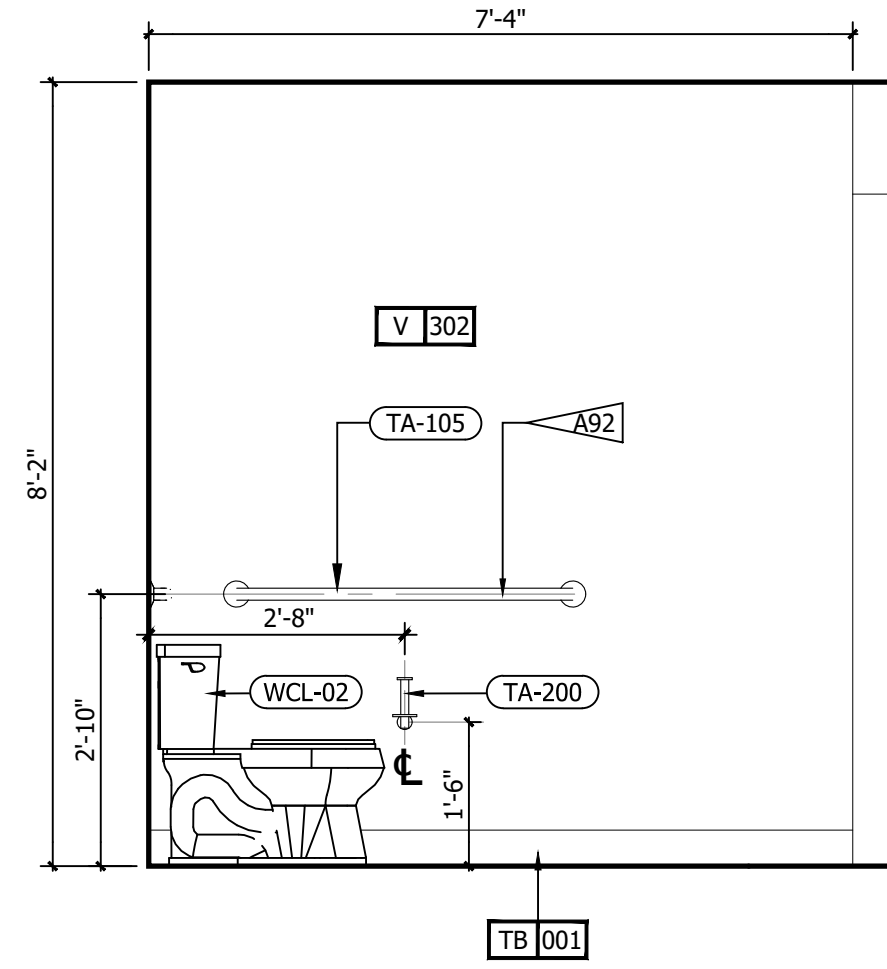
**ENL. BATHROOM
RM#19 DBL QUEEN
PLANS & DETAILS**

SHEET ID489

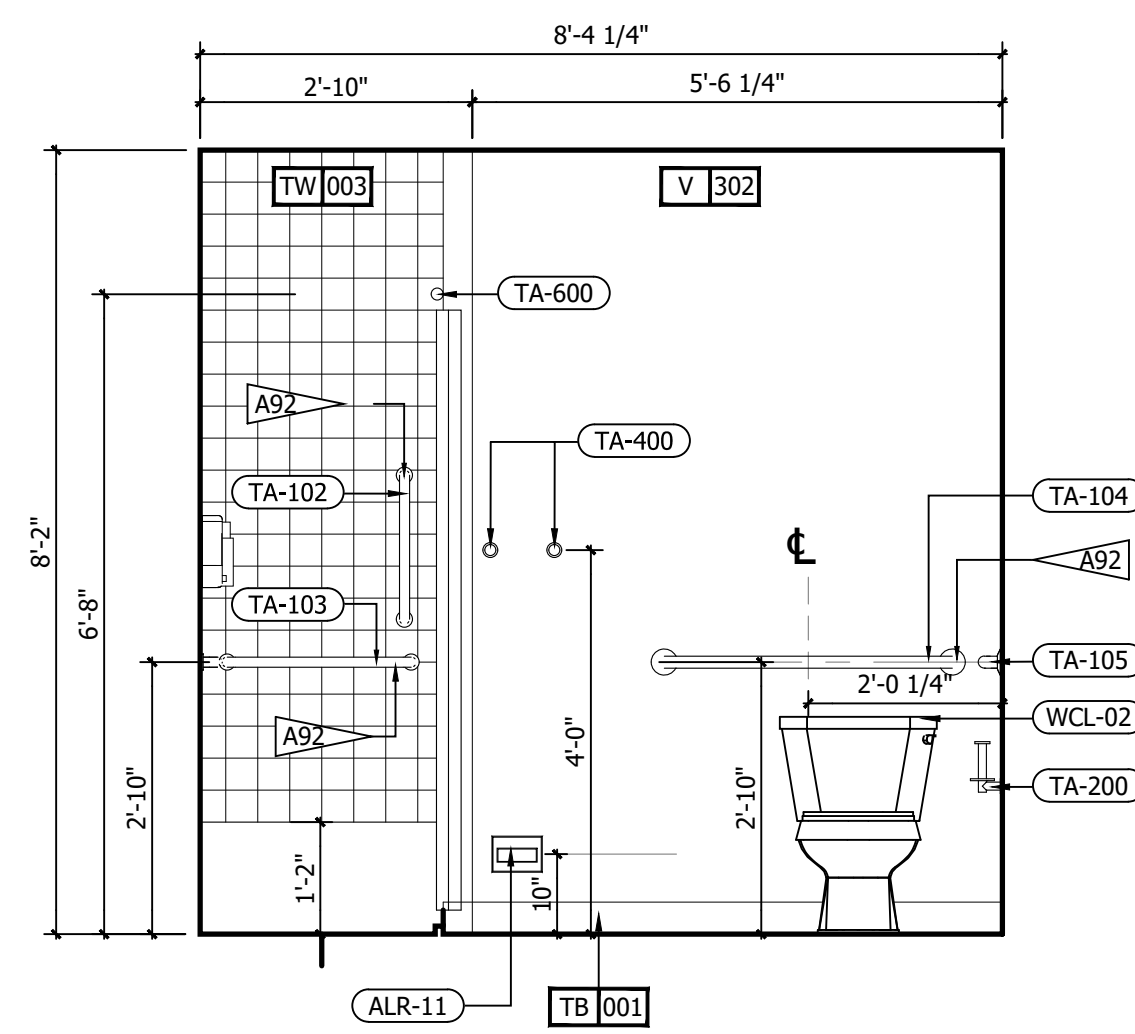
IMPORTANT NOTICE TO ALL CONTRACTORS AND OR SUBCONTRACTORS: (COMPLETE BUILDING SYSTEMS AND OR INSTALLATIONS)
IF AWARDED A CONTRACT OR ANY PORTION OF WORK NEEDED TO COMPLETE THIS PROJECT YOU ARE AGREEING TO THE FOLLOWING TERMS:
1. YOU ARE A QUALIFIED CONTRACTOR AND OR SUBCONTRACTOR SPECIFICALLY IN PROVIDING A COMPLETE TURNKEY SERVICE IN YOUR TRADE OR PROFESSION FOR THE TYPE OF WORK AND SCOPE FOR THIS PROJECT.
2. YOU AGREE TO PROVIDE A COMPLETE DESIGN BUILD SOLUTION BASED ON THE ARCHITECT'S INTENDED DESIGN FOR THIS PROJECT.
3. YOUR BID INCLUDED ALL THE STEPS, PROCESSES, MATERIALS, PRODUCTS, GOVERNING PERMITS AND APPROVALS NECESSARY TO PROVIDE A COMPLETED AND WARRANTED SYSTEM OR INSTALLATION THAT DOES NOT REQUIRE ANOTHER CONTRACTOR OR PRODUCT TO COMPLETE YOUR SCOPE OF WORK.
4. YOUR BID MUST HAVE INCLUDED ANY DESIGN INFORMATION REFERENCED WITHIN ANY CIVIL, ARCHITECTURAL, STRUCTURAL, MECHANICAL, ELECTRICAL AND OR PLUMBING DRAWINGS, ALSO NOTE THESE DRAWINGS ARE SCHEMATIC AND ARE INTENDED TO SHOW ONLY BASIC CONCEPTS AND GENERAL INFORMATION THE COMPLETION OF YOUR WORK MAY INCLUDE OTHER STEPS, PROCESSES, MATERIALS, PRODUCTS, LABOR, GOVERNING PERMITS AND OR APPROVALS NECESSARY TO PROVIDE A COMPLETE SYSTEM INSTALLATION WHETHER SUGGESTED ON THE DRAWINGS OR NOT.
5. AS AN EXAMPLE: ITEMS AND OR TASKS LIKE: FIRE CALLS, DRAFT STOPS, FASTENERS, ANCHORS, EMBEDMENTS, DUMPSTERS, DEBRIS CLEAN UP, ETC. ARE YOUR RESPONSIBILITY. ANY WORK NOT COMPLETED IN A TIMELY MANNER, OR INCOMPLETE WORK WILL BE BILLED BACK TO THE CONTRACTOR AND OR SUBCONTRACTOR, AT THE OWNERS' DISCRETION.



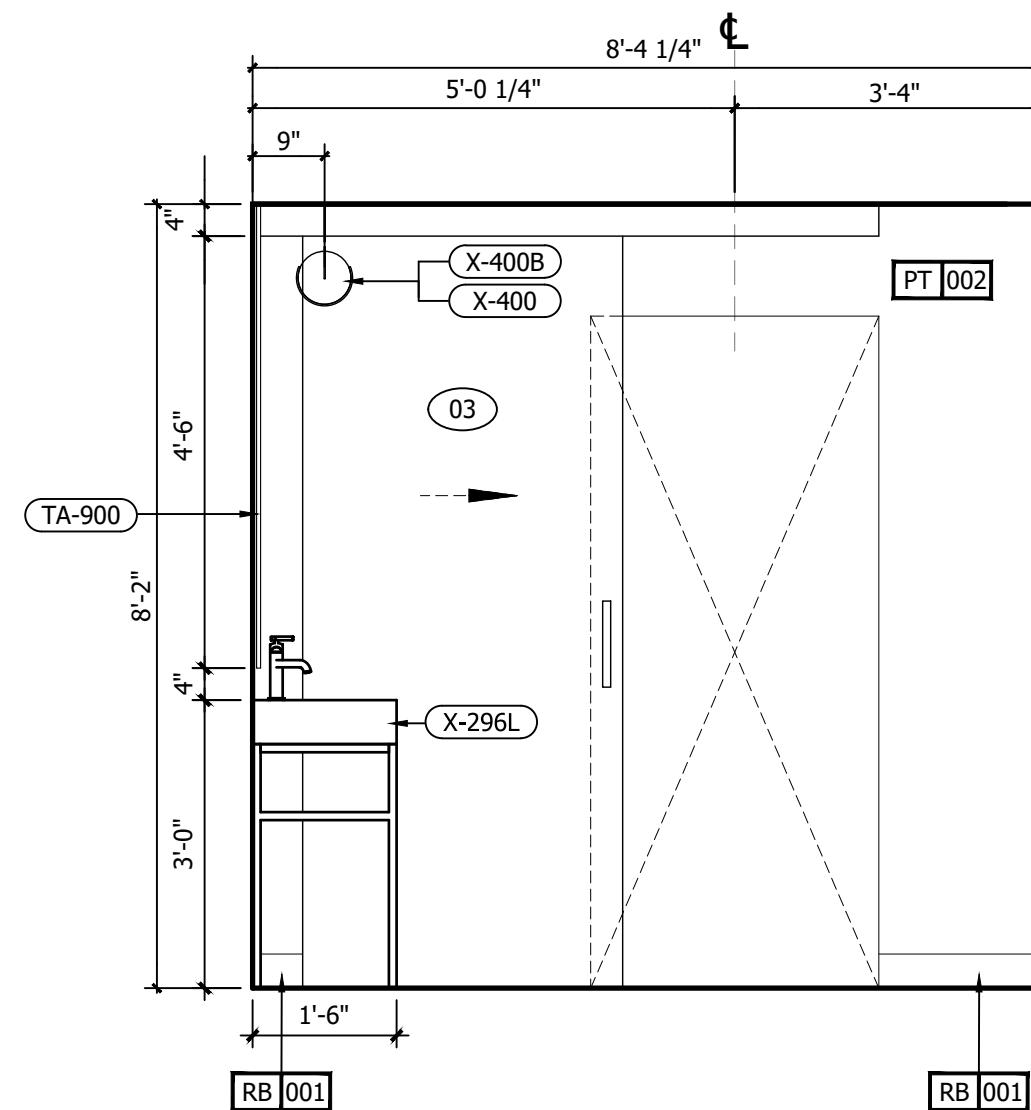
E INTERIOR ELEVATION
1/2" = 1'-0"



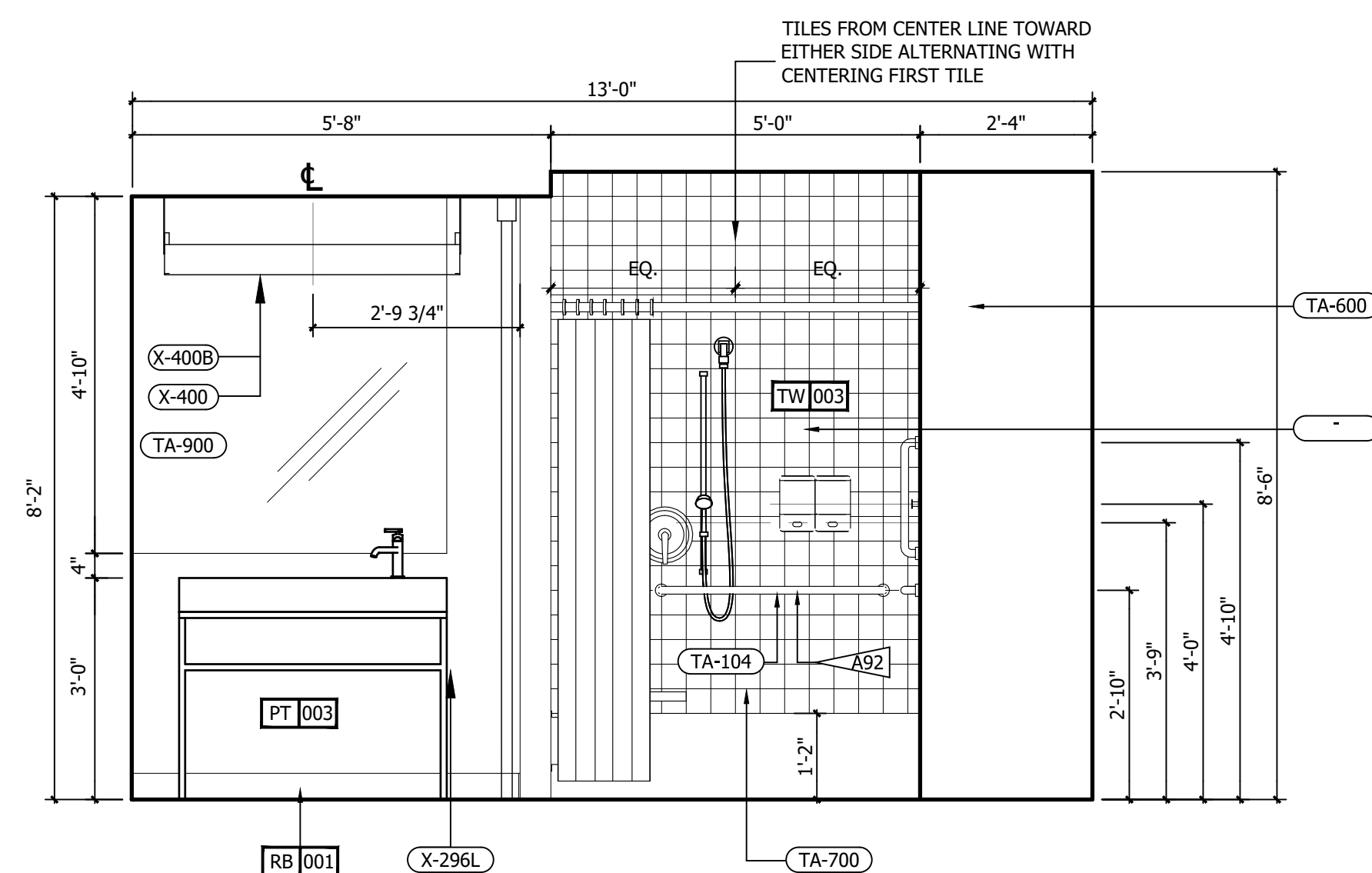
D INTERIOR ELEVATION
1/2" = 1'-0"



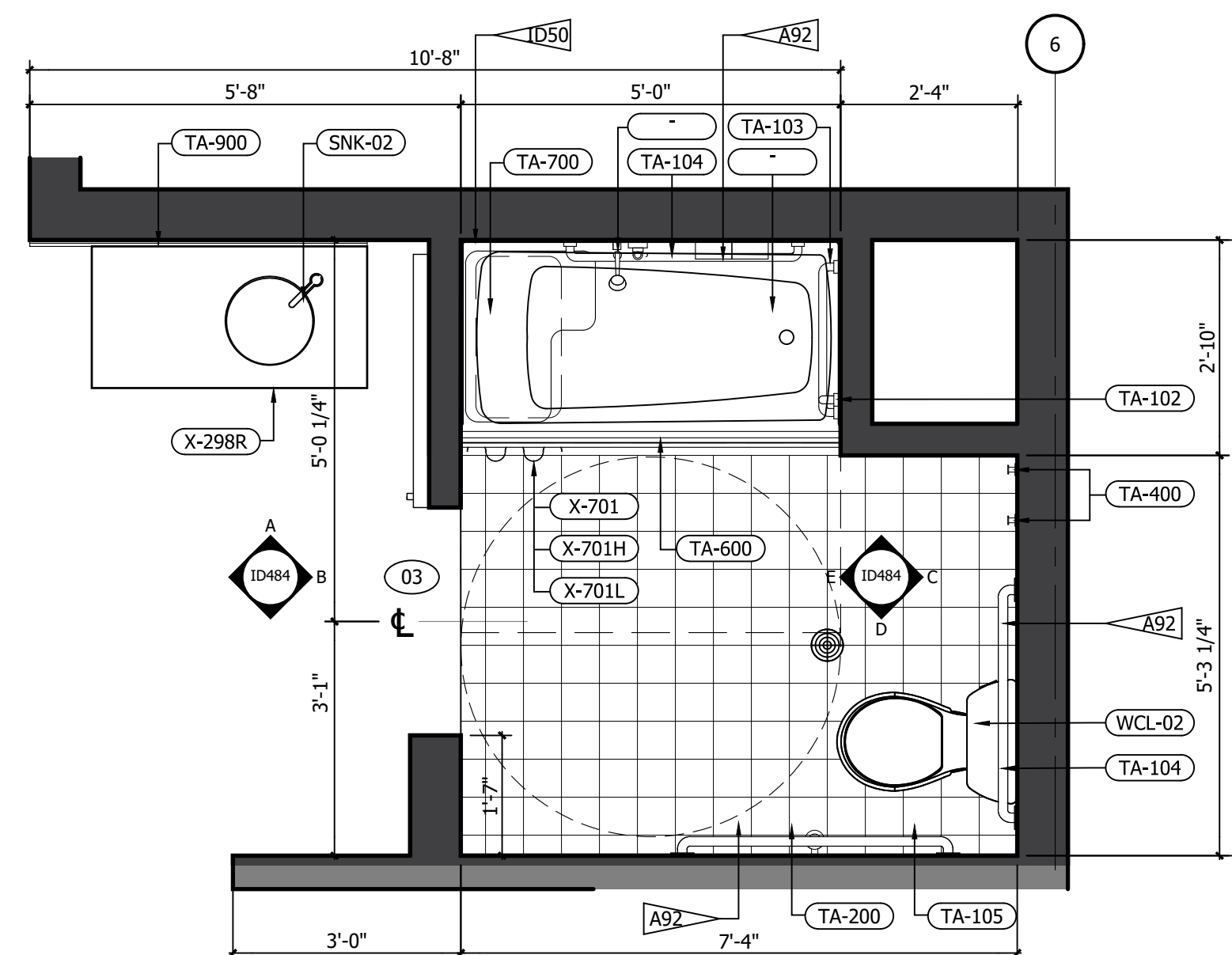
C INTERIOR ELEVATION
1/2" = 1'-0"



B INTERIOR ELEVATION
1/2" = 1'-0"




A INTERIOR ELEVATION
1/2" = 1'-0"



1 RM#4 KING ADA BATHROOM FFE PLAN
1/2" = 1'-0"

REFERENCE NOTES	
A. REFER TO DESIGN STANDARDS, "GUESTROOMS" CHAPTER, FOR MAIN REQUIREMENTS RELATED TO THIS ARCHITECT IS RESPONSIBLE FOR DESIGNING PROJECT IN ACCORDANCE WITH THE ENTIRE DESIGN STANDARDS.	
GENERAL NOTES	
1. WRAP DRAINAGE AND SUPPLY PIPES WITH INSULATING MATERIAL.	
2. G.C. TO PROVIDE BLOCKING AND / OR STRAPPING FOR ALL ITEMS ATTACHED TO WALLS OR MOUNTED TO CEILING ARCHITECT OF RECORD TO REVIEW.	
3. BARN DOOR SHALL BE FACTORY PAINTED.	
CRITERIA NOTES	
CRITERIA NOTES ARE SHOWN CATEGORIZED BY DISCIPLINE AND COULD BE INTERPRETED TO APPLY TO MORE THAN ONE DISCIPLINE. FOR EFFICIENCY, NOTES ARE ONLY SHOWN UNDER ONE PREDOMINANT DISCIPLINE. CONSULTANTS SHOULD FAMILIARIZE THEMSELVES WITH ALL CRITERIA NOTES.	
A0 ARCHITECTURAL	A92 PROVIDE BLOCKING FOR ACCESSORIES INCLUDING (BUT NOT LIMITED TO) GRAB BARS, SHELF AND FOOTREST, TOWEL RACKS, ETC.
ID0 INTERIOR DESIGN	ID50 REFER TO SHEET 571A AND 572A FOR ALTERNATE SHOWER FINISH MATERIALS.
E0 ENGINEERING	E1 GANG OUTLETS AND SWITCHES AT THIS LOCATION @ HEIGHT SHOWN.

NO.	DESCRIPTION	DATE	BY
-	ISSUED FOR DEMOLITION	06/08/17	MV
-	ISSUED TO FRANCHISE	06/09/17	MV
-	ISSUED FOR BID (ID ONLY)	07/21/17	MV
-	ISSUED TO FRANCHISE	08/17/17	MV
-	ISSUED FOR PERMIT	08/04/17	MV
-	FOR FINAL APPROVAL	10/02/17	MV
-	ISSUED FOR PERMIT	11/28/17	MV
-	RE-ISSUED FOR PERMIT	03/07/18	AN
-	REV. DETAILS ON A700.2	06/04/18	AVK
-	RE-90% FRANCHISE COMMENTS	06/04/18	AVK



ARCHITECTURE
URBAN PLANNING
INTERIORS
HOTELS/ HOUSING/ MIXED USE
1800.630.3750
CA-SERVICES
ca@mwtusa.com / 1800.717.5816



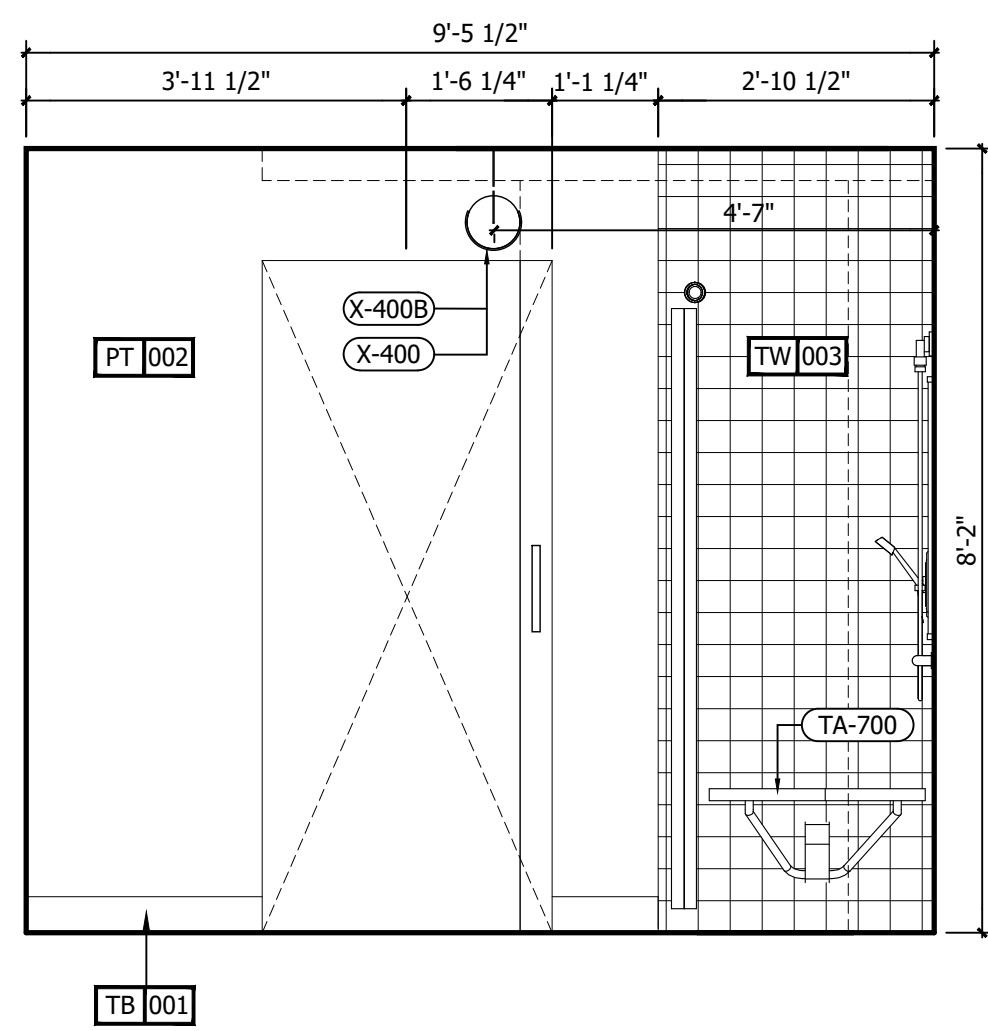
WARNING
IT IS A VIOLATION OF THE LAW FOR ANY PERSON, UNLESS ACTING UNDER THE DIRECTION OF THE ARCHITECT TO ALTER OR REPRODUCE THESE DRAWINGS IN ANY WAY.

ALOFT MEMPHIS DOWNTOWN
63 NORTH B.B. KING BLVD.
MEMPHIS, TENNESSEE 38103

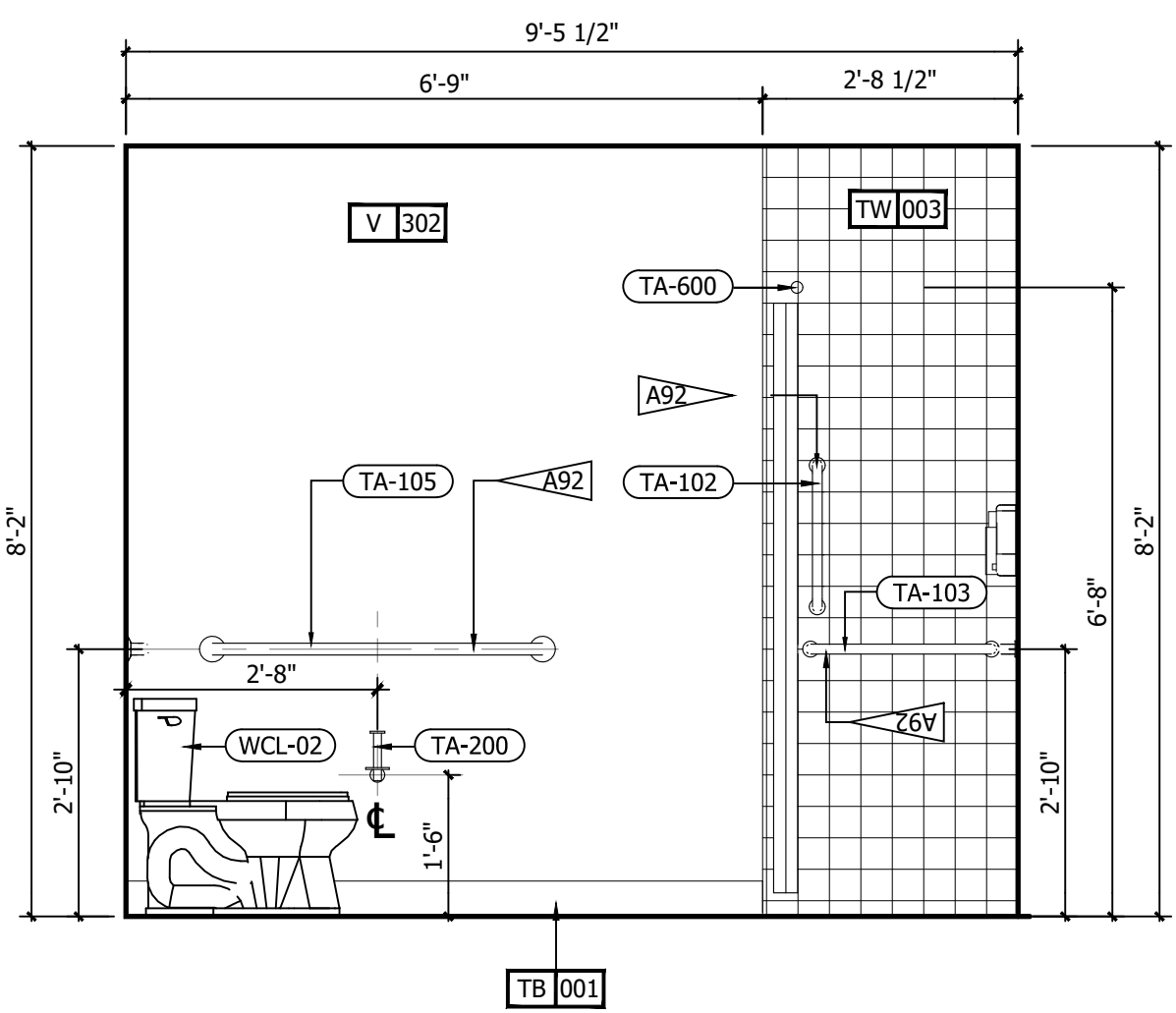
PROJECT NO.: 16 006
DATE: 04-12-2019
DRAWN BY: EFR/W
CHKD. BY: MWT

ENL. BATHROOM RM#4 KING ADA PLANS & DETAILS
SHEET ID484

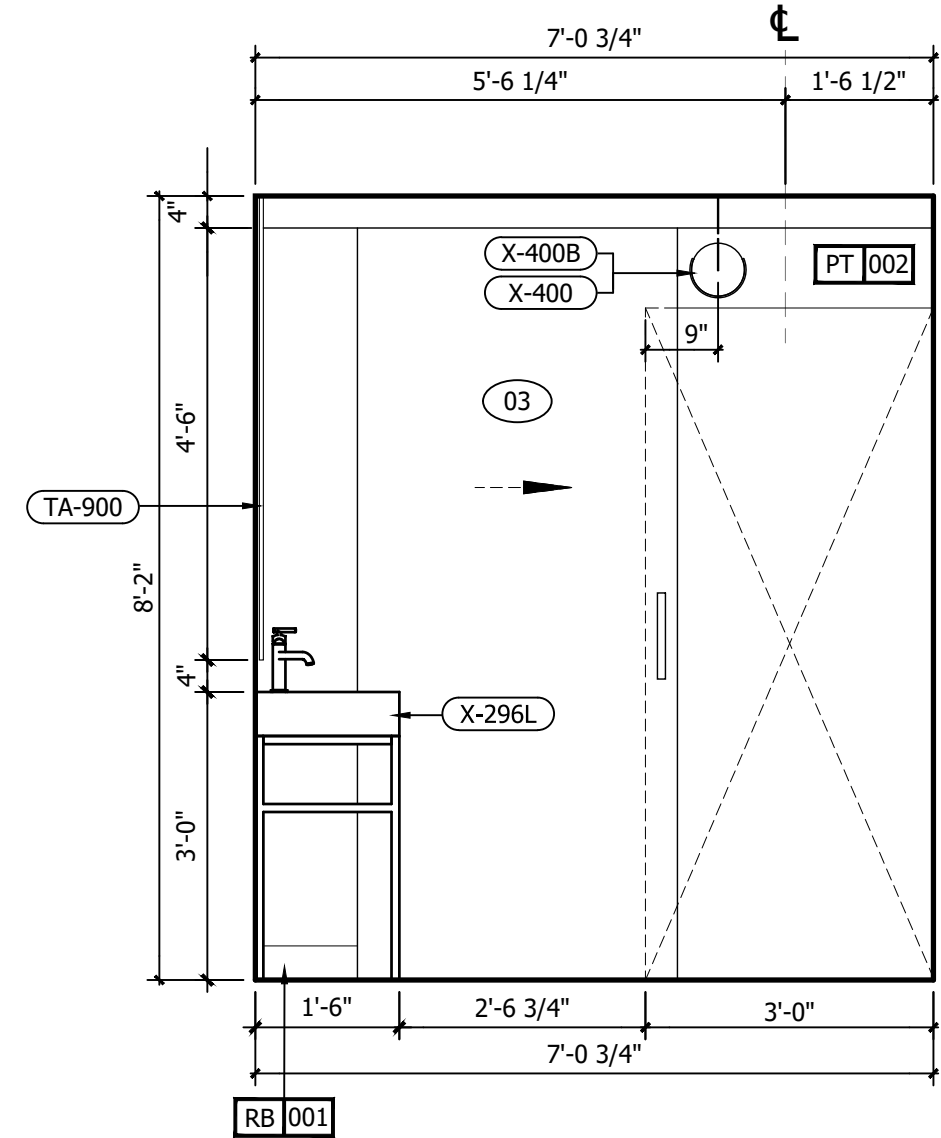
IMPORTANT NOTICE TO ALL CONTRACTORS AND OR SUBCONTRACTORS: (COMPLETE BUILDING SYSTEMS AND OR INSTALLATIONS)
IF AWARDED A CONTRACT OR ANY PORTION OF WORK NEEDED TO COMPLETE THIS PROJECT YOU ARE AGREEING TO THE FOLLOWING TERMS:
1. YOU ARE A QUALIFIED CONTRACTOR AND OR SUBCONTRACTOR SPECIFICALLY IN PROVIDING A COMPLETE TURNKEY SERVICE IN YOUR TRADE OR PROFESSION FOR THE TYPE OF WORK AND SCOPE FOR THIS PROJECT.
2. YOU AGREE TO PROVIDE A COMPLETE DESIGN BUILD SOLUTION BASED ON THE ARCHITECTS INTENDED DESIGN FOR THIS PROJECT.
3. YOUR BID INCLUDED ALL THE STEPS, PROCESSES, MATERIALS, PRODUCTS, GOVERNING PERMITS AND APPROVALS NECESSARY TO PROVIDE A COMPLETED AND WARRANTED SYSTEM OR INSTALLATION THAT DOES NOT REQUIRE ANOTHER CONTRACTOR OR PRODUCT TO COMPLETE YOUR SCOPE OF WORK.
4. YOUR BID MUST HAVE INCLUDED ANY DESIGN INFORMATION REFERENCED WITHIN ANY CIVIL, ARCHITECTURAL, STRUCTURAL, MECHANICAL, ELECTRICAL AND OR PLUMBING DRAWINGS. ALSO NOTE THESE DRAWINGS ARE SCHEMATIC AND ARE INTENDED TO SHOW ONLY BASIC CONCEPTS AND GENERAL INFORMATION THE COMPLETION OF YOUR WORK MAY INCLUDE OTHER STEPS, PROCESSES, MATERIALS, PRODUCTS, LABOR, GOVERNING PERMITS AND OR APPROVALS NECESSARY TO PROVIDE A COMPLETE SYSTEM INSTALLATION WHETHER SUGGESTED ON THE DRAWINGS OR NOT.
5. AS AN EXAMPLE: ITEMS AND OR TASKS LIKE: FIRE CALLS, DRAFT STOPS, FASTENERS, ANCHORS, EMBEDMENTS, DUMPSTERS, DEBRIS CLEAN UP, ETC. ARE YOUR RESPONSIBILITY. ANY WORK NOT COMPLETED IN A TIMELY MANNER, OR INCOMPLETE WORK WILL BE BILLED BACK TO THE CONTRACTOR AND OR SUBCONTRACTOR, AT THE OWNERS' DISCRETION.



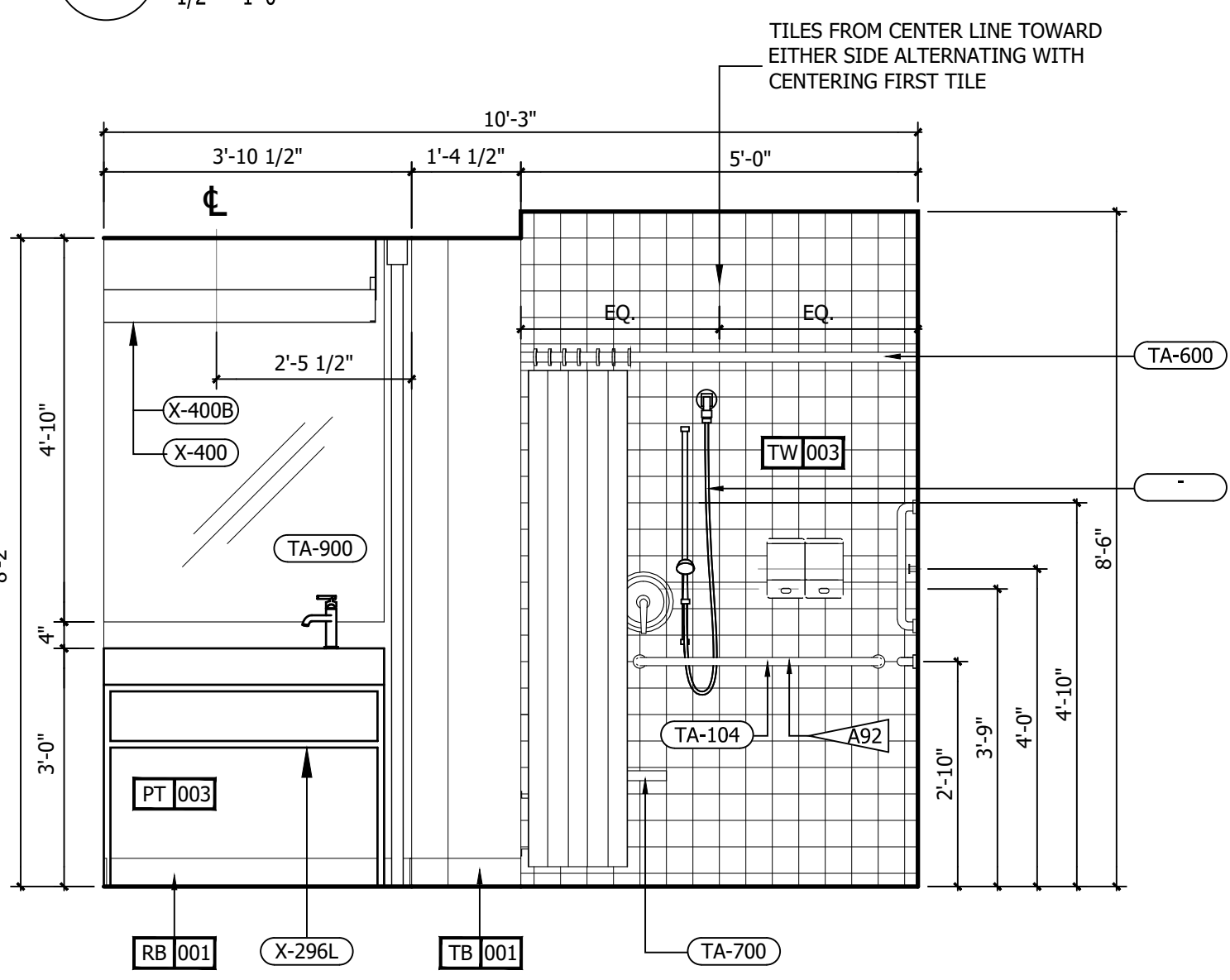
E INTERIOR ELEVATION
1/2" = 1'-0"



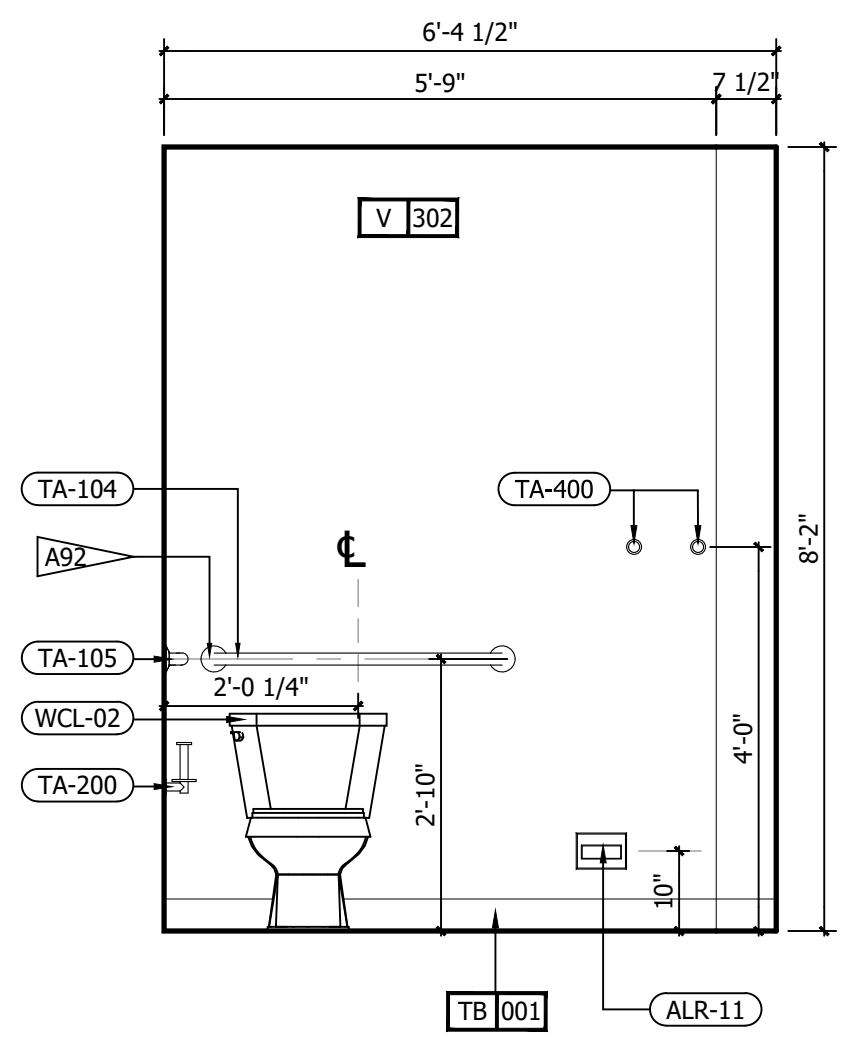
D INTERIOR ELEVATION
1/2" = 1'-0"



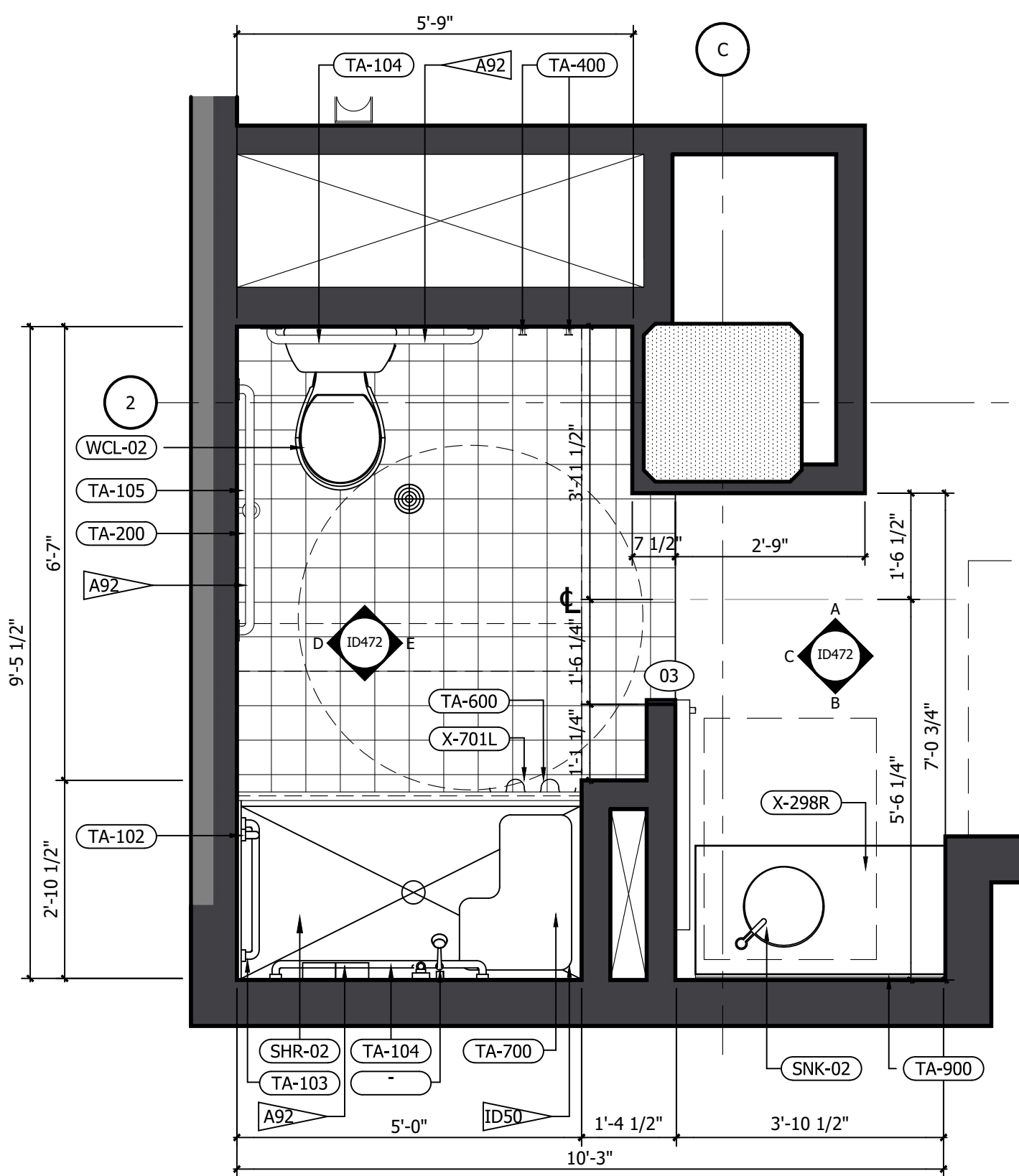
C INTERIOR ELEVATION
1/2" = 1'-0"



B INTERIOR ELEVATION
1/2" = 1'-0"




A INTERIOR ELEVATION
1/2" = 1'-0"



1 RM#8 KING ADA BATHROOM FFE PLAN
1/2" = 1'-0"

REFERENCE NOTES	
A. REFER TO DESIGN STANDARDS, "GUESTROOMS" CHAPTER, FOR MAIN REQUIREMENTS RELATED TO THIS ARCHITECT IS RESPONSIBLE FOR DESIGNING PROJECT IN ACCORDANCE WITH THE ENTIRE DESIGN STANDARDS.	
GENERAL NOTES	
1. WRAP DRAINAGE AND SUPPLY PIPES WITH INSULATING MATERIAL.	
2. G.C. TO PROVIDE BLOCKING AND / OR STRAPPING FOR ALL ITEMS ATTACHED TO WALLS OR MOUNTED TO CEILING ARCHITECT OF RECORD TO REVIEW.	
3. BARN DOOR SHALL BE FACTORY PAINTED.	
CRITERIA NOTES	
CRITERIA NOTES ARE SHOWN CATEGORIZED BY DISCIPLINE AND COULD BE INTERPRETED TO APPLY TO MORE THAN ONE DISCIPLINE. FOR EFFICIENCY, NOTES ARE ONLY SHOWN UNDER ONE PREDOMINANT DISCIPLINE. CONSULTANTS SHOULD FAMILIARIZE THEMSELVES WITH ALL CRITERIA NOTES.	
A0 ARCHITECTURAL	A92 PROVIDE BLOCKING FOR ACCESSORIES INCLUDING (BUT NOT LIMITED TO) GRAB BARS, SHELF AND FOOTREST, TOWEL RACKS, ETC.
ID0 INTERIOR DESIGN	ID50 REFER TO SHEET 571A AND 572A FOR ALTERNATE SHOWER FINISH MATERIALS.
E0 ENGINEERING	E1 GANG OUTLETS AND SWITCHES AT THIS LOCATION @ HEIGHT SHOWN.

NO.	DESCRIPTION	DATE	BY
-	ISSUED FOR DEMOLITION	06/09/17	MV
-	ISSUED TO FRANCHISE	06/09/17	MV
-	ISSUED FOR BID (ID ONLY)	07/21/17	MV
-	ISSUED TO FRANCHISE	08/17/17	MV
-	ISSUED FOR PERMIT	08/04/17	MV
-	FOR FINAL APPROVAL	10/02/17	MV
-	ISSUED FOR PERMIT	11/28/17	MV
-	RE-ISSUED FOR PERMIT	03/07/18	AN
-	REV. DETAILS ON A700.2	06/04/18	AVK
-	RE-90% FRANCHISE COMMENTS	06/04/18	AVK



ARCHITECTURE
URBAN PLANNING
INTERIORS
HOTELS/ HOUSING/ MIXED USE
1800.630.3750
CA-SERVICES
ca@mwtusa.com / 1800.717.5816



WARNING
IT IS A VIOLATION OF THE LAW FOR ANY PERSON, UNLESS ACTING UNDER THE DIRECTION OF THE ARCHITECT TO ALTER OR REPRODUCE THESE DRAWINGS IN ANY WAY.

**ALOFT
MEMPHIS
DOWNTOWN**

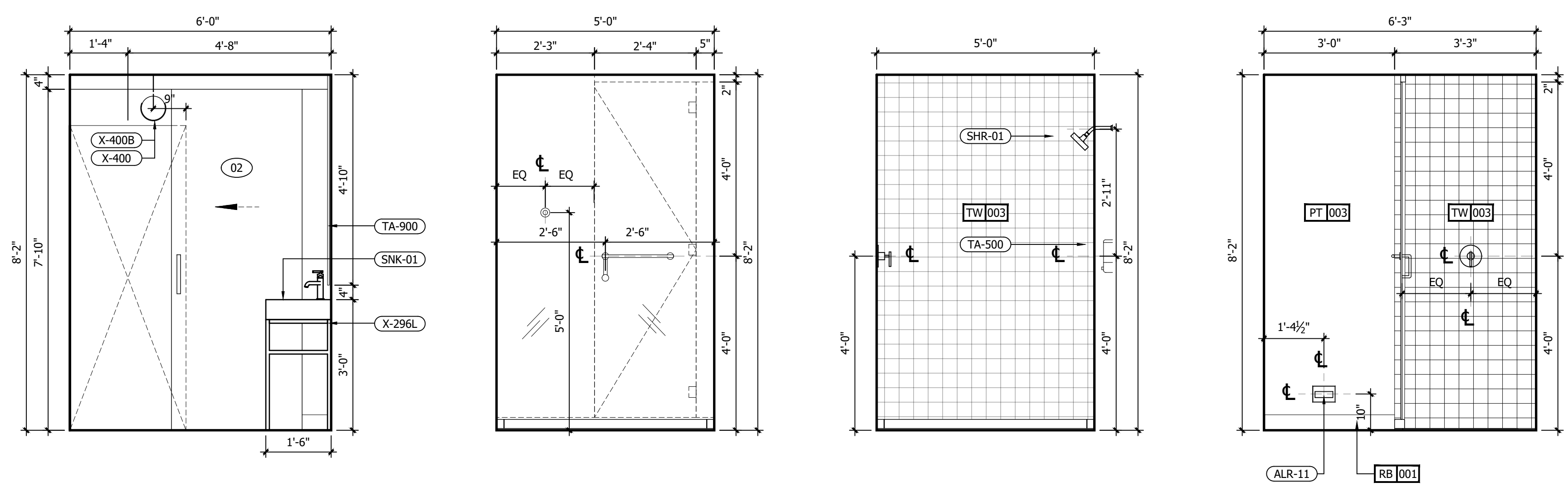
63 NORTH B.B. KING BLVD.
MEMPHIS, TENNESSEE 38103

PROJECT NO.: 16 006
DATE: 04-12-2019
DRAWN BY: EF/RW
CHKD. BY: MWT

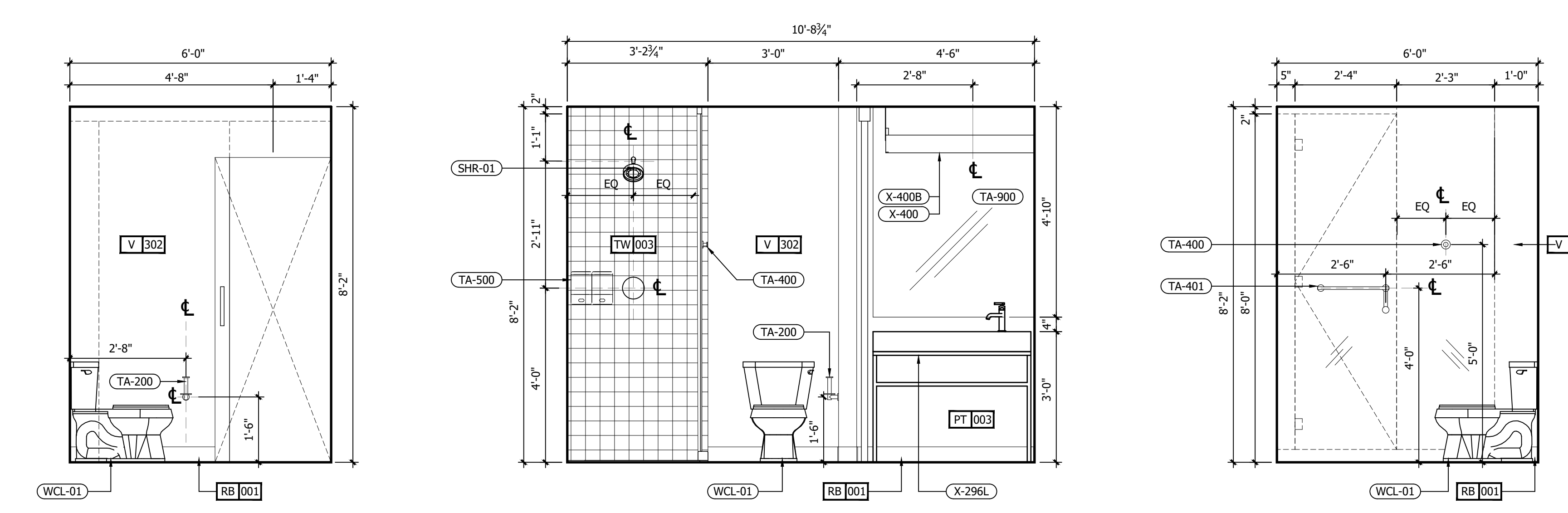
**ENL. BATHROOM
RM#8 KING ADA
PLANS & DETAILS**

SHEET ID472

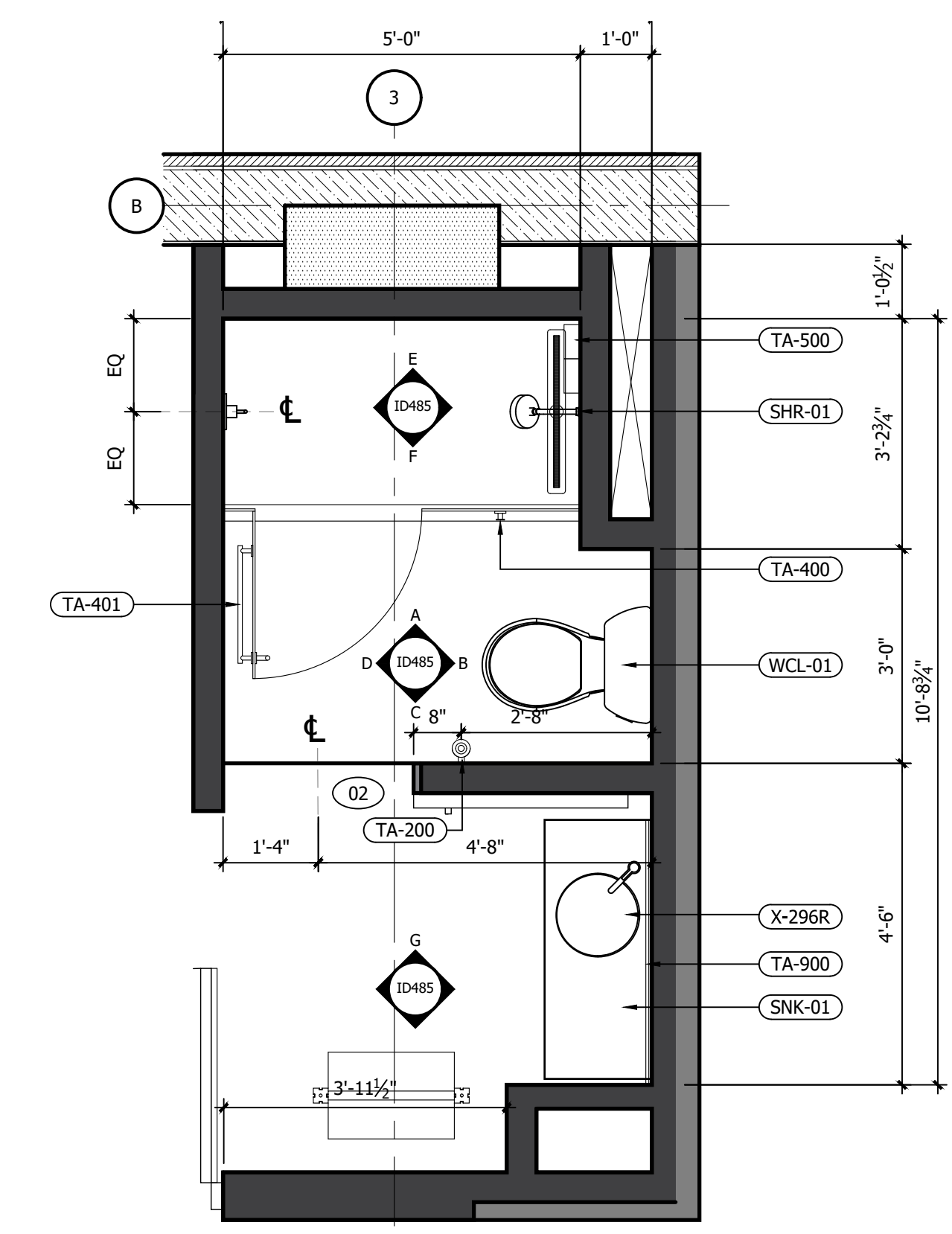
IMPORTANT NOTICE TO ALL CONTRACTORS AND OR SUBCONTRACTORS: (COMPLETE BUILDING SYSTEMS AND OR INSTALLATIONS)
IF AWARDED A CONTRACT FOR ANY PORTION OF WORK NEEDED TO COMPLETE THIS PROJECT YOU ARE AGREEING TO THE FOLLOWING TERMS:
1. YOU ARE A QUALIFIED CONTRACTOR AND OR SUBCONTRACTOR SPECIFICALLY IN PROVIDING A COMPLETE TURNKEY SERVICE IN YOUR TRADE OR PROFESSION FOR THE TYPE OF WORK AND SCOPE FOR THIS PROJECT.
2. YOUR BID INCLUDED ALL THE STEPS, PROCESSES, MATERIALS, PRODUCTS, GOVERNING PERMITS AND APPROVALS NECESSARY TO PROVIDE A COMPLETED AND WARRANTED SYSTEM OR INSTALLATION THAT DOES NOT REQUIRE ANOTHER CONTRACTOR OR PRODUCT TO COMPLETE YOUR SCOPE OF WORK.
3. YOUR BID MUST HAVE INCLUDED ANY DESIGN INFORMATION REFERENCED WITHIN ANY CIVIL, ARCHITECTURAL, STRUCTURAL, MECHANICAL, ELECTRICAL AND OR PLUMBING DRAWINGS. ALSO NOTE THESE DRAWINGS ARE SCHEMATIC AND ARE INTENDED TO SHOW ONLY BASIC CONCEPTS AND GENERAL INFORMATION THE COMPLETION OF YOUR WORK MAY INCLUDE OTHER STEPS, PROCESSES, MATERIALS, PRODUCTS, LABOR, GOVERNING PERMITS AND OR APPROVALS NECESSARY TO PROVIDE A COMPLETE SYSTEM INSTALLATION WHETHER SUGGESTED ON THE DRAWINGS OR NOT.
4. AS AN EXAMPLE: ITEMS AND OR TASKS LIKE: FIRE CALLS, DRAFT STOPS, FASTENERS, ANCHORS, EMBEDMENTS, DUMPSTERS, DEBRIS CLEAN UP, ETC. ARE YOUR RESPONSIBILITY. ANY WORK NOT COMPLETED IN A TIMELY MANNER, OR INCOMPLETE WORK WILL BE BILLED BACK TO THE CONTRACTOR AND OR SUBCONTRACTOR, AT THE OWNERS' DISCRETION.



G INTERIOR ELEVATION
 1/2" = 1'-0"
F INTERIOR ELEVATION
 1/2" = 1'-0"
E INTERIOR ELEVATION
 1/2" = 1'-0"
D INTERIOR ELEVATION
 1/2" = 1'-0"



C INTERIOR ELEVATION
 1/2" = 1'-0"
B INTERIOR ELEVATION
 1/2" = 1'-0"
A INTERIOR ELEVATION
 1/2" = 1'-0"



1 RM#6 KING BATHROOM FFE PLAN
 1/2" = 1'-0"

REFERENCE NOTES	
A. REFER TO DESIGN STANDARDS, "GUESTROOMS" CHAPTER, FOR MAIN REQUIREMENTS RELATED TO THIS ARCHITECT IS RESPONSIBLE FOR DESIGNING PROJECT IN ACCORDANCE WITH THE ENTIRE DESIGN STANDARDS.	
GENERAL NOTES	
1. WRAP DRAINAGE AND SUPPLY PIPES WITH INSULATING MATERIAL.	
2. G.C. TO PROVIDE BLOCKING AND / OR STRAPPING FOR ALL ITEMS ATTACHED TO WALLS OR MOUNTED TO CEILING ARCHITECT OF RECORD TO REVIEW.	
3. BARN DOOR SHALL BE FACTORY PAINTED.	
CRITERIA NOTES	
CRITERIA NOTES ARE SHOWN CATEGORIZED BY DISCIPLINE AND COULD BE INTERPRETED TO APPLY TO MORE THAN ONE DISCIPLINE. FOR EFFICIENCY, NOTES ARE ONLY SHOWN UNDER ONE PREDOMINANT DISCIPLINE. CONSULTANTS SHOULD FAMILIARIZE THEMSELVES WITH ALL CRITERIA NOTES.	
A0 ARCHITECTURAL	A92 PROVIDE BLOCKING FOR ACCESSORIES INCLUDING (BUT NOT LIMITED TO) GRAB BARS, SHELF AND FOOTREST, TOWEL RACKS, ETC.
ID0 INTERIOR DESIGN	ID50 REFER TO SHEET 571A AND 572A FOR ALTERNATE SHOWER FINISH MATERIALS.
E0 ENGINEERING	E1 GANG OUTLETS AND SWITCHES AT THIS LOCATION @ HEIGHT SHOWN.

NO.	DESCRIPTION	DATE	BY
-	ISSUED FOR DEMOLITION	06/09/17	MV
-	ISSUED TO FRANCHISE	06/09/17	MV
-	ISSUED FOR BID (ID ONLY)	07/21/17	MV
-	ISSUED TO FRANCHISE	08/17/17	MV
-	ISSUED FOR PERMIT	08/04/17	MV
-	FOR FINAL APPROVAL	10/02/17	MV
-	ISSUED FOR PERMIT	11/28/17	MV
-	RE-ISSUED FOR PERMIT	03/07/18	AN
-	REV. DETAILS ON A700.2	06/04/18	AVK
-	RE-90% FRANCHISE COMMENTS	06/04/18	AVK



ARCHITECTURE
 URBAN PLANNING
 INTERIORS
 HOTELS/ HOUSING/ MIXED USE
 1800.630.3750
 CA-SERVICES
 ca@mwtusa.com / 1800.717.5816



WARNING
 IT IS A VIOLATION OF THE LAW FOR ANY PERSON, UNLESS ACTING UNDER THE DIRECTION OF THE ARCHITECT, TO ALTER OR REPRODUCE THESE DRAWINGS IN ANY WAY.

**ALOFT
 MEMPHIS
 DOWNTOWN**

63 NORTH B.B. KING BLVD.
 MEMPHIS, TENNESSEE 38103

PROJECT NO.: 16 006
 DATE: 04-12-2019
 DRAWN BY: EF/RW
 CHKD. BY: MWT

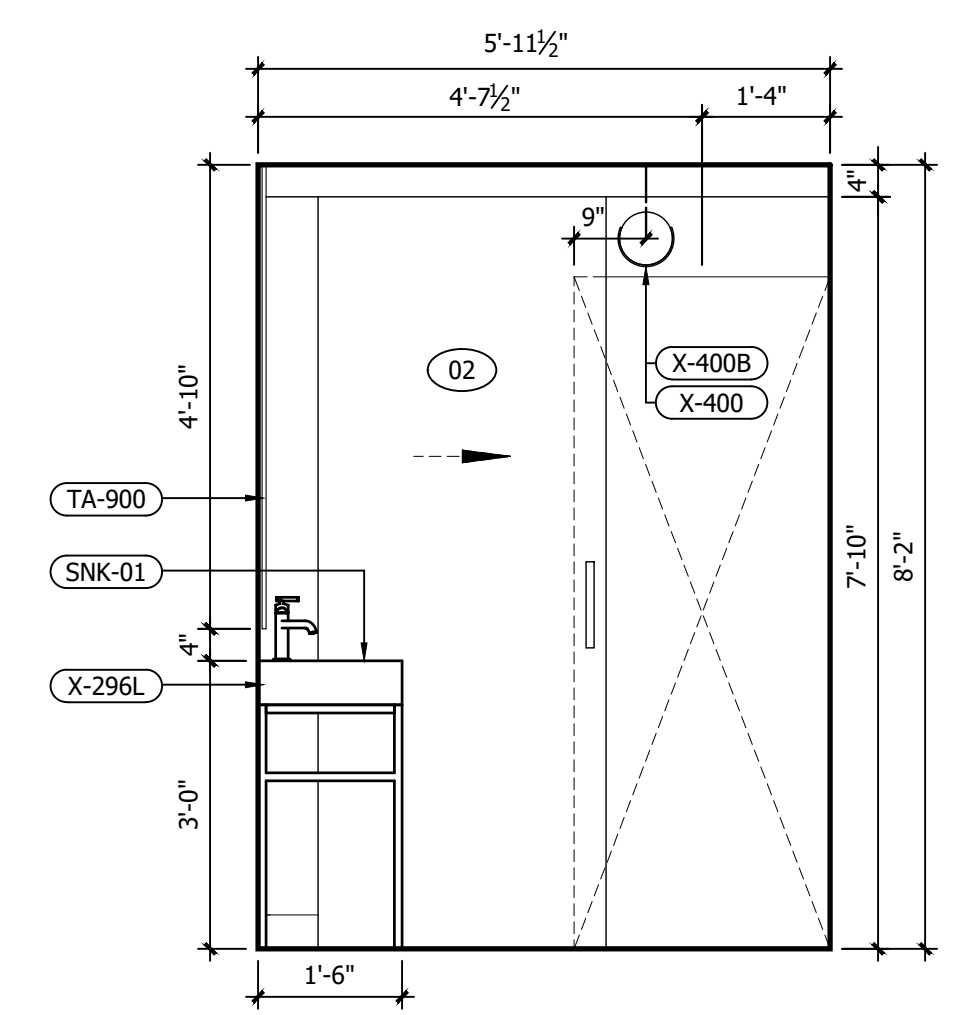
**ENL. BATHROOM
 RM#6 KING
 PLANS & DETAILS**

SHEET ID485

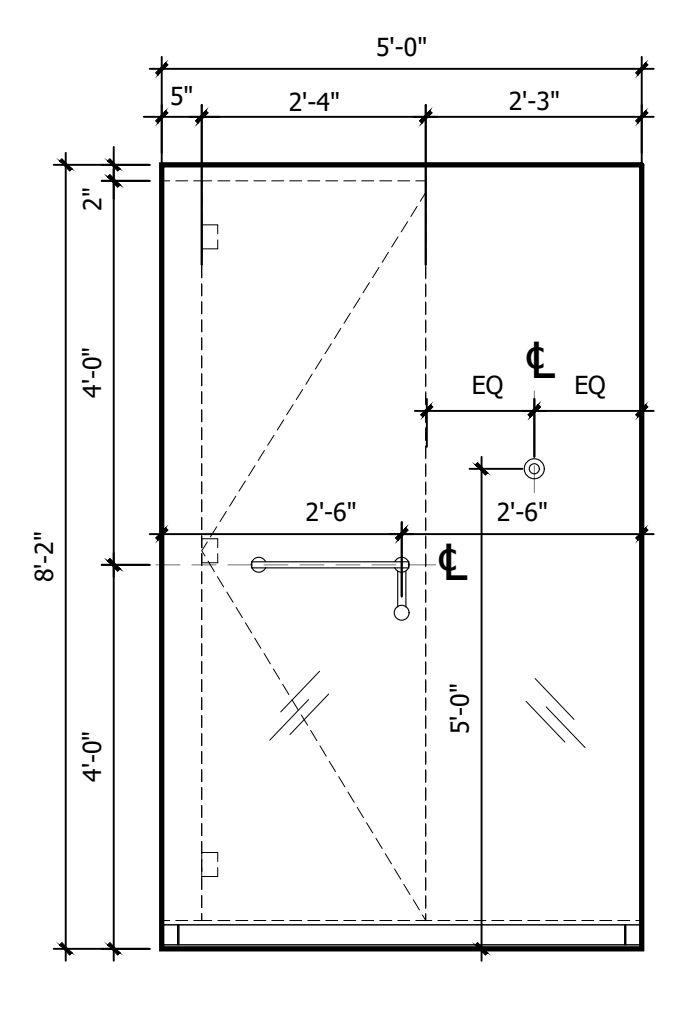
IMPORTANT NOTICE TO ALL CONTRACTORS AND OR SUBCONTRACTORS: (COMPLETE BUILDING SYSTEMS AND OR INSTALLATIONS)
 IF AWARDED A CONTRACT FOR ANY PORTION OF WORK NEEDED TO COMPLETE THIS PROJECT YOU ARE AGREEING TO THE FOLLOWING TERMS:
 1. YOU ARE A QUALIFIED CONTRACTOR AND OR SUBCONTRACTOR SPECIFICALLY IN PROVIDING A COMPLETE TURNKEY SERVICE IN YOUR TRADE OR PROFESSION FOR THE TYPE OF WORK AND SCOPE FOR THIS PROJECT.
 2. YOU AGREE TO PROVIDE A COMPLETE DESIGN BIDDING SOLUTION BASED ON THE ARCHITECT'S INTENDED DESIGN FOR THIS PROJECT.
 3. YOUR BID INCLUDES ALL THE STEPS, PROCESSES, MATERIALS, PRODUCTS, GOVERNING PERMITS AND APPROVALS NECESSARY TO PROVIDE A COMPLETED AND WARRANTED SYSTEM OR INSTALLATION THAT DOES NOT REQUIRE ANOTHER CONTRACTOR OR PRODUCT TO COMPLETE YOUR SCOPE OF WORK.
 4. YOUR BID MUST HAVE INCLUDED ANY DESIGN INFORMATION REFERENCED WITHIN ANY CIVIL, ARCHITECTURAL, STRUCTURAL, MECHANICAL, ELECTRICAL AND OR PLUMBING DRAWINGS. ALSO NOTE THESE DRAWINGS ARE SCHEMATIC AND ARE INTENDED TO SHOW ONLY BASIC CONCEPTS AND GENERAL INFORMATION THE COMPLETION OF YOUR WORK MAY INCLUDE OTHER STEPS, PROCESSES, MATERIALS, PRODUCTS, LABOR, GOVERNING PERMITS AND OR APPROVALS NECESSARY TO PROVIDE A COMPLETE SYSTEM INSTALLATION WHETHER SUGGESTED ON THE DRAWINGS OR NOT.
 5. AS AN EXAMPLE: ITEMS AND OR TASKS LIKE: FIRE CALLS, DRAFT STOPS, FASTENERS, ANCHORS, EMBEDMENTS, DUMPSTERS, DEBRIS CLEAN UP, ETC. ARE YOUR RESPONSIBILITY. ANY WORK NOT COMPLETED IN A TIMELY MANNER, OR INCOMPLETE WORK WILL BE BILLED BACK TO THE CONTRACTOR AND OR SUBCONTRACTOR, AT THE OWNERS' DISCRETION.

REFERENCE NOTES	
A. REFER TO DESIGN STANDARDS, "GUESTROOMS" CHAPTER, FOR MAIN REQUIREMENTS RELATED TO THIS ARCHITECT IS RESPONSIBLE FOR DESIGNING PROJECT IN ACCORDANCE WITH THE ENTIRE DESIGN STANDARDS.	
GENERAL NOTES	
1. WRAP DRAINAGE AND SUPPLY PIPES WITH INSULATING MATERIAL.	
2. G.C. TO PROVIDE BLOCKING AND / OR STRAPPING FOR ALL ITEMS ATTACHED TO WALLS OR MOUNTED TO CEILING ARCHITECT OF RECORD TO REVIEW.	
3. BARN DOOR SHALL BE FACTORY PAINTED.	
CRITERIA NOTES	
CRITERIA NOTES ARE SHOWN CATEGORIZED BY DISCIPLINE AND COULD BE INTERPRETED TO APPLY TO MORE THAN ONE DISCIPLINE. FOR EFFICIENCY, NOTES ARE ONLY SHOWN UNDER ONE PREDOMINANT DISCIPLINE. CONSULTANTS SHOULD FAMILIARIZE THEMSELVES WITH ALL CRITERIA NOTES.	
A0	ARCHITECTURAL
A92	PROVIDE BLOCKING FOR ACCESSORIES INCLUDING (BUT NOT LIMITED TO) GRAB BARS, SHELF AND FOOTREST, TOWEL RACKS, ETC.
ID0	INTERIOR DESIGN
ID50	REFER TO SHEET 571A AND 572A FOR ALTERNATE SHOWER FINISH MATERIALS.
E0	ENGINEERING
E1	GANG OUTLETS AND SWITCHES AT THIS LOCATION @ HEIGHT SHOWN.

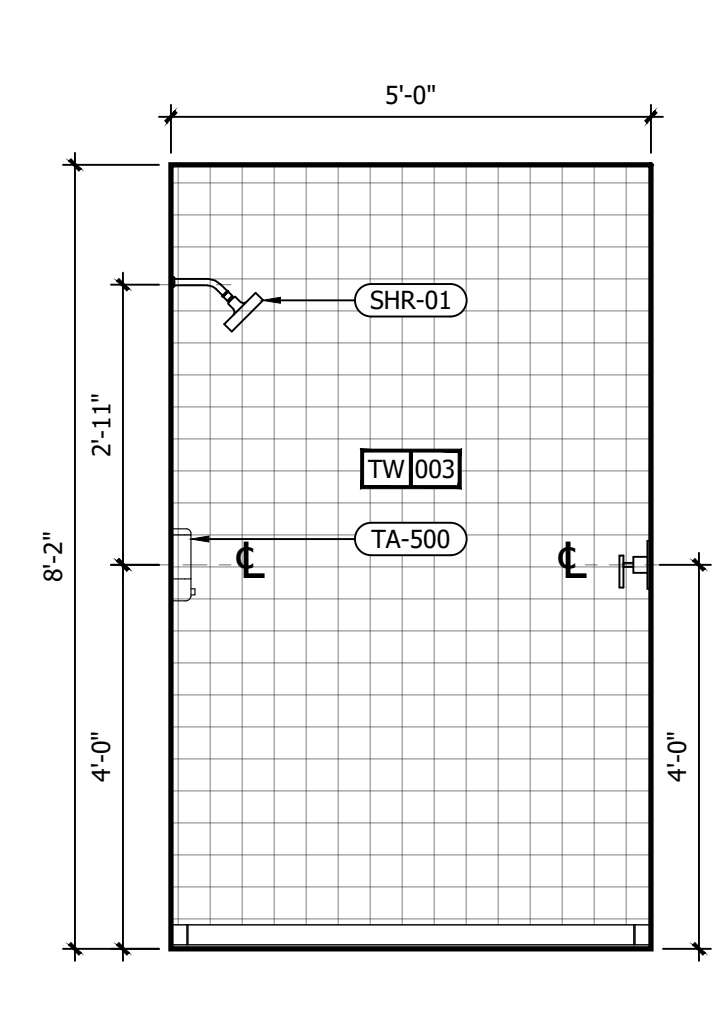
NO.	DESCRIPTION	DATE	BY
-	ISSUED FOR DEMOLITION	06/09/17	MV
-	ISSUED TO FRANCHISE	06/09/17	MV
-	ISSUED FOR BID (ID ONLY)	07/21/17	MV
-	ISSUED TO FRANCHISE	08/17/17	MV
-	ISSUED FOR PERMIT	08/04/17	MV
-	FOR FINAL APPROVAL	10/02/17	MV
-	ISSUED FOR PERMIT	11/28/17	MV
-	RE-ISSUED FOR PERMIT	03/07/18	AN
-	REV. DETAILS ON A700.2	06/04/18	AVK
-	RE-90% FRANCHISE COMMENTS	06/04/18	AVK



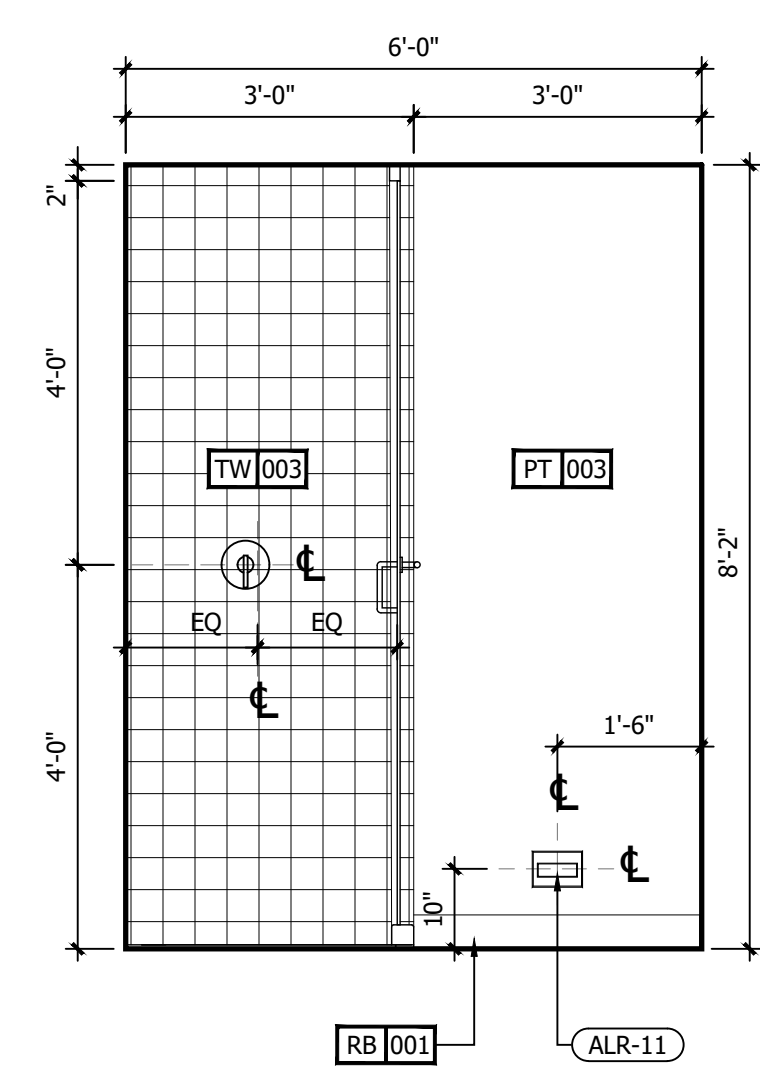
G INTERIOR ELEVATION
1/2" = 1'-0"



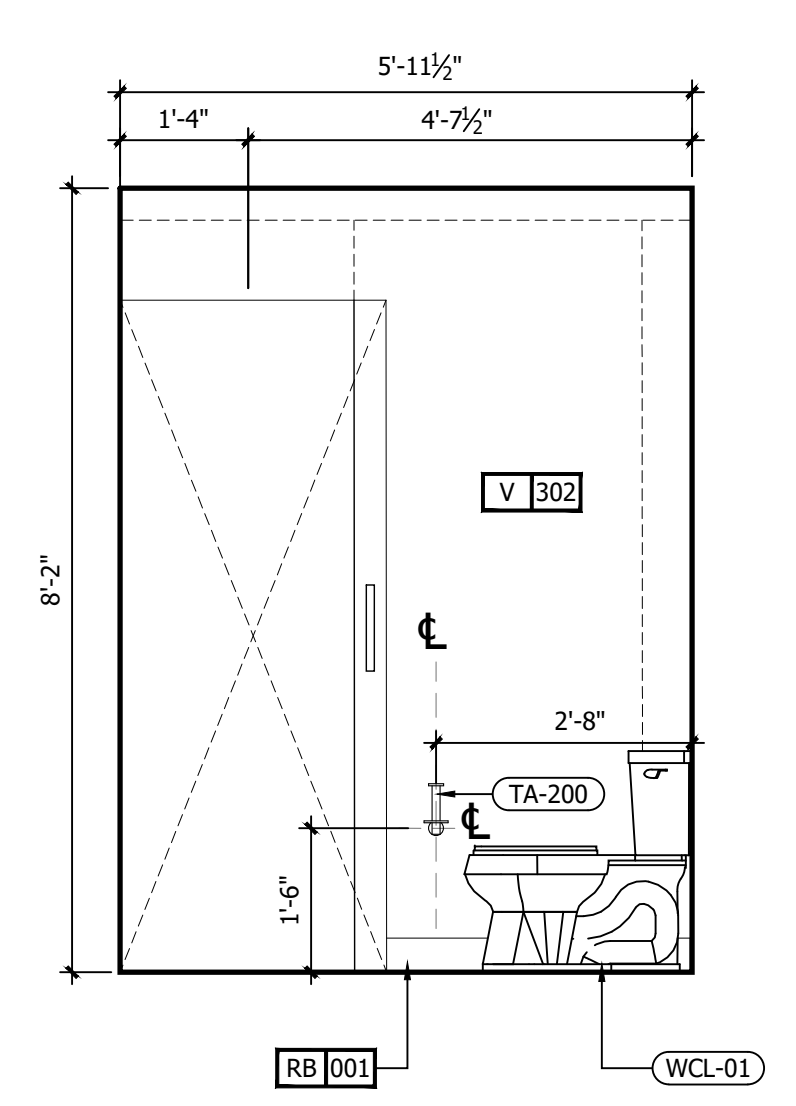
F INTERIOR ELEVATION
1/2" = 1'-0"



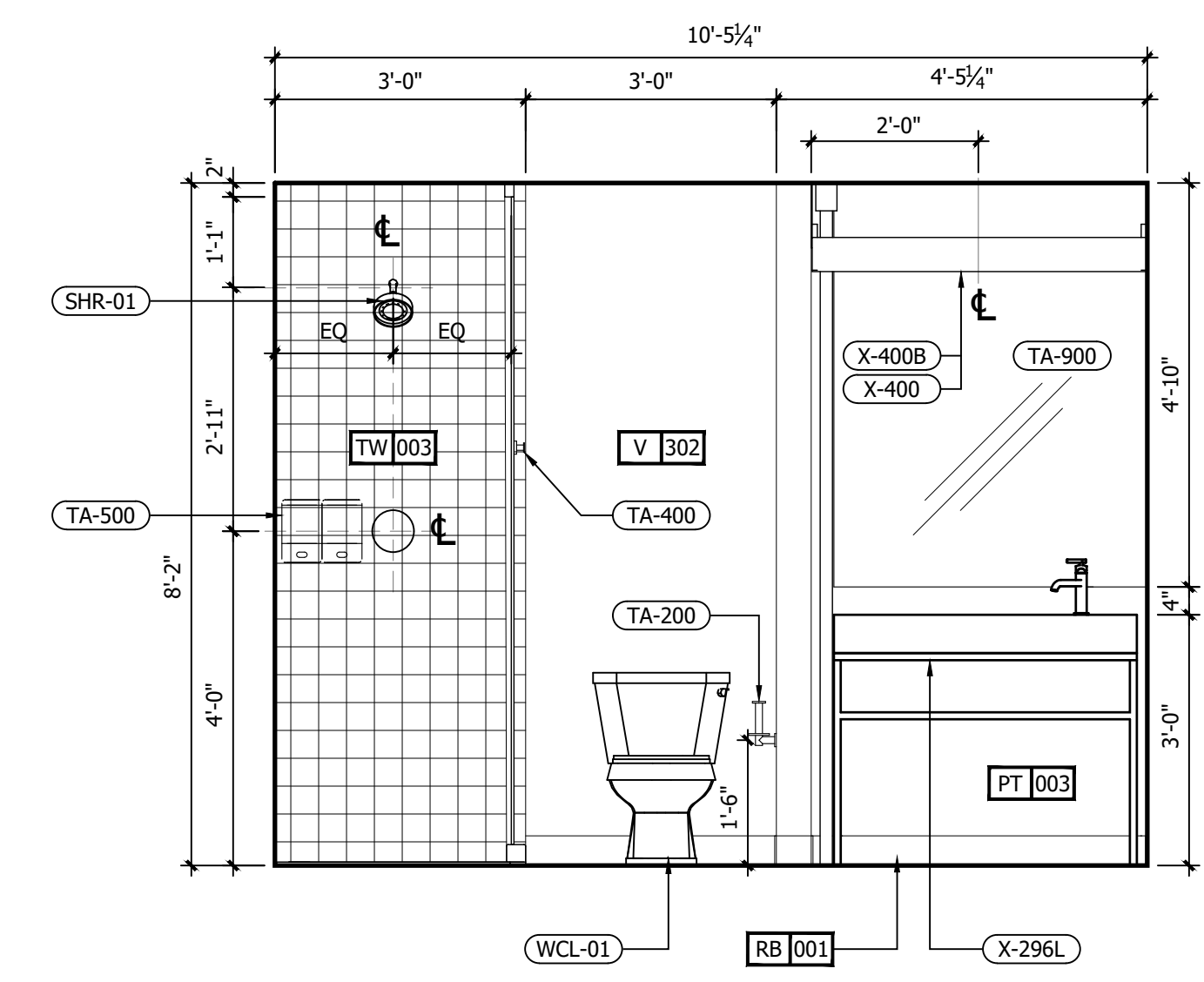
E INTERIOR ELEVATION
1/2" = 1'-0"



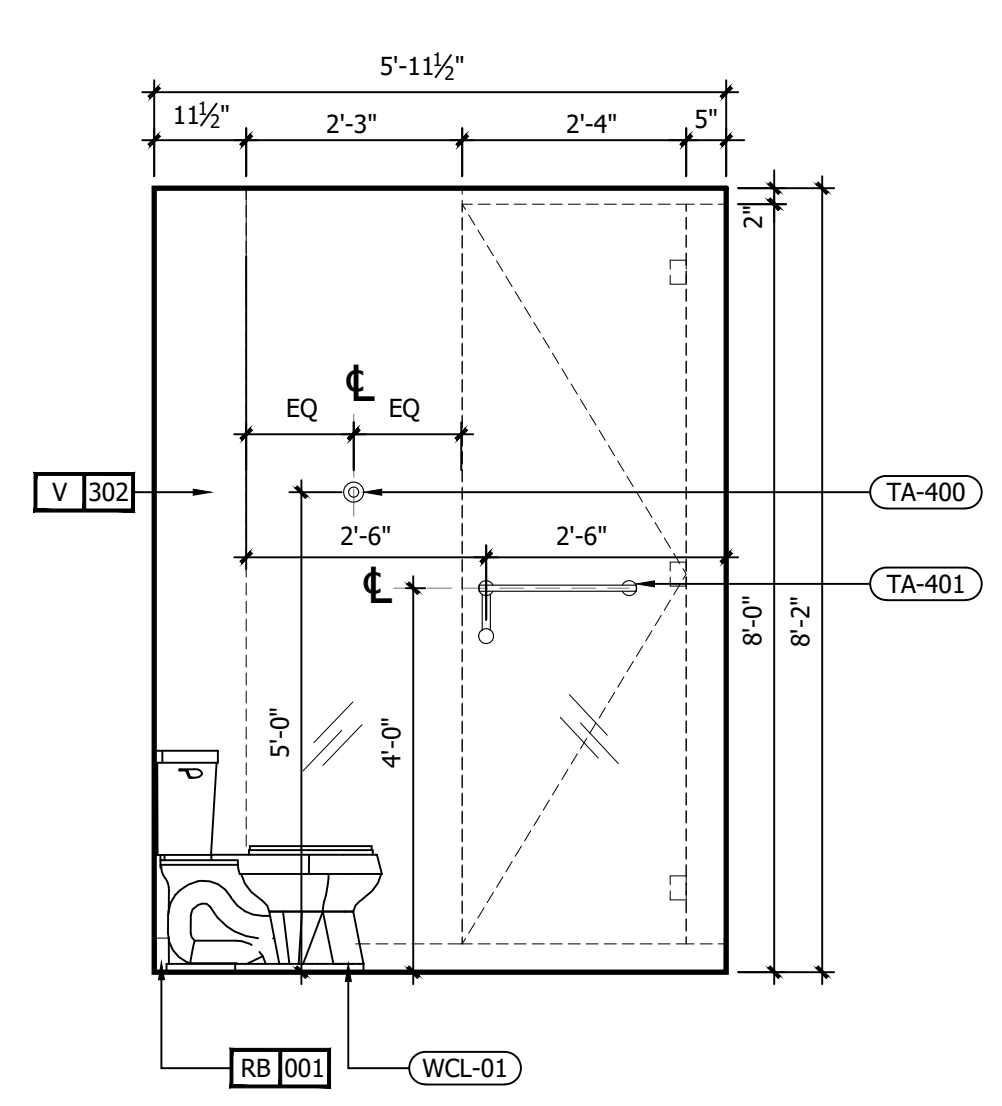
D INTERIOR ELEVATION
1/2" = 1'-0"



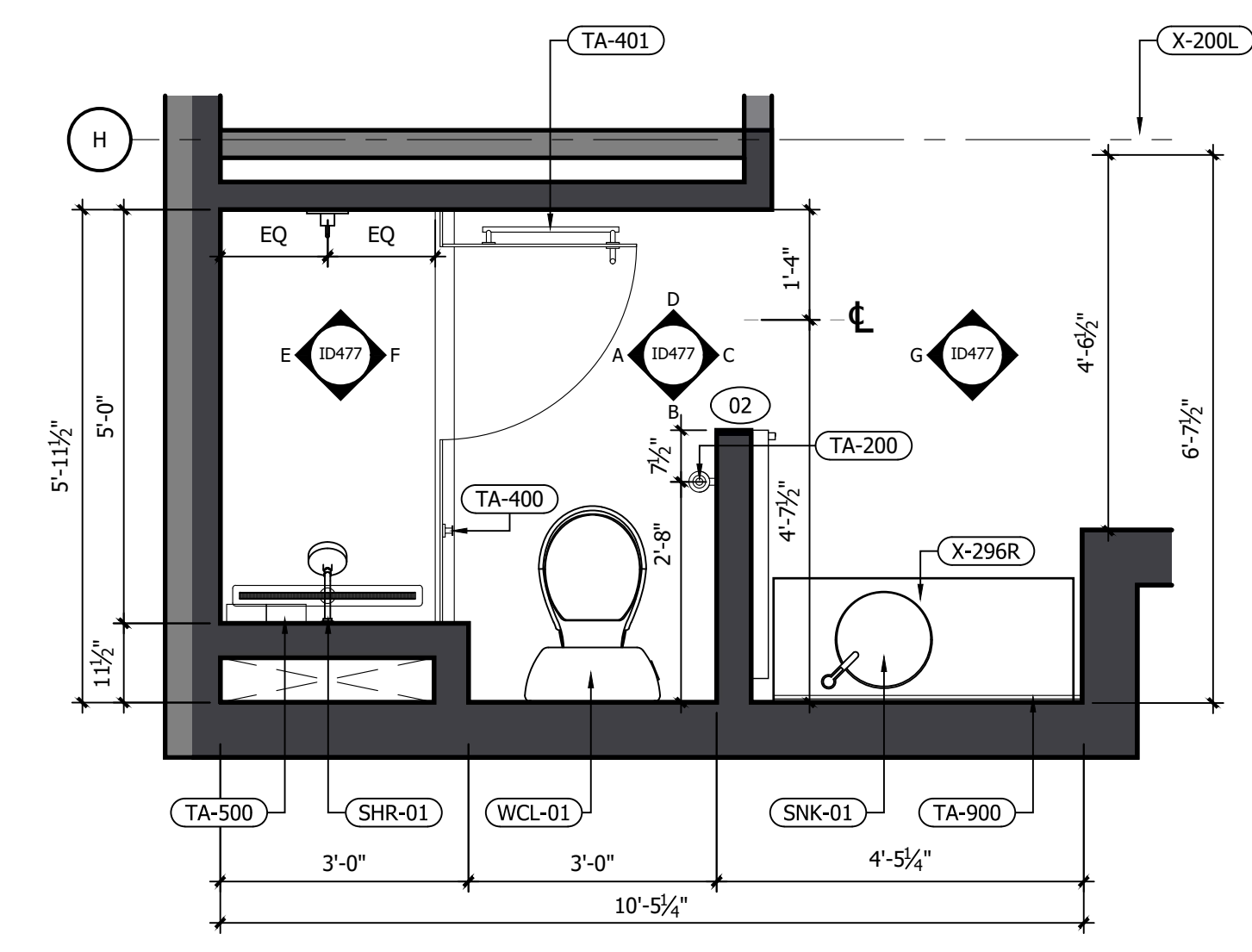
C INTERIOR ELEVATION
1/2" = 1'-0"



B INTERIOR ELEVATION
1/2" = 1'-0"



A INTERIOR ELEVATION
1/2" = 1'-0"




1 RM#12 KING BATHROOM FFE PLAN
1/2" = 1'-0"

IMPORTANT NOTICE TO ALL CONTRACTORS AND OR SUBCONTRACTORS: (COMPLETE BUILDING SYSTEMS AND OR INSTALLATIONS)

IF AWARDED A CONTRACT FOR ANY PORTION OF WORK NEEDED TO COMPLETE THIS PROJECT YOU ARE AGREEING TO THE FOLLOWING TERMS:

- YOU ARE A QUALIFIED CONTRACTOR AND OR SUBCONTRACTOR SPECIFICALLY IN PROVIDING A COMPLETE TURNKEY SERVICE IN YOUR TRADE OR PROFESSION FOR THE TYPE OF WORK AND SCOPE FOR THIS PROJECT.
- YOU AGREE TO PROVIDE A COMPLETE DESIGN SOLUTION BASED ON THE ARCHITECT'S INTENDED DESIGN FOR THIS PROJECT.
- YOUR BID INCLUDES ALL THE STEPS, PROCESSES, MATERIALS, PRODUCTS, GOVERNING PERMITS AND APPROVALS NECESSARY TO PROVIDE A COMPLETED AND WARRANTED SYSTEM OR INSTALLATION THAT DOES NOT REQUIRE ANOTHER CONTRACTOR OR PRODUCT TO COMPLETE YOUR SCOPE OF WORK.
- YOUR BID MUST HAVE INCLUDED ANY DESIGN INFORMATION REFERENCED WITHIN ANY CIVIL, ARCHITECTURAL, STRUCTURAL, MECHANICAL, ELECTRICAL AND OR PLUMBING DRAWINGS. ALSO NOTE THESE DRAWINGS ARE SCHEMATIC AND ARE INTENDED TO SHOW ONLY BASIC CONCEPTS AND GENERAL INFORMATION THE COMPLETION OF YOUR WORK MAY INCLUDE OTHER STEPS, PROCESSES, MATERIALS, PRODUCTS, LABOR, GOVERNING PERMITS AND OR APPROVALS NECESSARY TO PROVIDE A COMPLETE SYSTEM INSTALLATION WHETHER SUGGESTED ON THE DRAWINGS OR NOT.
- AS AN EXAMPLE: ITEMS AND OR TASKS MAY INCLUDE: FIRE CALLS, DRAFT STOPS, FASTENERS, ANCHORS, EMBEDMENTS, DUMPSTERS, DEBRIS CLEAN UP, ETC. ARE YOUR RESPONSIBILITY. ANY WORK NOT COMPLETED IN A TIMELY MANNER, OR INCOMPLETE WORK WILL BE BILLED BACK TO THE CONTRACTOR AND OR SUBCONTRACTOR, AT THE OWNERS' DISCRETION.



ARCHITECTURE
URBAN PLANNING
INTERIORS
HOTELS/ HOUSING/ MIXED USE
1800.630.3750
CA-SERVICES
ca@mwtusa.com / 1800.717.5816



WARNING
IT IS A VIOLATION OF THE LAW FOR ANY PERSON, UNLESS ACTING UNDER THE DIRECTION OF THE ARCHITECT TO ALTER OR REPRODUCE THESE DRAWINGS IN ANY WAY.

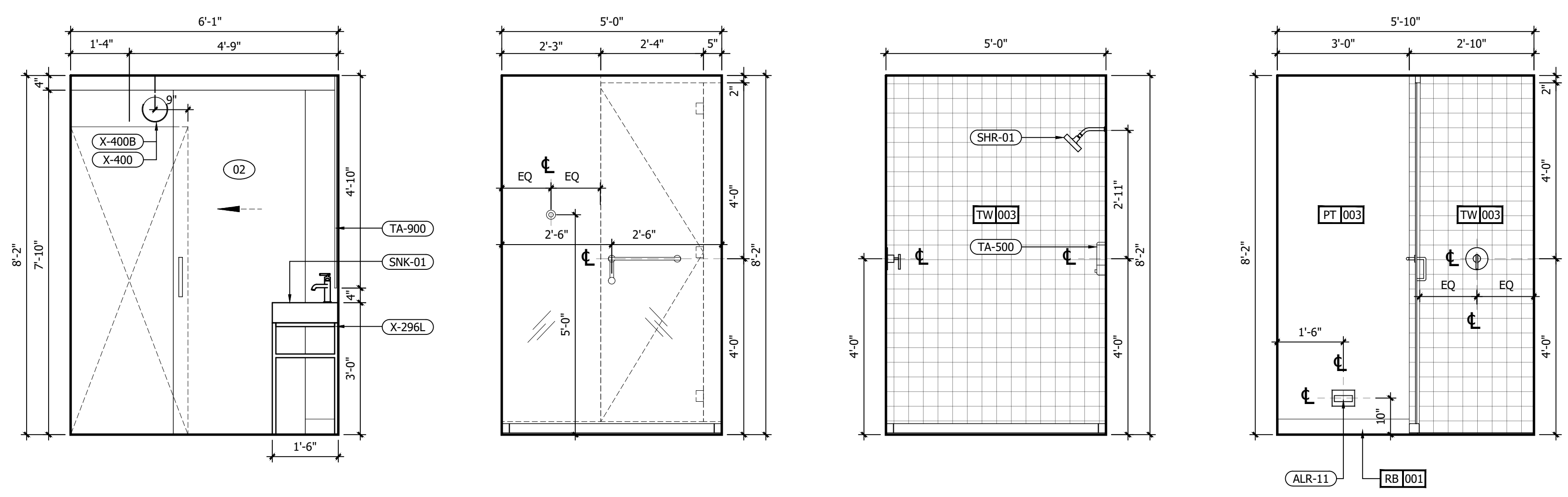
**ALOFT
MEMPHIS
DOWNTOWN**

63 NORTH B.B. KING BLVD.
MEMPHIS, TENNESSEE 38103

PROJECT NO.: 16 006
DATE: 04-12-2019
DRAWN BY: EF/RW
CHKD. BY: MWT

**ENL. BATHROOM
RM#12 KING
PLANS & DETAILS**

SHEET ID477

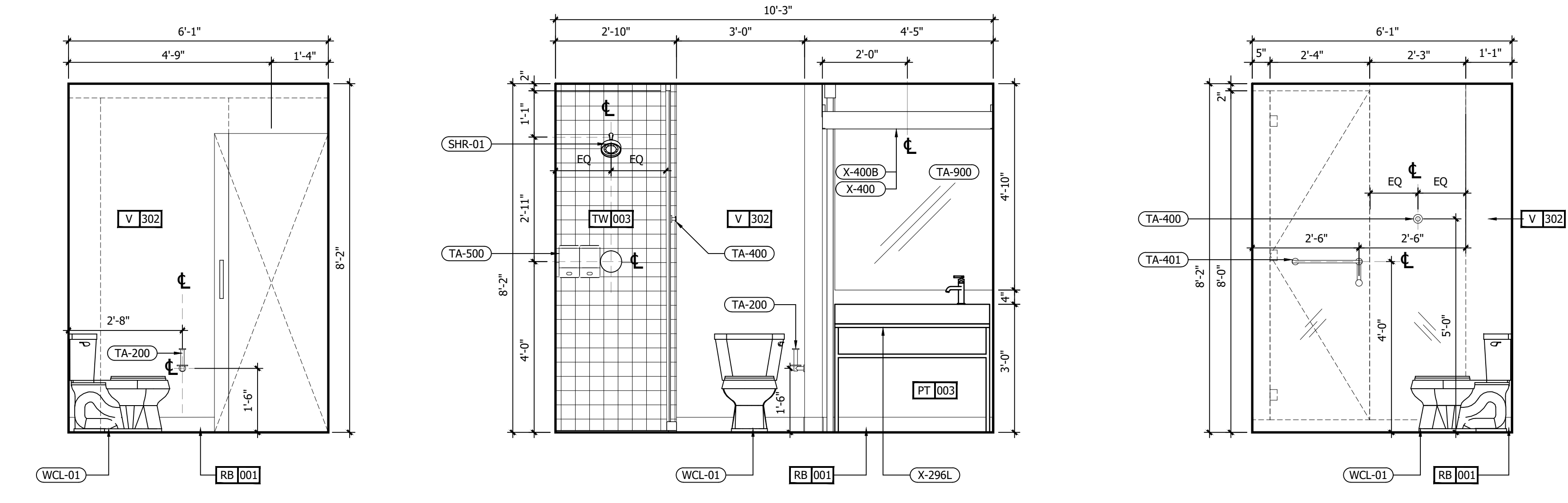


G INTERIOR ELEVATION
1/2" = 1'-0"

F INTERIOR ELEVATION F
1/2" = 1'-0"

E INTERIOR ELEVATION
1/2" = 1'-0"

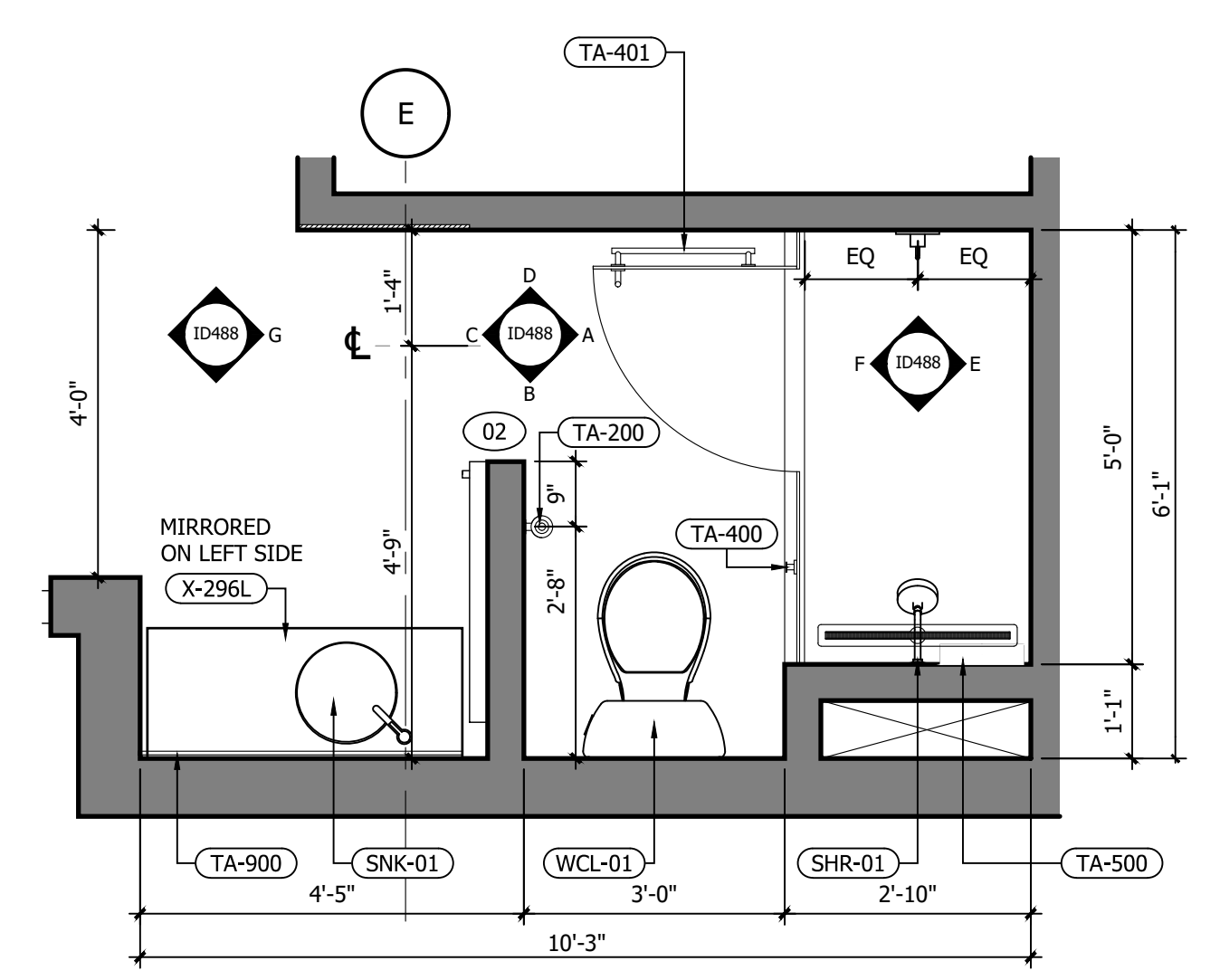
D INTERIOR ELEVATION
1/2" = 1'-0"



C INTERIOR ELEVATION
1/2" = 1'-0"

B INTERIOR ELEVATION
1/2" = 1'-0"

A INTERIOR ELEVATION
1/2" = 1'-0"



1 RM#17 & 18 KING BATHROOM FFE PLAN
1/2" = 1'-0"

REFERENCE NOTES	
A. REFER TO DESIGN STANDARDS, "GUESTROOMS" CHAPTER, FOR MAIN REQUIREMENTS RELATED TO THIS ARCHITECT IS RESPONSIBLE FOR DESIGNING PROJECT IN ACCORDANCE WITH THE ENTIRE DESIGN STANDARDS.	
GENERAL NOTES	
1. WRAP DRAINAGE AND SUPPLY PIPES WITH INSULATING MATERIAL.	
2. G.C. TO PROVIDE BLOCKING AND / OR STRAPPING FOR ALL ITEMS ATTACHED TO WALLS OR MOUNTED TO CEILING ARCHITECT OF RECORD TO REVIEW.	
3. BARN DOOR SHALL BE FACTORY PAINTED.	
CRITERIA NOTES	
CRITERIA NOTES ARE SHOWN CATEGORIZED BY DISCIPLINE AND COULD BE INTERPRETED TO APPLY TO MORE THAN ONE DISCIPLINE. FOR EFFICIENCY, NOTES ARE ONLY SHOWN UNDER ONE PREDOMINANT DISCIPLINE. CONSULTANTS SHOULD FAMILIARIZE THEMSELVES WITH ALL CRITERIA NOTES.	
A0 ARCHITECTURAL	A92 PROVIDE BLOCKING FOR ACCESSORIES INCLUDING (BUT NOT LIMITED TO) GRAB BARS, SHELF AND FOOTREST, TOWEL RACKS, ETC.
ID0 INTERIOR DESIGN	ID50 REFER TO SHEET 571A AND 572A FOR ALTERNATE SHOWER FINISH MATERIALS.
E0 ENGINEERING	E1 GANG OUTLETS AND SWITCHES AT THIS LOCATION @ HEIGHT SHOWN.

NO.	DESCRIPTION	DATE	BY
-	ISSUED FOR DEMOLITION	06/09/17	MV
-	ISSUED TO FRANCHISE	06/09/17	MV
-	ISSUED FOR BID (ID ONLY)	07/21/17	MV
-	ISSUED TO FRANCHISE	08/17/17	MV
-	ISSUED FOR PERMIT	08/04/17	MV
-	FOR FINAL APPROVAL	10/02/17	MV
-	ISSUED FOR PERMIT	11/28/17	MV
-	RE-ISSUED FOR PERMIT	03/07/18	AN
-	REV. DETAILS ON A700.2	06/04/18	AVK
-	RE-90% FRANCHISE COMMENTS	06/04/18	AVK



ARCHITECTURE
URBAN PLANNING
INTERIORS
HOTELS/ HOUSING/ MIXED USE
1800.630.3750
CA-SERVICES
ca@mwtusa.com / 1800.717.5816



WARNING
IT IS A VIOLATION OF THE LAW FOR ANY PERSON, UNLESS ACTING UNDER THE DIRECTION OF THE ARCHITECT, TO ALTER OR REPRODUCE THESE DRAWINGS IN ANY WAY.

ALOFT
MEMPHIS
DOWNTOWN

63 NORTH B.B. KING BLVD.
MEMPHIS, TENNESSEE 38103

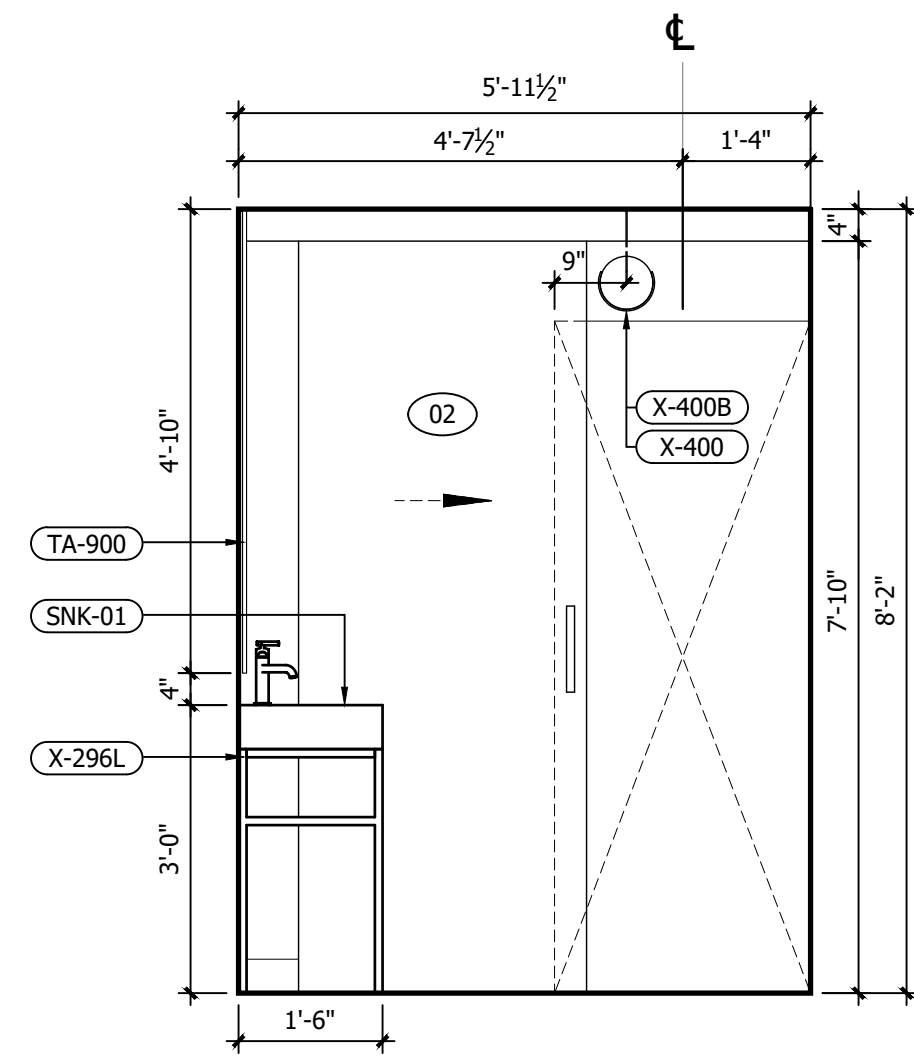
PROJECT NO.: 16 006
DATE: 04-12-2019
DRAWN BY: EF/RW
CHKD. BY: MWT

ENL. BATHROOM
RM#17 & 18 KING
PLANS & DETAILS

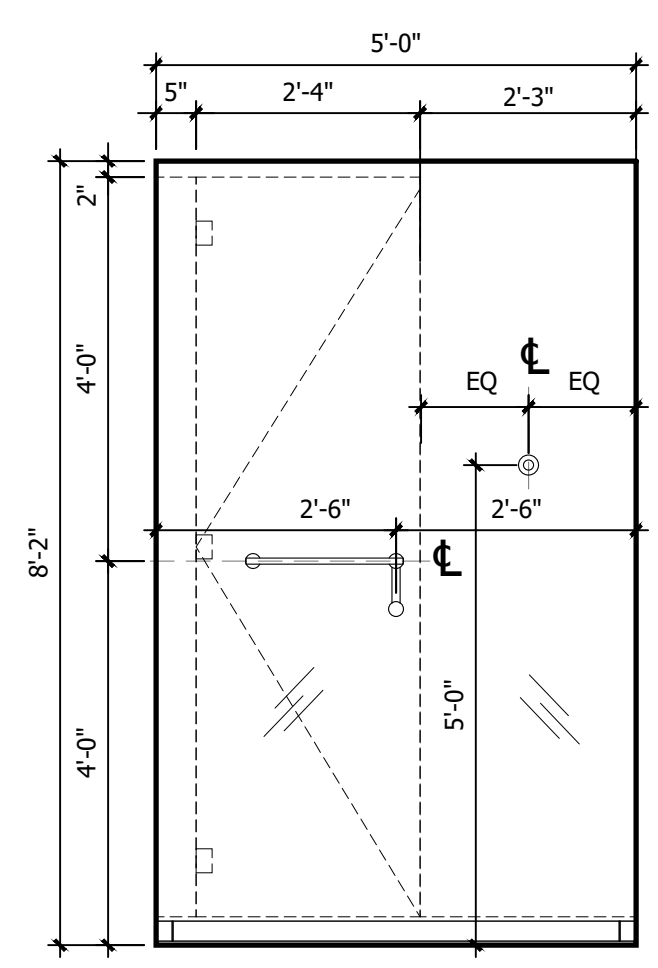
SHEET ID488

IMPORTANT NOTICE TO ALL CONTRACTORS AND OR SUBCONTRACTORS: (COMPLETE BUILDING SYSTEMS AND OR INSTALLATIONS)

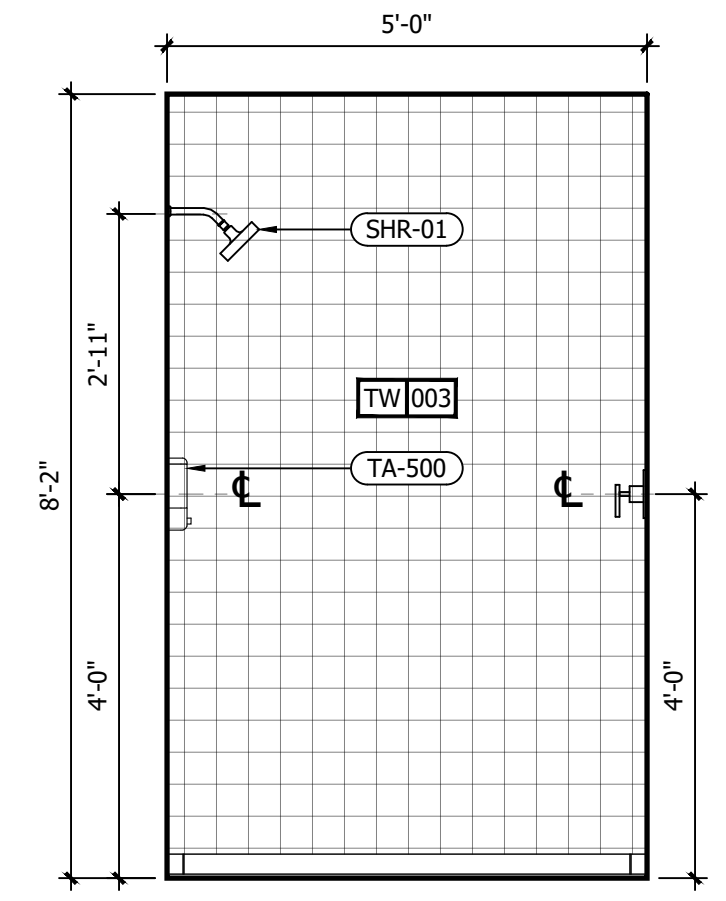
- IF AWARDED A CONTRACT FOR ANY PORTION OF WORK NEEDED TO COMPLETE THIS PROJECT YOU ARE AGREEING TO THE FOLLOWING TERMS:
- YOU ARE A QUALIFIED CONTRACTOR AND OR SUBCONTRACTOR SPECIFICALLY IN PROVIDING A COMPLETE TURNKEY SERVICE IN YOUR TRADE OR PROFESSION FOR THE TYPE OF WORK AND SCOPE FOR THIS PROJECT.
- YOU AGREE TO PROVIDE A COMPLETE DESIGN BUILD SOLUTION BASED ON THE ARCHITECT'S INTENDED DESIGN FOR THIS PROJECT.
- YOUR BID INCLUDED ALL THE STEPS, PROCESSES, MATERIALS, PRODUCTS, GOVERNING PERMITS AND APPROVALS NECESSARY TO PROVIDE A COMPLETED AND WARRANTED SYSTEM ON INSTALLATION THAT DOES NOT REQUIRE ANOTHER CONTRACTOR OR PRODUCT TO COMPLETE YOUR SCOPE OF WORK.
- YOUR BID MUST HAVE INCLUDED ANY DESIGN INFORMATION REFERENCED WITHIN ANY CIVIL, ARCHITECTURAL, STRUCTURAL, MECHANICAL, ELECTRICAL AND OR PLUMBING DRAWINGS. ALSO NOTE THESE DRAWINGS ARE SCHEMATIC AND ARE INTENDED TO SHOW ONLY BASIC CONCEPTS AND GENERAL INFORMATION THE COMPLETION OF YOUR WORK MAY INCLUDE OTHER STEPS, PROCESSES, MATERIALS, PRODUCTS, LABOR, GOVERNING PERMITS AND OR APPROVALS NECESSARY TO PROVIDE A COMPLETE SYSTEM INSTALLATION WHETHER SUGGESTED ON THE DRAWINGS OR NOT.
- AS AN EXAMPLE: ITEMS AND OR TASKS LIKE: FIRE CALLS, DRAFT STOPS, FASTENERS, ANCHORS, EMBEDMENTS, DUMPSTERS, DEBRIS CLEAN UP, ETC. ARE YOUR RESPONSIBILITY. ANY WORK NOT COMPLETED IN A TIMELY MANNER, OR INCOMPLETE WORK WILL BE BILLED BACK TO THE CONTRACTOR AND OR SUBCONTRACTOR, AT THE OWNERS' DISCRETION.



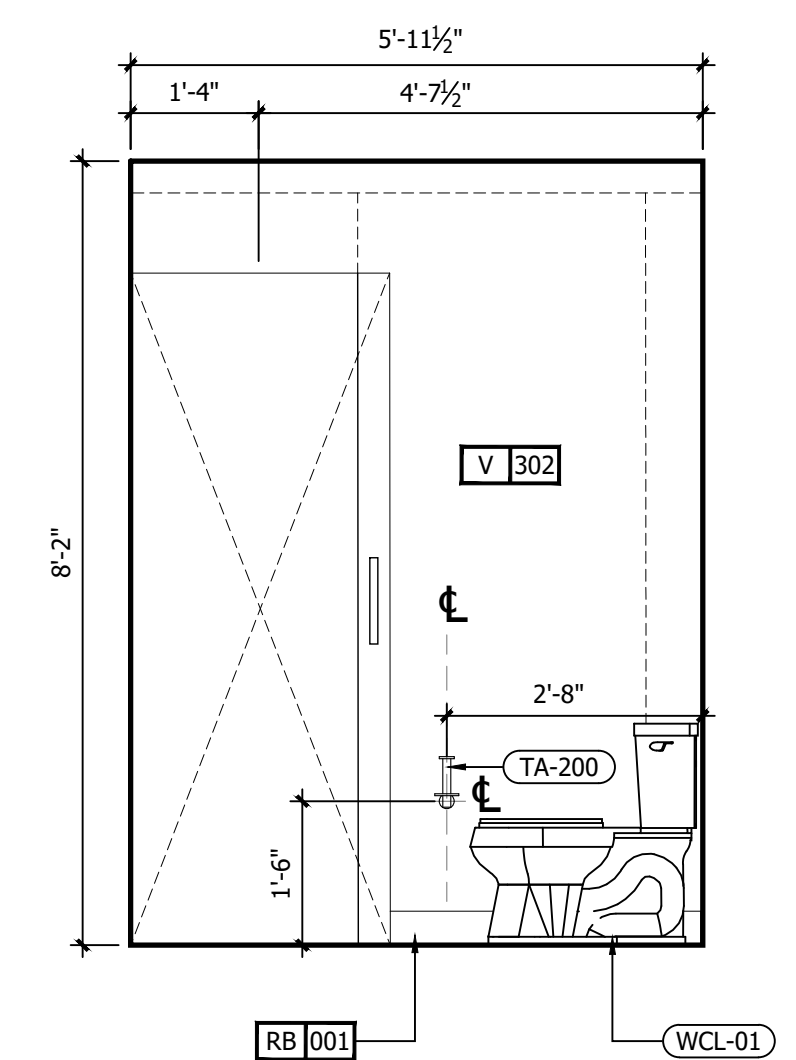
G INTERIOR ELEVATION
1/2" = 1'-0"



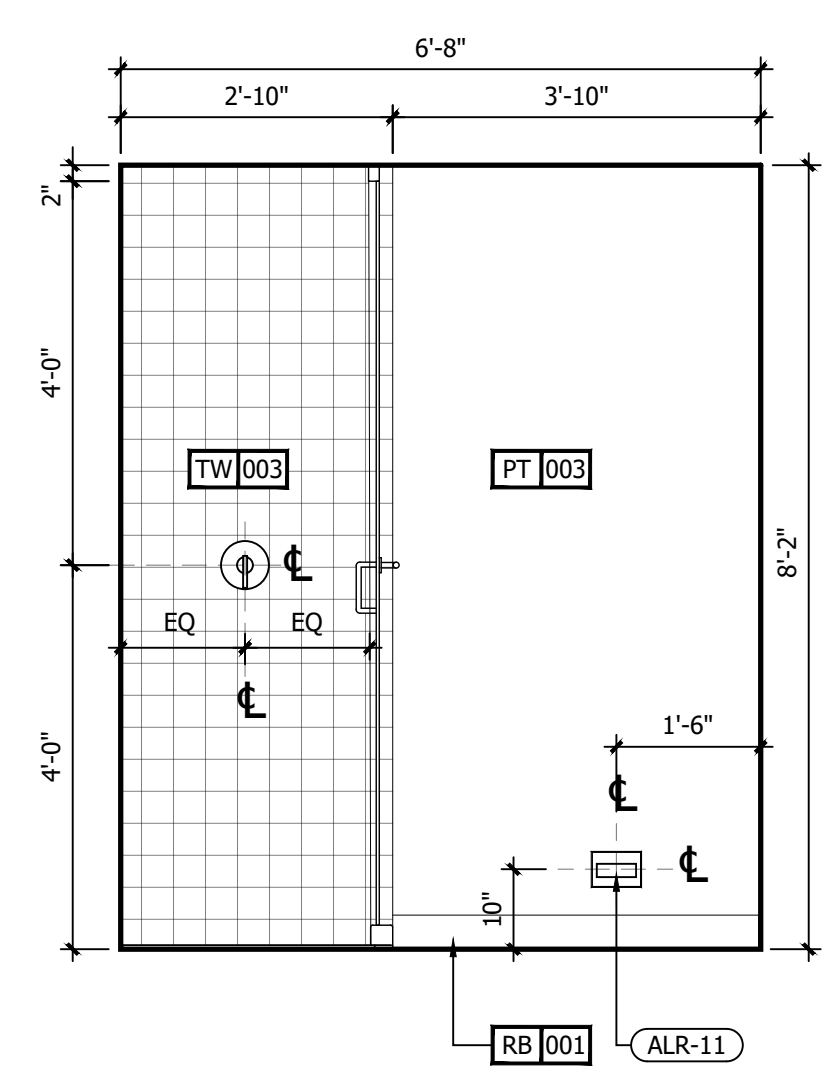
F INTERIOR ELEVATION
1/2" = 1'-0"



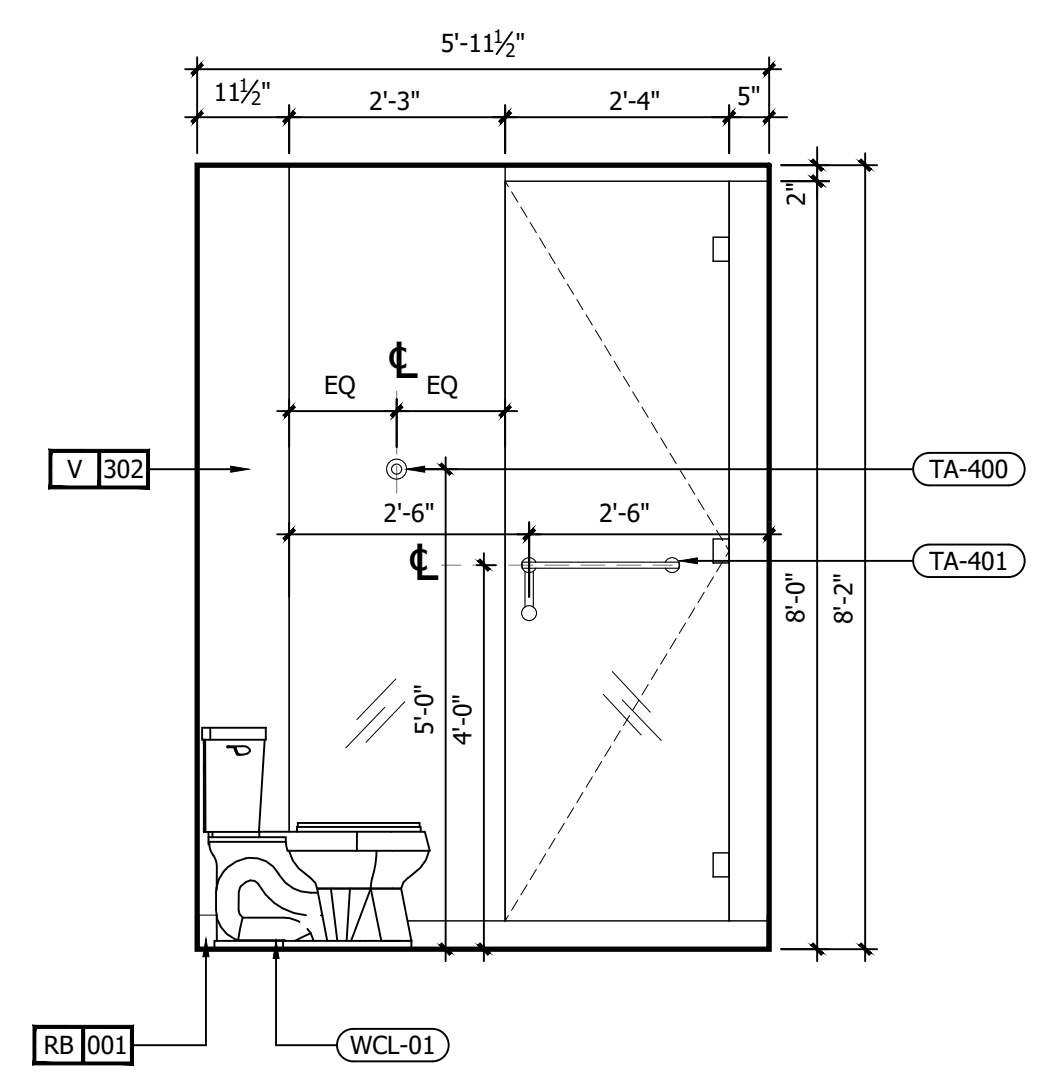
E INTERIOR ELEVATION
1/2" = 1'-0"



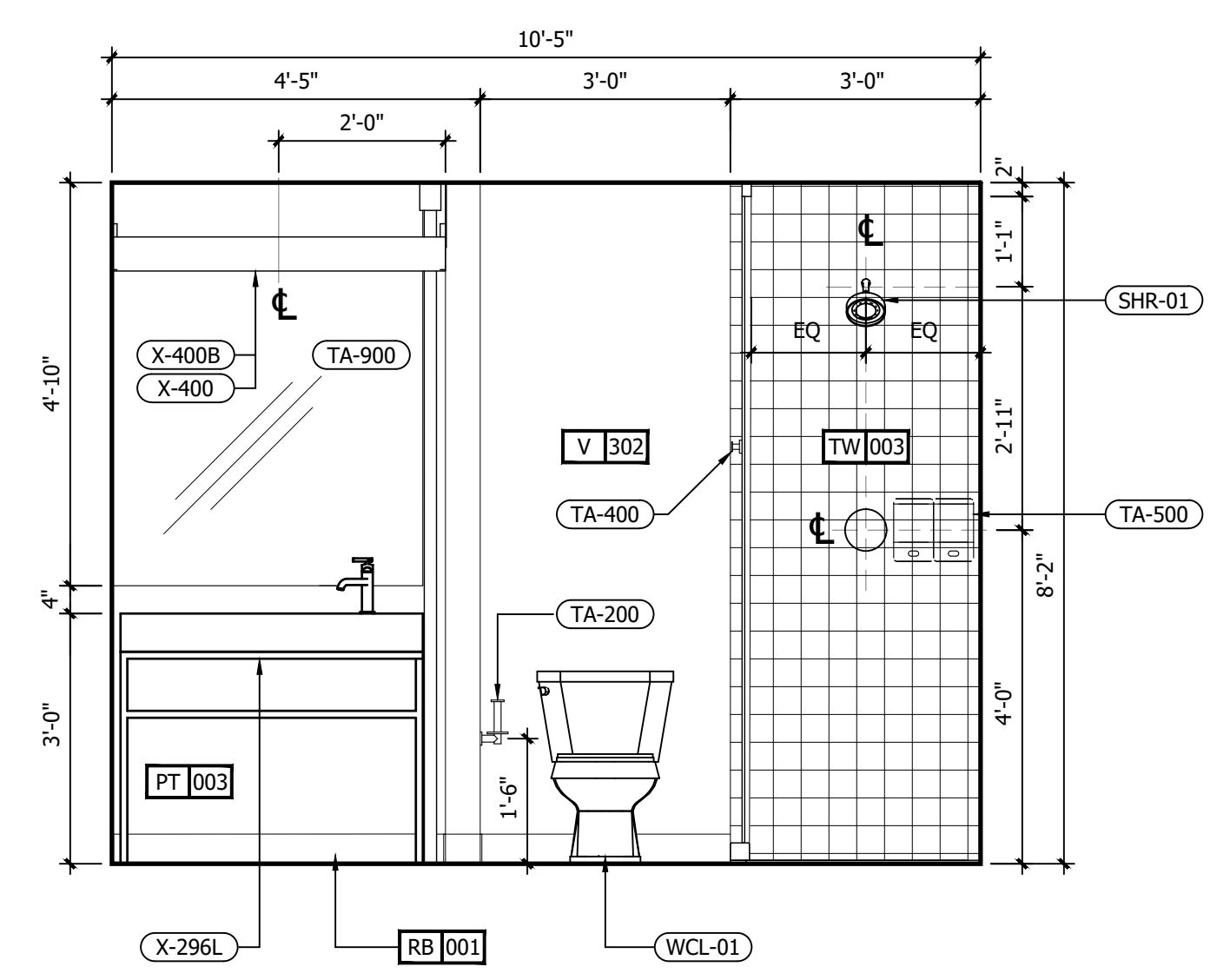
D INTERIOR ELEVATION
1/2" = 1'-0"



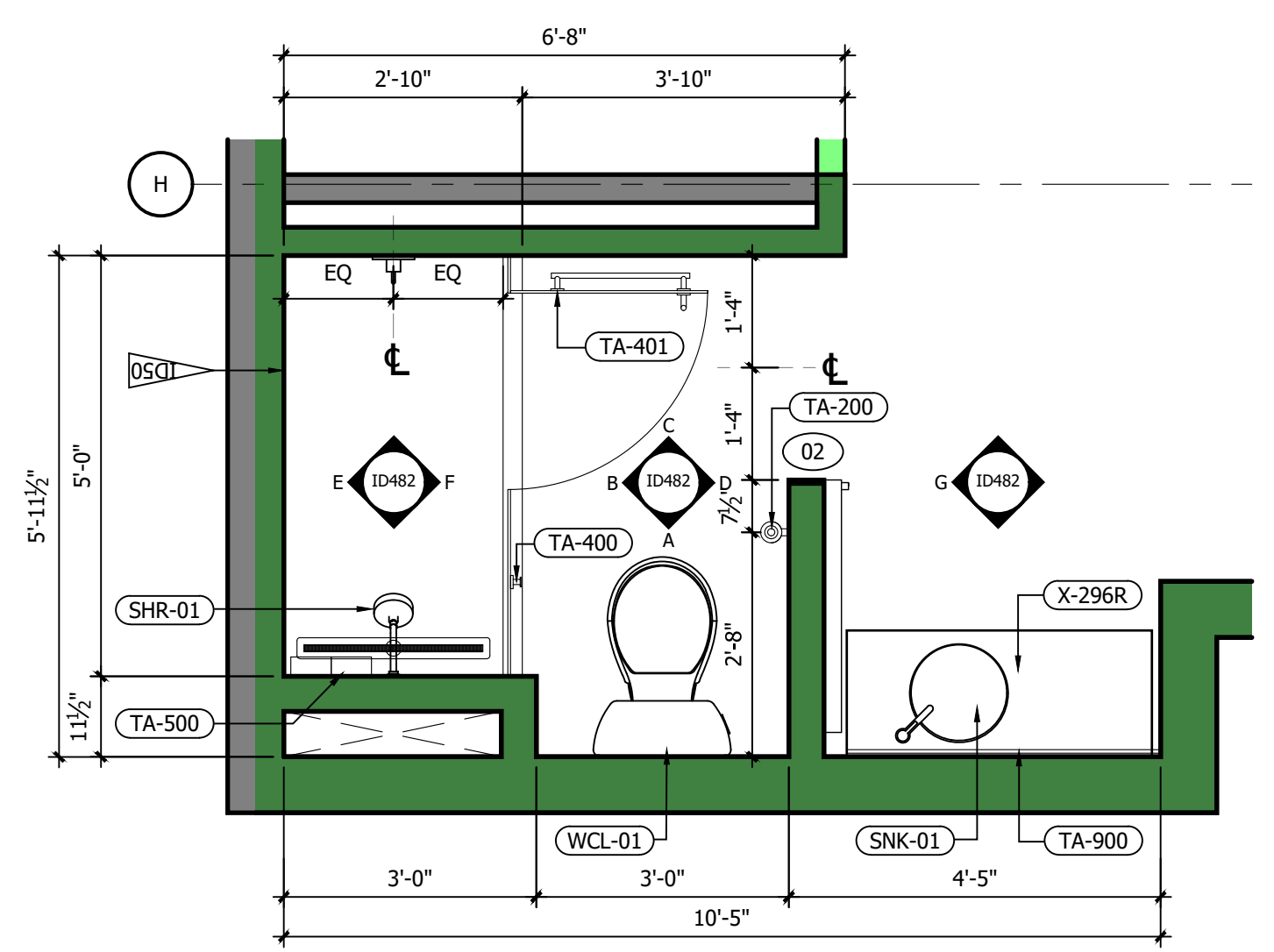
C INTERIOR ELEVATION
1/2" = 1'-0"



B INTERIOR ELEVATION
1/2" = 1'-0"



A INTERIOR ELEVATION
1/2" = 1'-0"



1 RM#1 KING BATHROOM FFE PLAN
1/2" = 1'-0"

REFERENCE NOTES	
A. REFER TO DESIGN STANDARDS, "GUESTROOMS" CHAPTER, FOR MAIN REQUIREMENTS RELATED TO THIS ARCHITECT IS RESPONSIBLE FOR DESIGNING PROJECT IN ACCORDANCE WITH THE ENTIRE DESIGN STANDARDS.	
GENERAL NOTES	
1. WRAP DRAINAGE AND SUPPLY PIPES WITH INSULATING MATERIAL.	
2. G.C. TO PROVIDE BLOCKING AND / OR STRAPPING FOR ALL ITEMS ATTACHED TO WALLS OR MOUNTED TO CEILING ARCHITECT OF RECORD TO REVIEW.	
3. BARN DOOR SHALL BE FACTORY PAINTED.	
CRITERIA NOTES	
CRITERIA NOTES ARE SHOWN CATEGORIZED BY DISCIPLINE AND COULD BE INTERPRETED TO APPLY TO MORE THAN ONE DISCIPLINE. FOR EFFICIENCY, NOTES ARE ONLY SHOWN UNDER ONE PREDOMINANT DISCIPLINE. CONSULTANTS SHOULD FAMILIARIZE THEMSELVES WITH ALL CRITERIA NOTES.	
A0 ARCHITECTURAL	A92 PROVIDE BLOCKING FOR ACCESSORIES INCLUDING (BUT NOT LIMITED TO) GRAB BARS, SHELF AND FOOTREST, TOWEL RACKS, ETC.
ID0 INTERIOR DESIGN	ID50 REFER TO SHEET 571A AND 572A FOR ALTERNATE SHOWER FINISH MATERIALS.
E0 ENGINEERING	E1 GANG OUTLETS AND SWITCHES AT THIS LOCATION @ HEIGHT SHOWN.

NO.	DESCRIPTION	DATE	BY
-	ISSUED FOR DEMOLITION	06/09/17	MV
-	ISSUED TO FRANCHISE	06/09/17	MV
-	ISSUED FOR BID (ID ONLY)	07/21/17	MV
-	ISSUED TO FRANCHISE	08/17/17	MV
-	ISSUED FOR PERMIT	08/04/17	MV
-	FOR FINAL APPROVAL	10/02/17	MV
-	ISSUED FOR PERMIT	11/28/17	MV
-	RE-ISSUED FOR PERMIT	03/07/18	AN
-	REV. DETAILS ON A700.2	06/04/18	AVK
-	RE-90% FRANCHISE COMMENTS	06/04/18	AVK



ARCHITECTURE
URBAN PLANNING
INTERIORS
HOTELS/ HOUSING/ MIXED USE
1800.630.3750
CA-SERVICES
ca@mwtusa.com / 1800.717.5816



WARNING
IT IS A VIOLATION OF THE LAW FOR ANY PERSON, UNLESS ACTING UNDER THE DIRECTION OF THE ARCHITECT, TO ALTER OR REPRODUCE THESE DRAWINGS IN ANY WAY.

**ALOFT
MEMPHIS
DOWNTOWN**

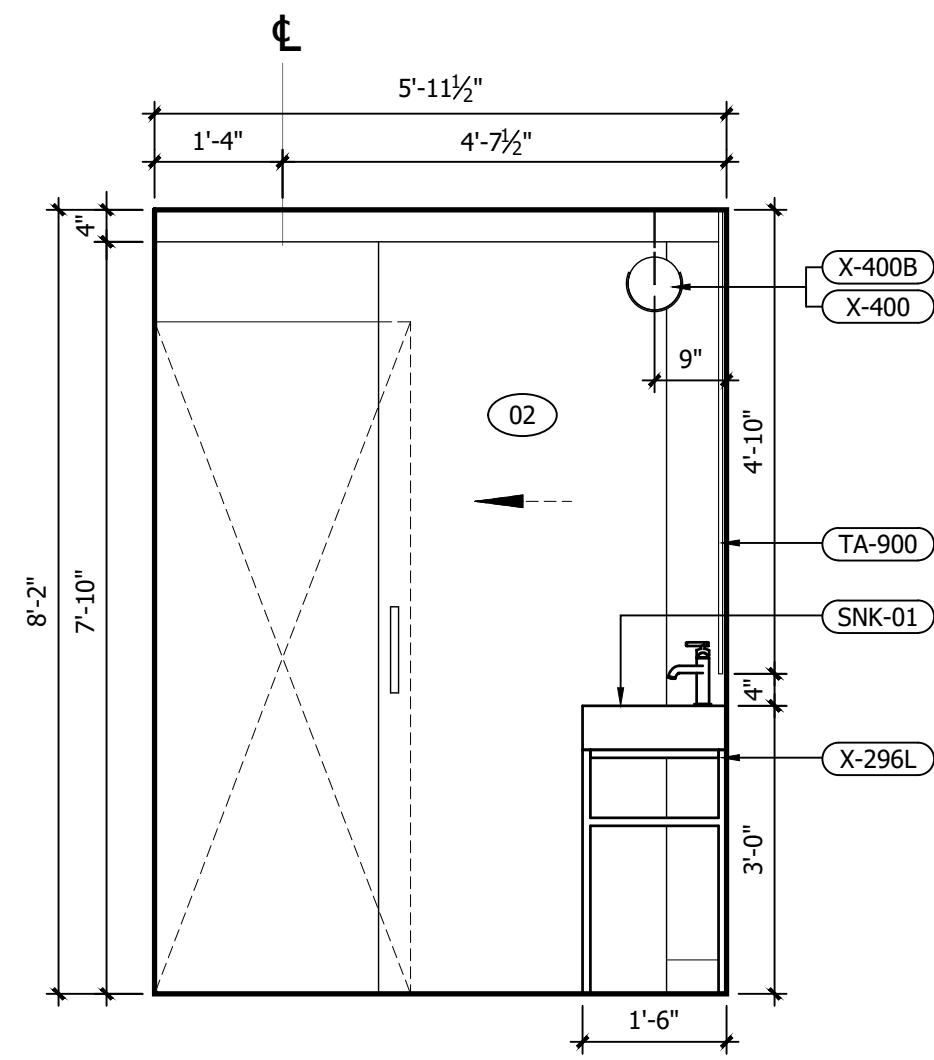
63 NORTH B.B. KING BLVD.
MEMPHIS, TENNESSEE 38103

PROJECT NO.: 16 006
DATE: 04-12-2019
DRAWN BY: EF/RW
CHKD. BY: MWT

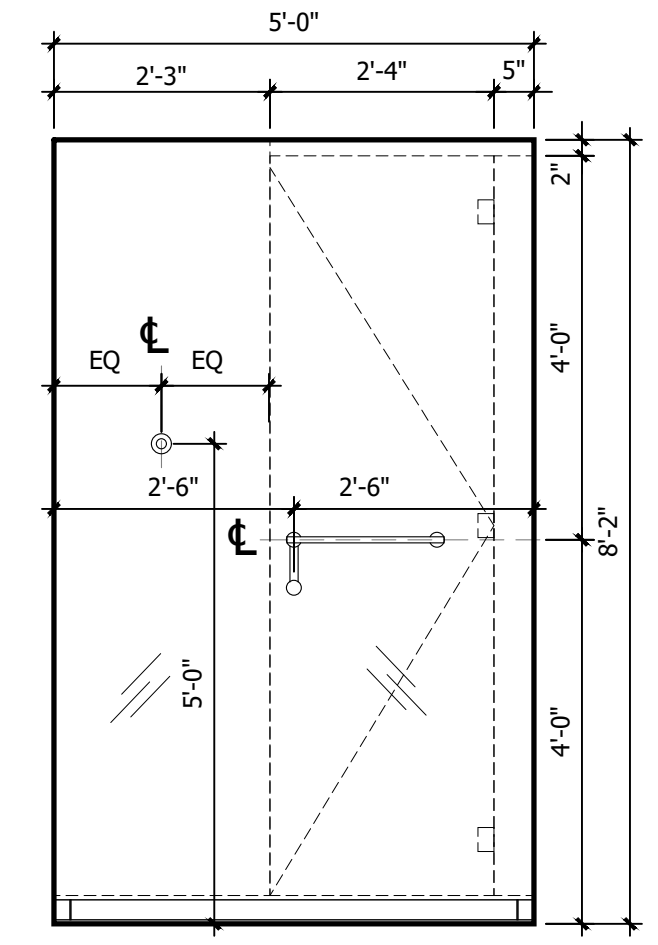
**ENL. BATHROOM
RM#1 KING
PLANS & DETAILS**

SHEET ID482

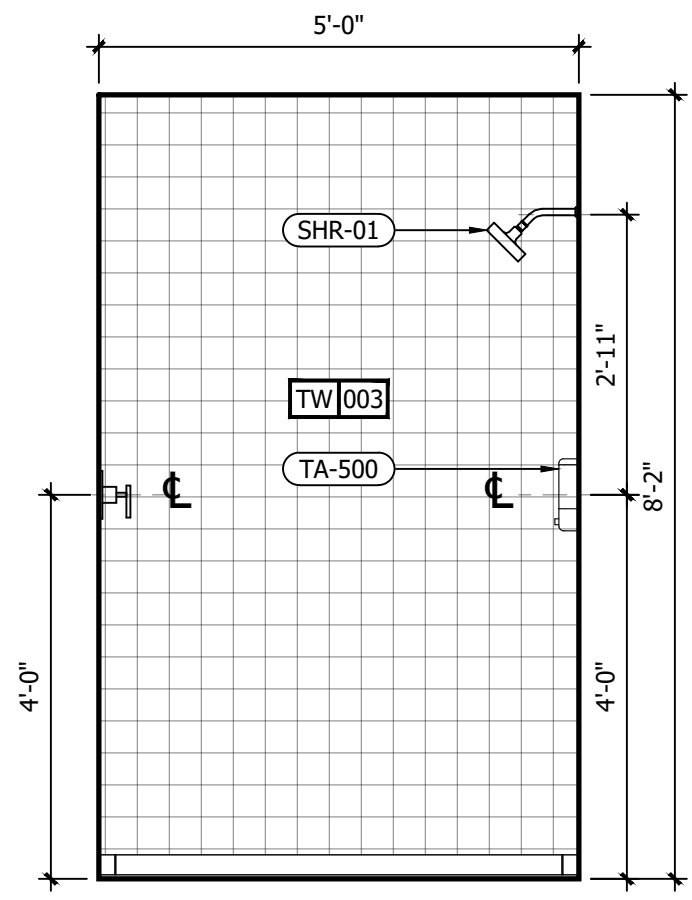
IMPORTANT NOTICE TO ALL CONTRACTORS AND OR SUBCONTRACTORS: (COMPLETE BUILDING SYSTEMS AND OR INSTALLATIONS)
IF AWARDED A CONTRACT FOR ANY PORTION OF WORK NEEDED TO COMPLETE THIS PROJECT YOU ARE AGREEING TO THE FOLLOWING TERMS:
1. YOU ARE A QUALIFIED CONTRACTOR AND OR SUBCONTRACTOR SPECIFICALLY IN PROVIDING A COMPLETE TURNKEY SERVICE IN YOUR TRADE OR PROFESSION FOR THE TYPE OF WORK AND SCOPE FOR THIS PROJECT.
2. YOU AGREE TO PROVIDE A COMPLETE DESIGN BUILD SOLUTION BASED ON THE ARCHITECT'S INTENDED DESIGN FOR THIS PROJECT.
3. YOUR BID INCLUDED ALL THE STEPS, PROCESSES, MATERIALS, PRODUCTS, GOVERNING PERMITS AND APPROVALS NECESSARY TO PROVIDE A COMPLETED AND WARRANTED SYSTEM OR INSTALLATION THAT DOES NOT REQUIRE ANOTHER CONTRACTOR OR PRODUCT TO COMPLETE YOUR SCOPE OF WORK.
4. YOUR BID MUST HAVE INCLUDED ANY DESIGN INFORMATION REFERENCED WITHIN ANY CIVIL, ARCHITECTURAL, STRUCTURAL, MECHANICAL, ELECTRICAL AND OR PLUMBING DRAWINGS. ALSO NOTE THESE DRAWINGS ARE SCHEMATIC AND ARE INTENDED TO SHOW ONLY BASIC CONCEPTS AND GENERAL INFORMATION THE COMPLETION OF YOUR WORK MAY INCLUDE OTHER STEPS, PROCESSES, MATERIALS, PRODUCTS, LABOR, GOVERNING PERMITS AND OR APPROVALS NECESSARY TO PROVIDE A COMPLETE SYSTEM INSTALLATION WHETHER SUGGESTED ON THE DRAWINGS OR NOT.
5. AS AN EXAMPLE: ITEMS AND OR TASKS LIKE: FIRE CALLS, DRAFT STOPS, FASTENERS, ANCHORS, EMBEDMENTS, DUMPSTERS, DEBRIS CLEAN UP, ETC. ARE YOUR RESPONSIBILITY. ANY WORK NOT COMPLETED IN A TIMELY MANNER, OR INCOMPLETE WORK WILL BE BILLED BACK TO THE CONTRACTOR AND OR SUBCONTRACTOR, AT THE OWNERS' DISCRETION.



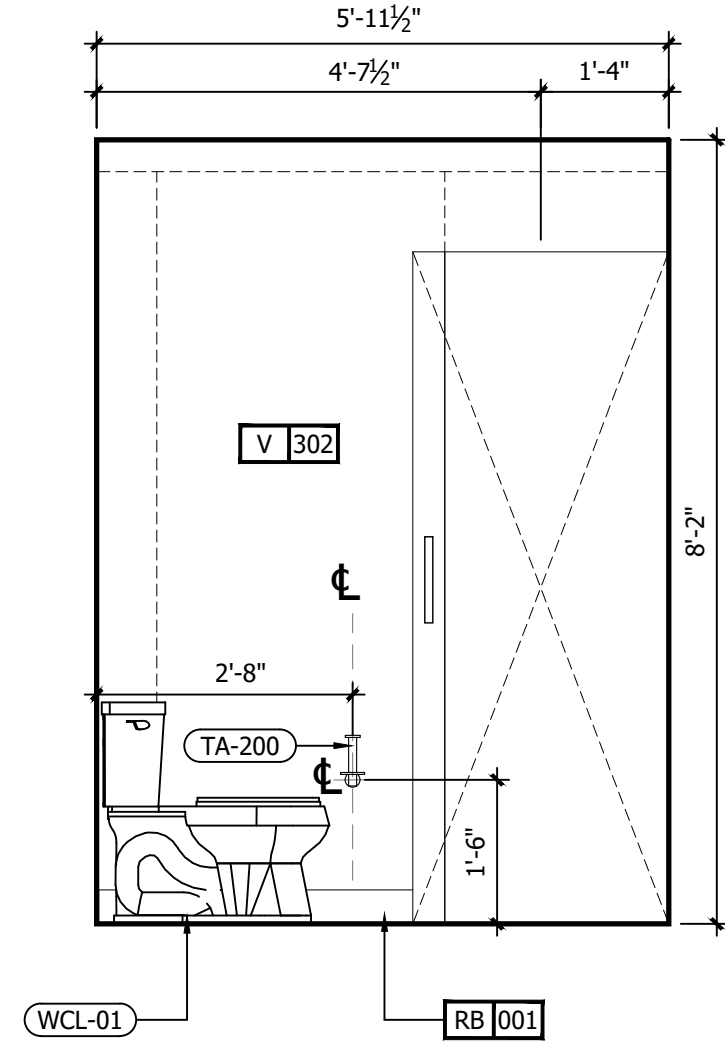
G INTERIOR ELEVATION
1/2" = 1'-0"



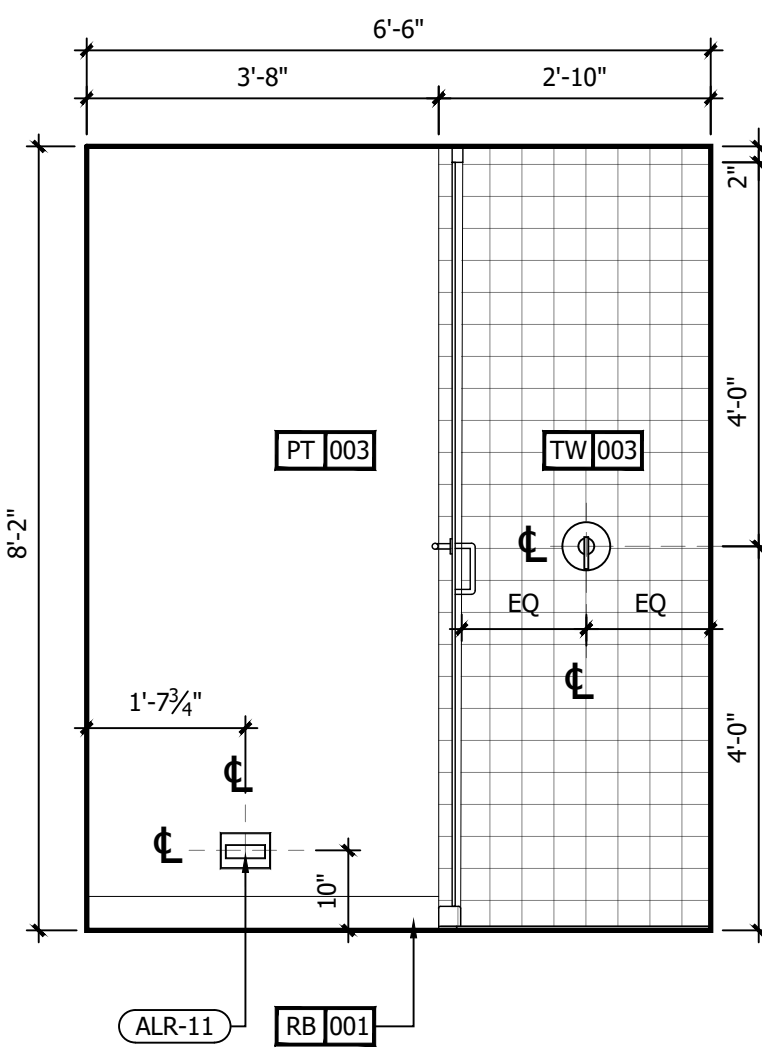
F INTERIOR ELEVATION
1/2" = 1'-0"



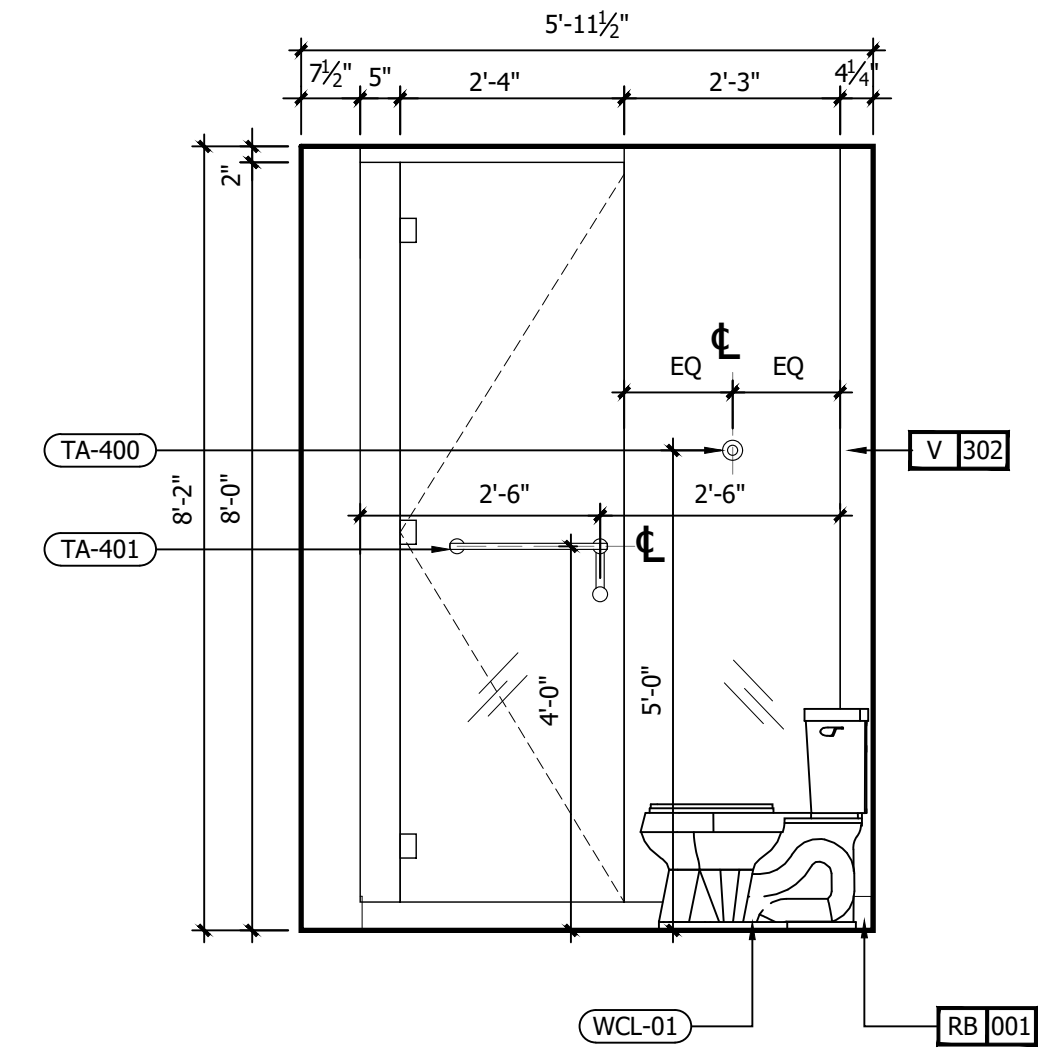
E INTERIOR ELEVATION
1/2" = 1'-0"



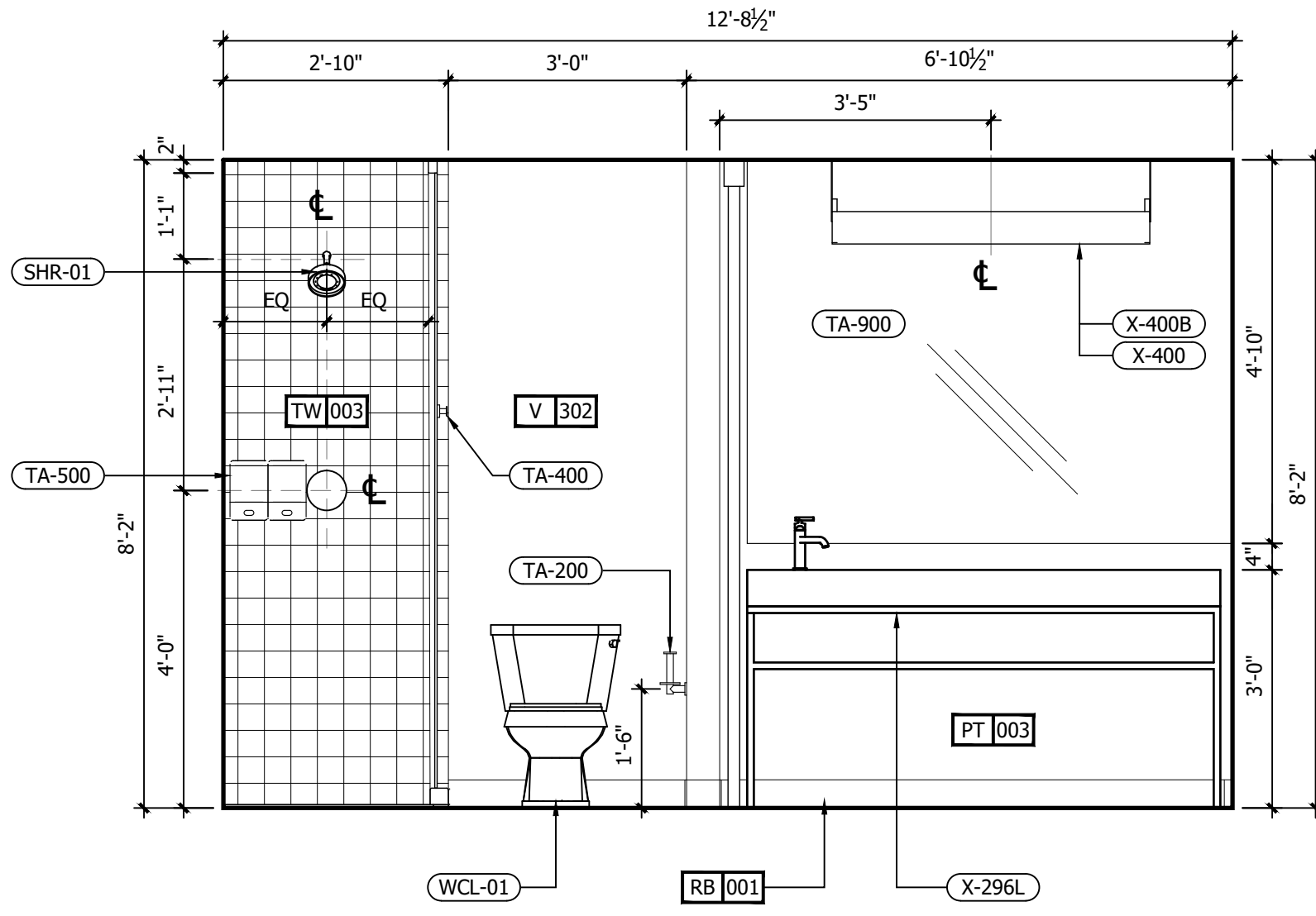
D INTERIOR ELEVATION
1/2" = 1'-0"



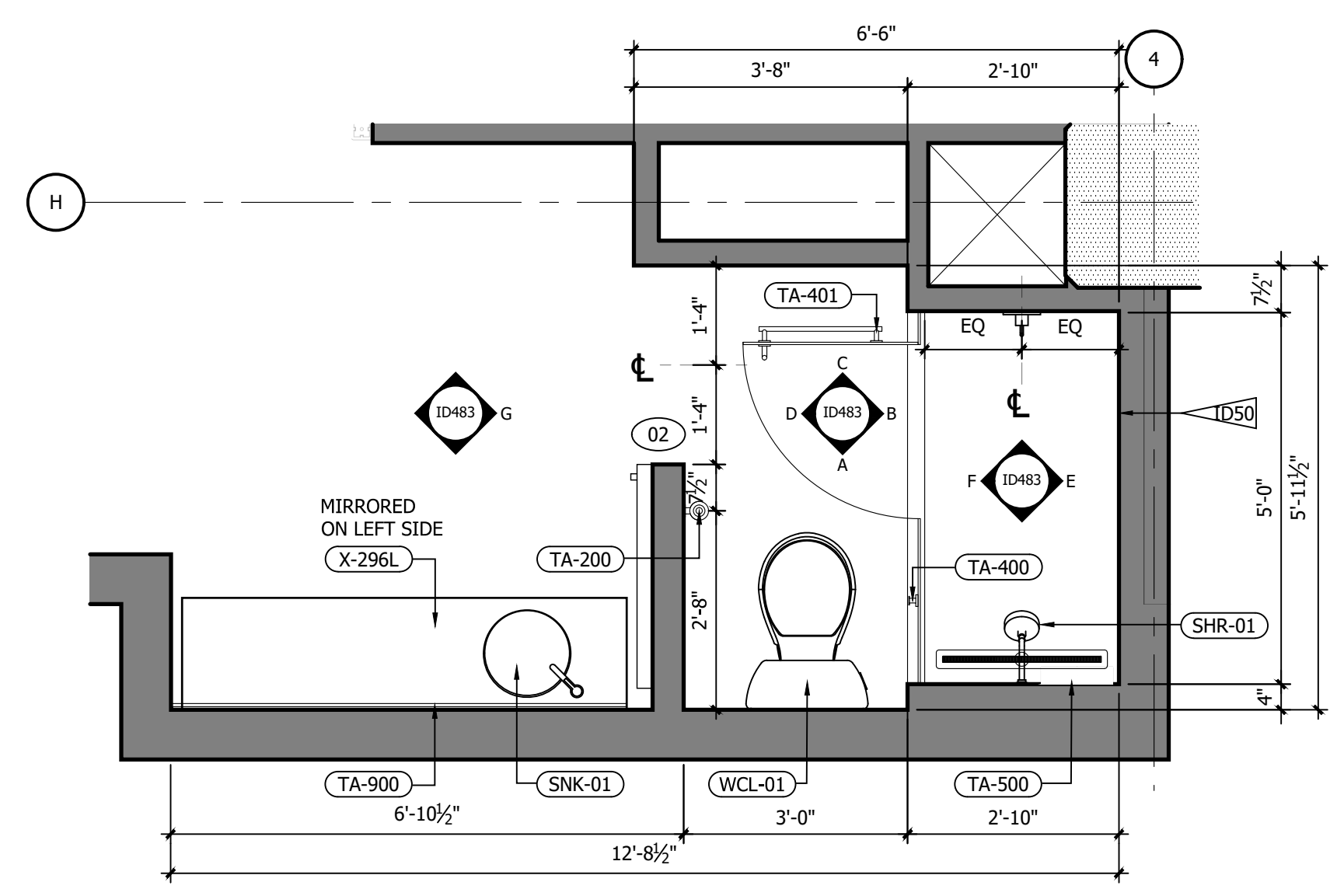
C INTERIOR ELEVATION
1/2" = 1'-0"



B INTERIOR ELEVATION
1/2" = 1'-0"



A INTERIOR ELEVATION
1/2" = 1'-0"



1 RM#13 & 2 KING BATHROOM FFE PLAN
1/2" = 1'-0"


REFERENCE NOTES	
A. REFER TO DESIGN STANDARDS, "GUESTROOMS" CHAPTER, FOR MAIN REQUIREMENTS RELATED TO THIS ARCHITECT IS RESPONSIBLE FOR DESIGNING PROJECT IN ACCORDANCE WITH THE ENTIRE DESIGN STANDARDS.	
GENERAL NOTES	
1. WRAP DRAINAGE AND SUPPLY PIPES WITH INSULATING MATERIAL.	
2. G. C. TO PROVIDE BLOCKING AND / OR STRAPPING FOR ALL ITEMS ATTACHED TO WALLS OR MOUNTED TO CEILING ARCHITECT OF RECORD TO REVIEW.	
3. BARN DOOR SHALL BE FACTORY PAINTED.	
CRITERIA NOTES	
CRITERIA NOTES ARE SHOWN CATEGORIZED BY DISCIPLINE AND COULD BE INTERPRETED TO APPLY TO MORE THAN ONE DISCIPLINE. FOR EFFICIENCY, NOTES ARE ONLY SHOWN UNDER ONE PREDOMINANT DISCIPLINE. CONSULTANTS SHOULD FAMILIARIZE THEMSELVES WITH ALL CRITERIA NOTES.	
A0 ARCHITECTURAL	A02 PROVIDE BLOCKING FOR ACCESSORIES INCLUDING (BUT NOT LIMITED TO) GRAB BARS, SHELF AND FOOTREST, TOWEL RACKS, ETC.
ID0 INTERIOR DESIGN	ID50 REFER TO SHEET 571A AND 572A FOR ALTERNATE SHOWER FINISH MATERIALS.
E0 ENGINEERING	E1 GANG OUTLETS AND SWITCHES AT THIS LOCATION @ HEIGHT SHOWN.

NO.	DESCRIPTION	DATE	BY
-	ISSUED FOR DEMOLITION	06/09/17	MV
-	ISSUED TO FRANCHISE	06/09/17	MV
-	ISSUED FOR BID (ID ONLY)	07/21/17	MV
-	ISSUED TO FRANCHISE	08/17/17	MV
-	ISSUED FOR PERMIT	08/04/17	MV
-	FOR FINAL APPROVAL	10/02/17	MV
-	ISSUED FOR PERMIT	11/28/17	MV
-	RE-ISSUED FOR PERMIT	03/07/18	AN
-	REV. DETAILS ON A700.2	06/04/18	AVK
-	RE-90% FRANCHISE COMMENTS	06/04/18	AVK

IMPORTANT NOTICE TO ALL CONTRACTORS AND OR SUBCONTRACTORS: (COMPLETE BUILDING SYSTEMS AND OR INSTALLATIONS)

IF AWARDED A CONTRACT FOR ANY PORTION OF WORK NEEDED TO COMPLETE THIS PROJECT YOU ARE AGREEING TO THE FOLLOWING TERMS:

- YOU ARE A QUALIFIED CONTRACTOR AND OR SUBCONTRACTOR SPECIFICALLY IN PROVIDING A COMPLETE TURNKEY SERVICE IN YOUR TRADE OR PROFESSION FOR THE TYPE OF WORK AND SCOPE FOR THIS PROJECT.
- YOUR BID INCLUDED ALL THE STEPS, PROCESSES, MATERIALS, PRODUCTS, GOVERNING PERMITS AND APPROVALS NECESSARY TO PROVIDE A COMPLETED AND WARRANTED SYSTEM OR INSTALLATION THAT DOES NOT REQUIRE ANOTHER CONTRACTOR OR PRODUCT TO COMPLETE YOUR SCOPE OF WORK.
- YOUR BID MUST HAVE INCLUDED ANY DESIGN INFORMATION REFERENCED WITHIN ANY CIVIL, ARCHITECTURAL, STRUCTURAL, MECHANICAL, ELECTRICAL AND OR PLUMBING DRAWINGS, ALSO NOTE THESE DRAWINGS ARE SCHEMATIC AND ARE INTENDED TO SHOW ONLY BASIC CONCEPTS AND GENERAL INFORMATION THE COMPLETION OF YOUR WORK MAY INCLUDE OTHER STEPS, PROCESSES, MATERIALS, PRODUCTS, LABOR, GOVERNING PERMITS AND OR APPROVALS NECESSARY TO PROVIDE A COMPLETE SYSTEM INSTALLATION WHETHER SUGGESTED ON THE DRAWINGS OR NOT.
- AS AN EXAMPLE: ITEMS AND OR TASKS LIKE: FIRE CALLS, DRAFT STOPS, FASTENERS, ANCHORS, EMBEDMENTS, DUMPSTERS, DEBRIS CLEAN UP, ETC. ARE YOUR RESPONSIBILITY. ANY WORK NOT COMPLETED IN A TIMELY MANNER, OR INCOMPLETE WORK WILL BE BILLED BACK TO THE CONTRACTOR AND OR SUBCONTRACTOR, AT THE OWNERS' DISCRETION.



ARCHITECTURE
URBAN PLANNING
INTERIORS
HOTELS/ HOUSING/ MIXED USE
1800.630.3750
CA-SERVICES
ca@mwtusa.com / 1800.717.5816



WARNING
IT IS A VIOLATION OF THE LAW FOR ANY PERSON, UNLESS ACTING UNDER THE DIRECTION OF THE ARCHITECT, TO ALTER OR REPRODUCE THESE DRAWINGS IN ANY WAY.

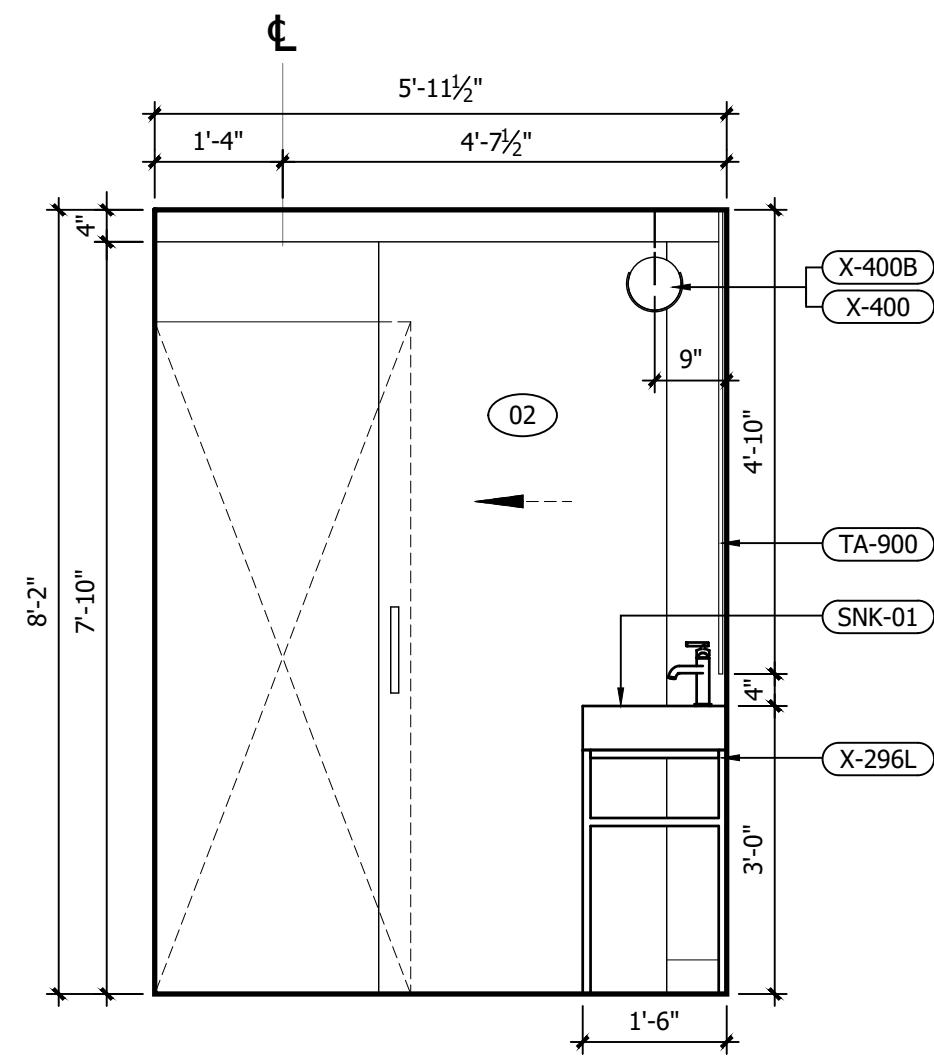
**ALOFT
MEMPHIS
DOWNTOWN**

63 NORTH B.B. KING BLVD.
MEMPHIS, TENNESSEE 38103

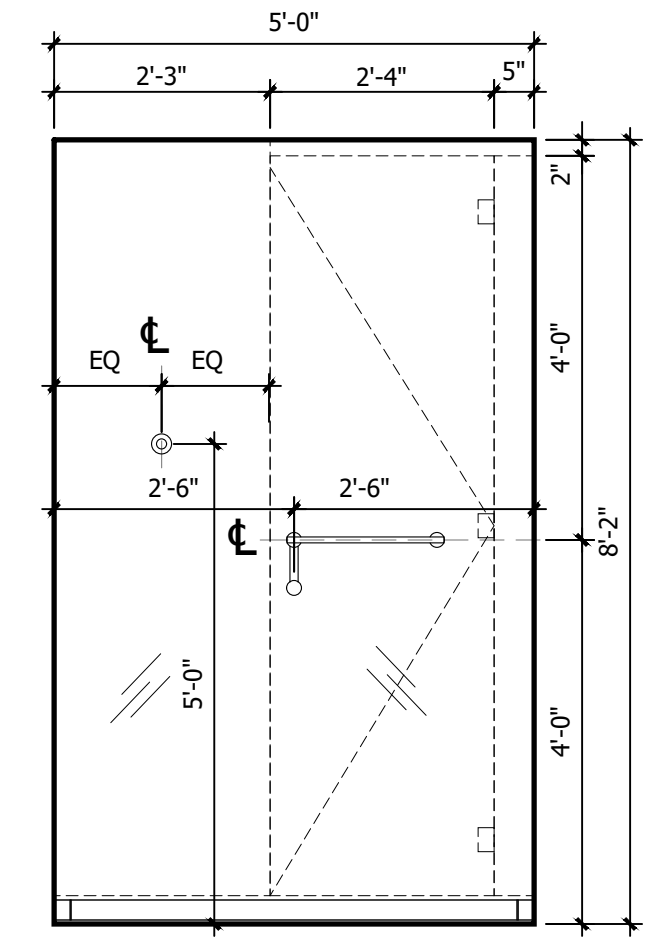
PROJECT NO.: 16 006
DATE: 04-12-2019
DRAWN BY: EF/RW
CHKD. BY: MWT

**ENL. BATHROOM
RM#13 & 2 KING
PLANS & DETAILS**

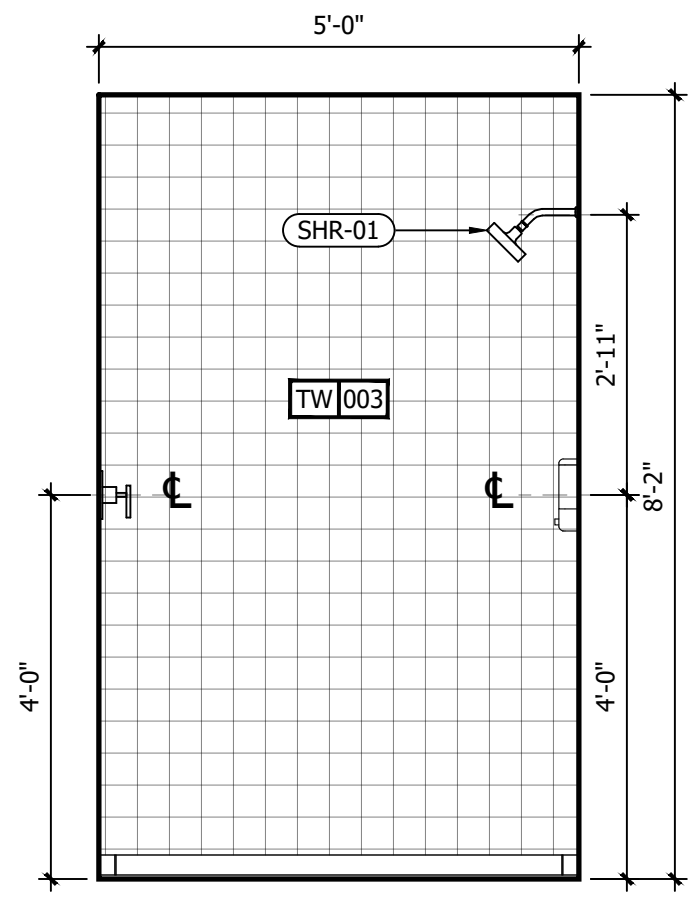
SHEET ID483



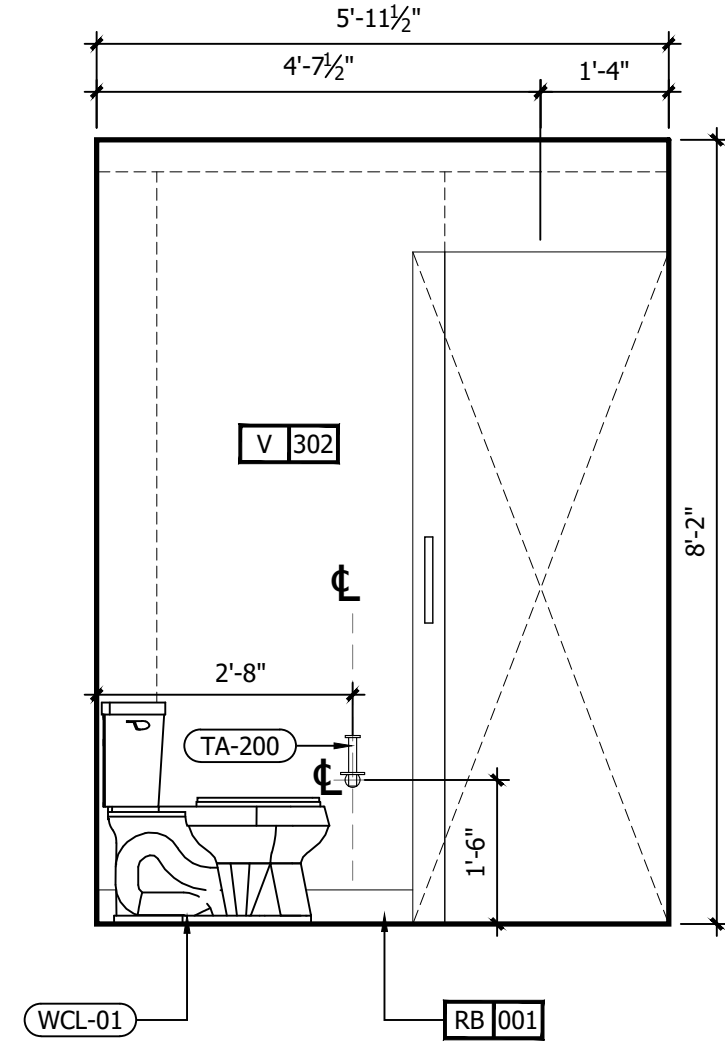
G INTERIOR ELEVATION
1/2" = 1'-0"



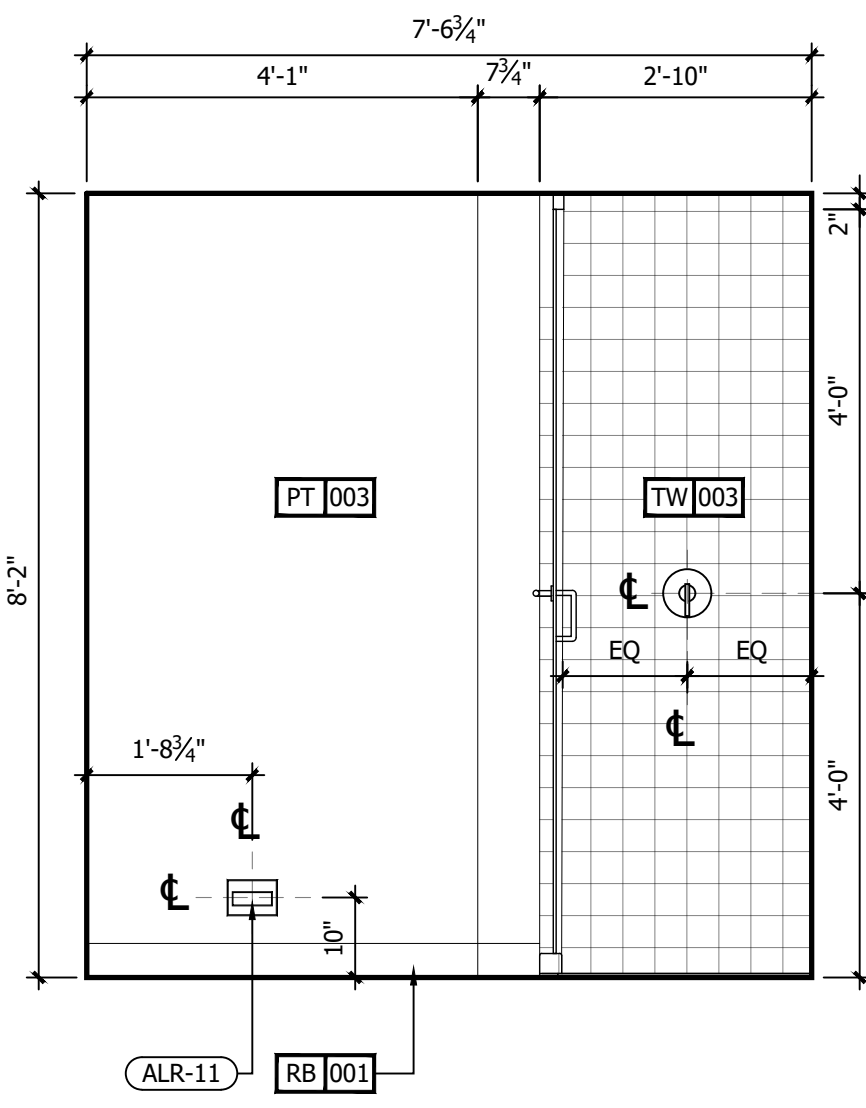
F INTERIOR ELEVATION
1/2" = 1'-0"



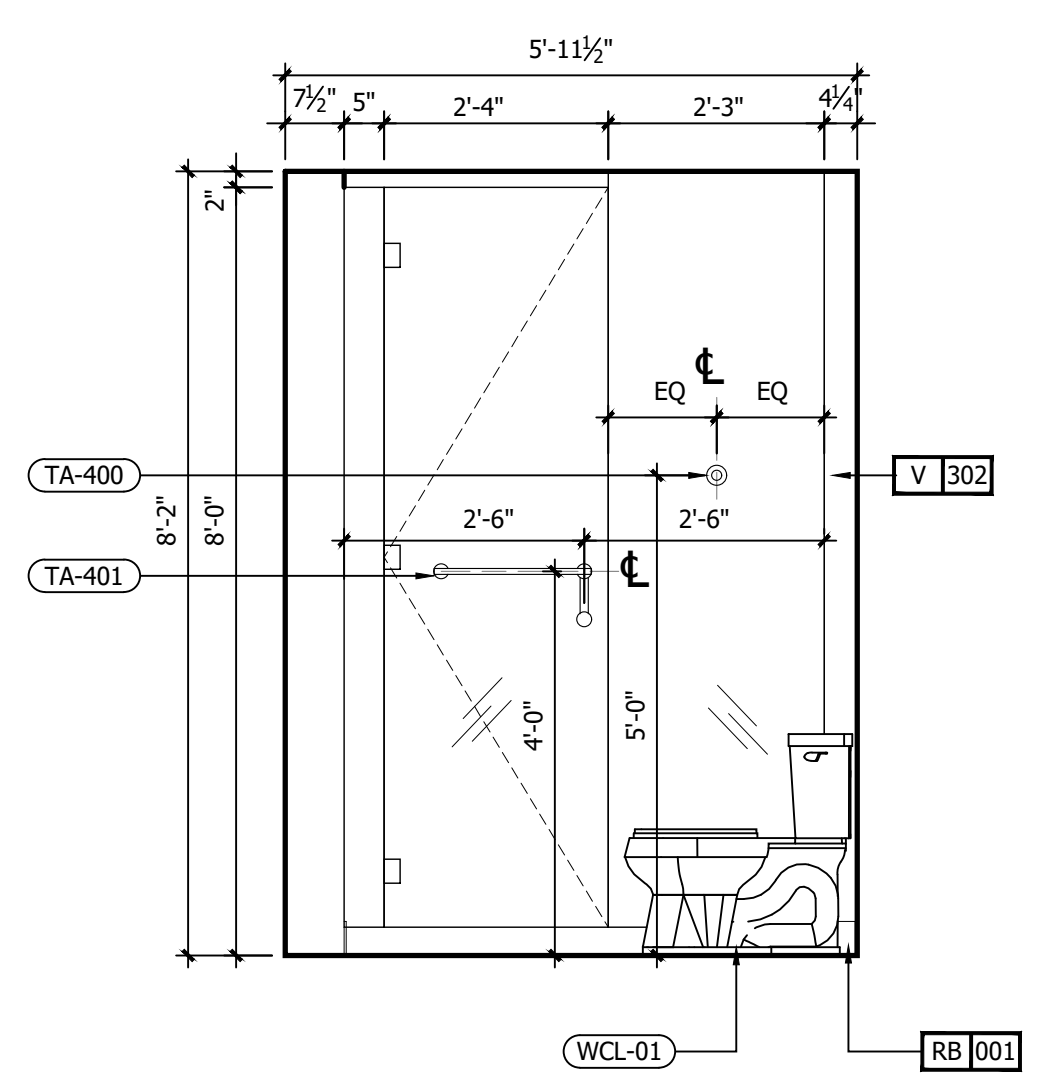
E INTERIOR ELEVATION
1/2" = 1'-0"



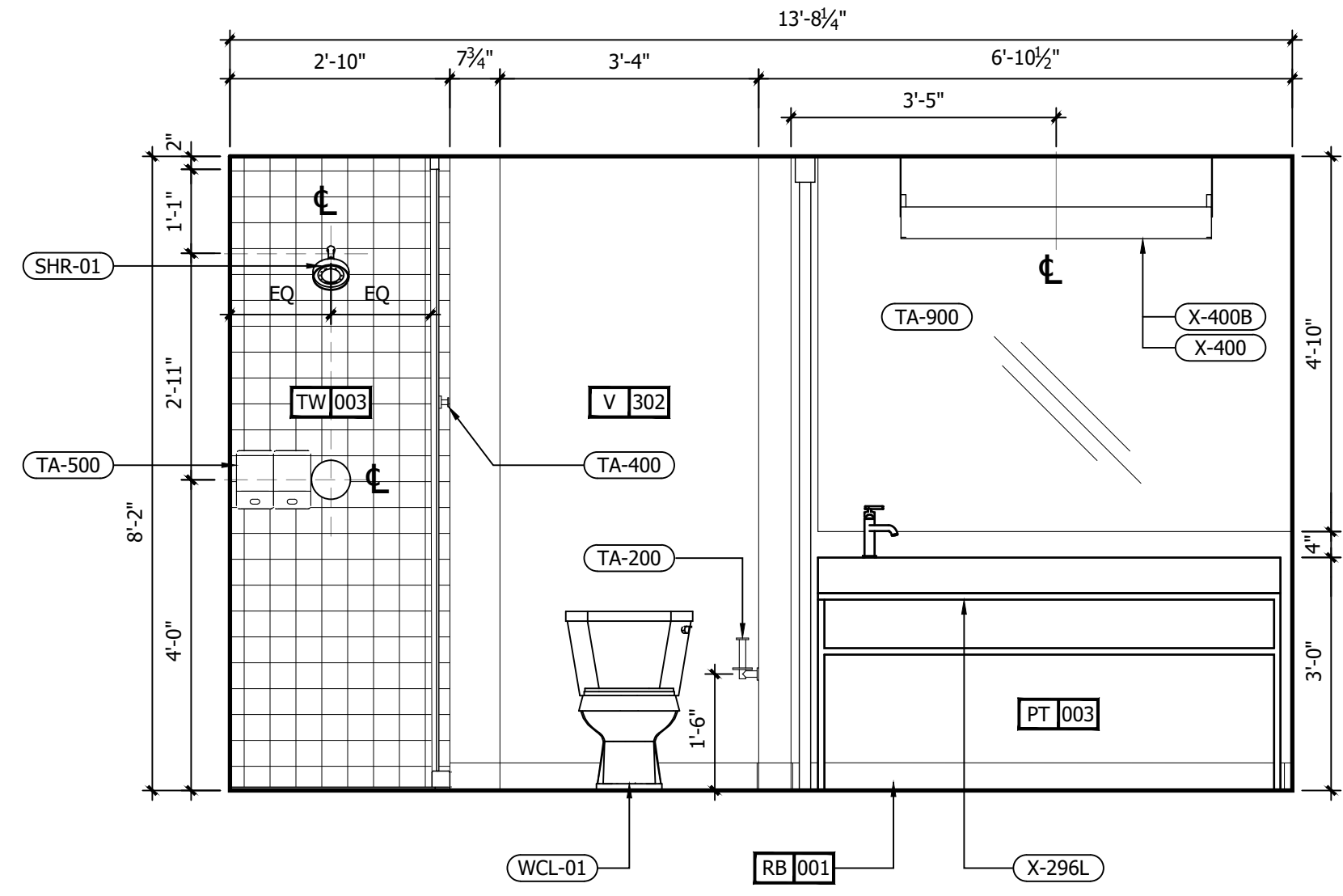
D INTERIOR ELEVATION
1/2" = 1'-0"



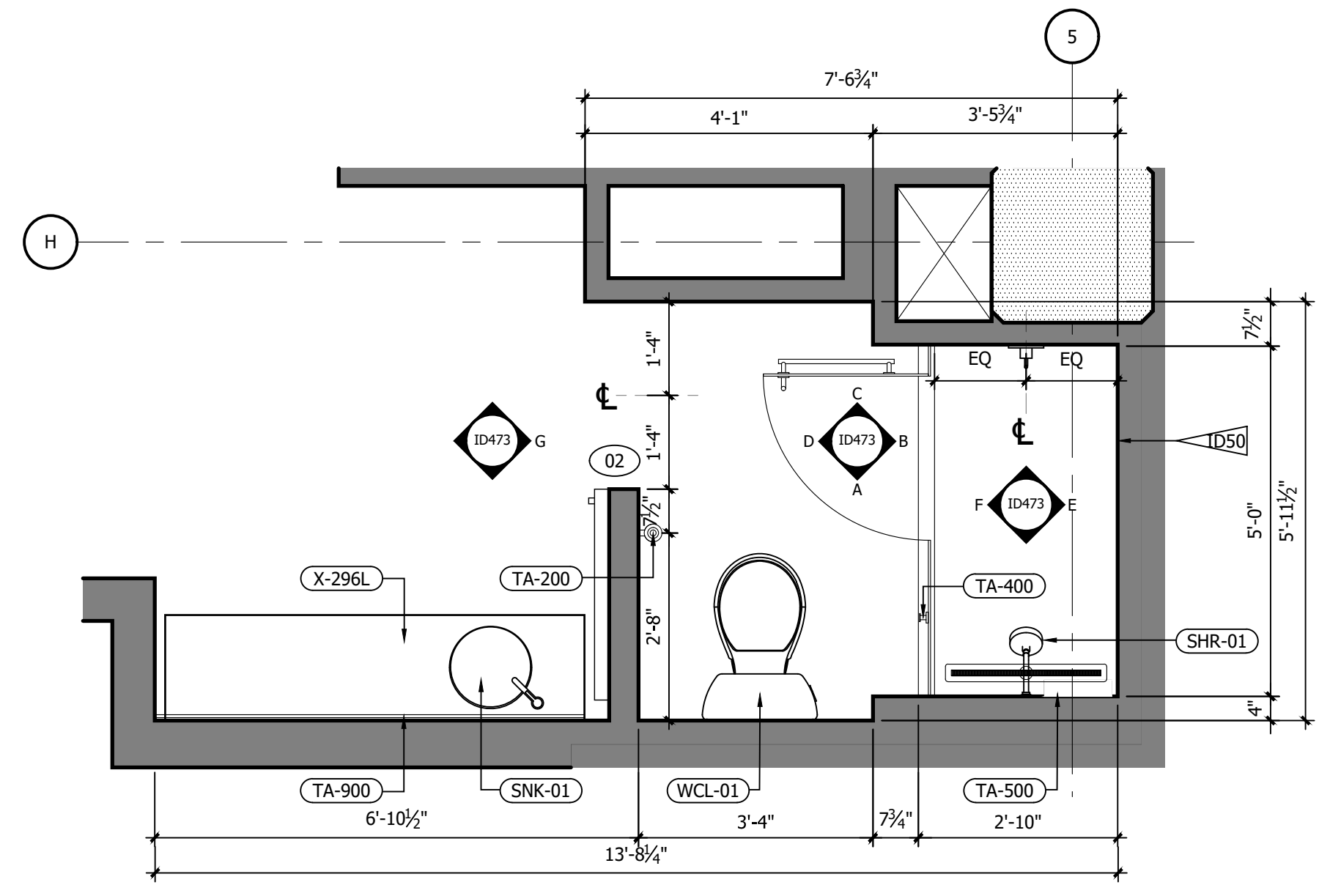
C INTERIOR ELEVATION
1/2" = 1'-0"



B INTERIOR ELEVATION
1/2" = 1'-0"



A INTERIOR ELEVATION
1/2" = 1'-0"



1 RM#14 KING BATHROOM FFE PLAN
1/2" = 1'-0"

REFERENCE NOTES	
A. REFER TO DESIGN STANDARDS, "GUESTROOMS" CHAPTER, FOR MAIN REQUIREMENTS RELATED TO THIS ARCHITECT IS RESPONSIBLE FOR DESIGNING PROJECT IN ACCORDANCE WITH THE ENTIRE DESIGN STANDARDS.	
GENERAL NOTES	
1. WRAP DRAINAGE AND SUPPLY PIPES WITH INSULATING MATERIAL.	
2. G.C. TO PROVIDE BLOCKING AND / OR STRAPPING FOR ALL ITEMS ATTACHED TO WALLS OR MOUNTED TO CEILING ARCHITECT OF RECORD TO REVIEW.	
3. BARN DOOR SHALL BE FACTORY PAINTED.	
CRITERIA NOTES	
CRITERIA NOTES ARE SHOWN CATEGORIZED BY DISCIPLINE AND COULD BE INTERPRETED TO APPLY TO MORE THAN ONE DISCIPLINE. FOR EFFICIENCY, NOTES ARE ONLY SHOWN UNDER ONE PREDOMINANT DISCIPLINE. CONSULTANTS SHOULD FAMILIARIZE THEMSELVES WITH ALL CRITERIA NOTES.	
A0 ARCHITECTURAL	
A02 PROVIDE BLOCKING FOR ACCESSORIES INCLUDING (BUT NOT LIMITED TO) GRAB BARS, SHELF AND FOOTREST, TOWEL RACKS, ETC.	
ID0 INTERIOR DESIGN	
ID50 REFER TO SHEET 571A AND 572A FOR ALTERNATE SHOWER FINISH MATERIALS.	
E0 ENGINEERING	
E1 GANG OUTLETS AND SWITCHES AT THIS LOCATION @ HEIGHT SHOWN.	

NO.	DESCRIPTION	DATE	BY
-	ISSUED FOR DEMOLITION	06/09/17	MV
-	ISSUED TO FRANCHISE	06/09/17	MV
-	ISSUED FOR BID (ID ONLY)	07/21/17	MV
-	ISSUED TO FRANCHISE	08/17/17	MV
-	ISSUED FOR PERMIT	08/04/17	MV
-	FOR FINAL APPROVAL	10/02/17	MV
-	ISSUED FOR PERMIT	11/28/17	MV
-	RE-ISSUED FOR PERMIT	03/07/18	AN
-	REV. DETAILS ON A700.2	06/04/18	AVK
-	RE-90% FRANCHISE COMMENTS	06/04/18	AVK



ARCHITECTURE
URBAN PLANNING
INTERIORS
HOTELS/ HOUSING/ MIXED USE
1800.630.3750
CA-SERVICES
ca@mwtusa.com / 1800.717.5816



WARNING
IT IS A VIOLATION OF THE LAW FOR ANY PERSON, UNLESS ACTING UNDER THE DIRECTION OF THE ARCHITECT, TO ALTER OR REPRODUCE THESE DRAWINGS IN ANY WAY.

ALOFT
MEMPHIS
DOWNTOWN

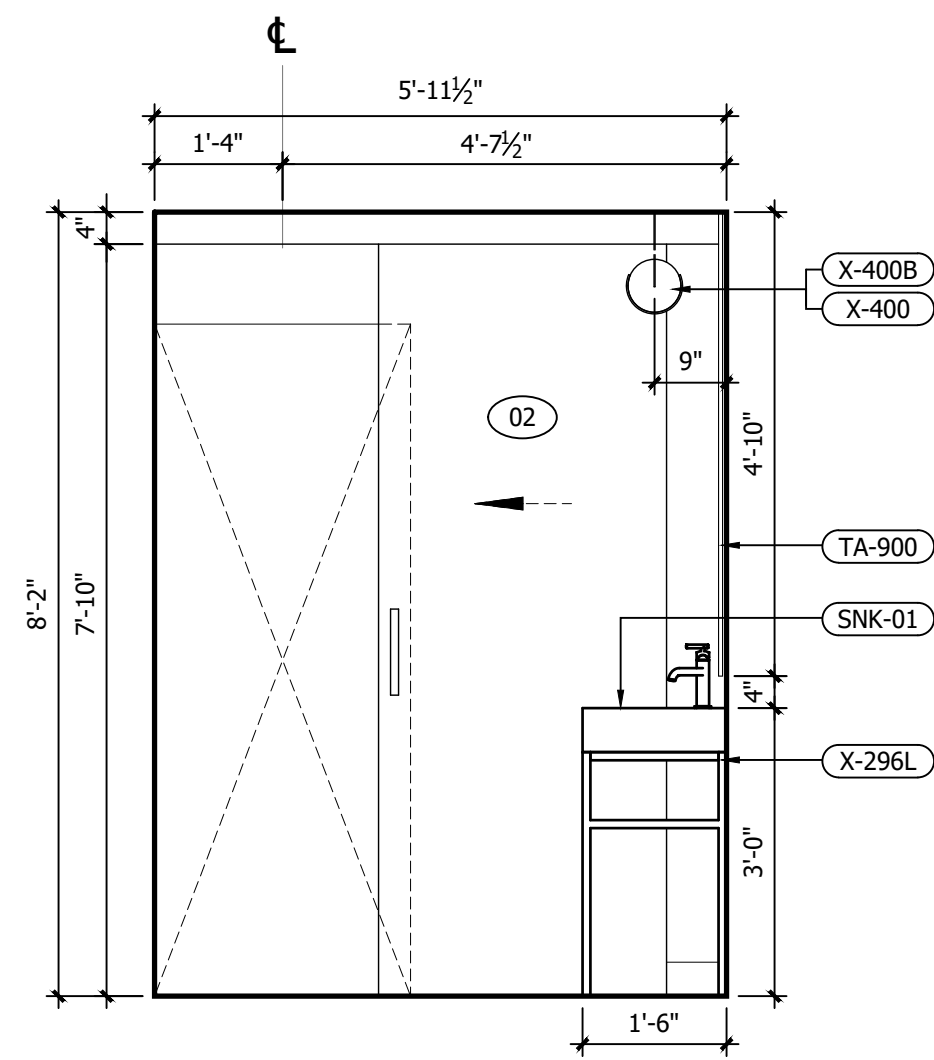
63 NORTH B.B. KING BLVD.
MEMPHIS, TENNESSEE 38103

PROJECT NO.: 16 006
DATE: 04-12-2019
DRAWN BY: EF/RW
CHKD. BY: MWT

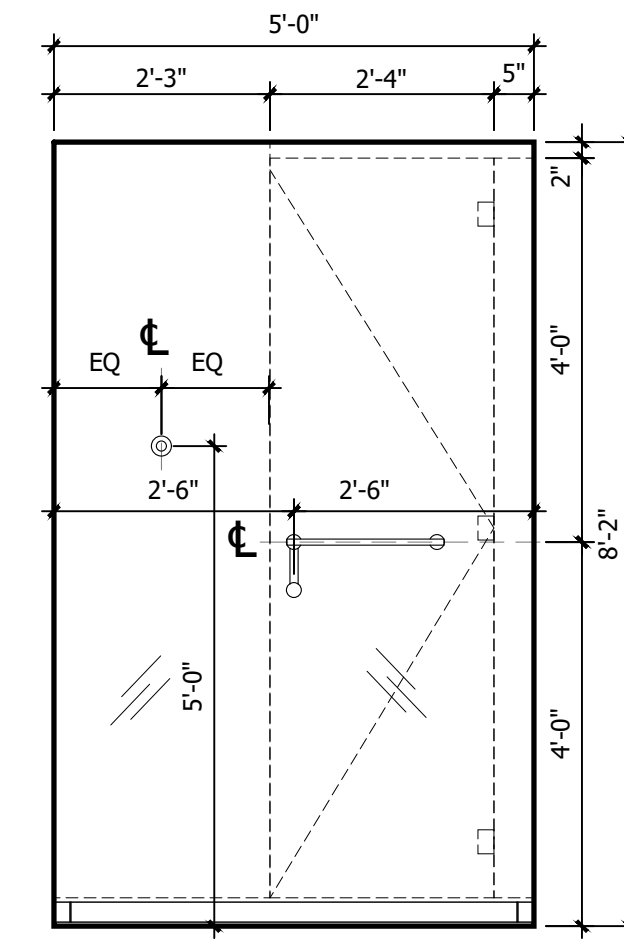
ENL. BATHROOM
RM#14 KING
PLANS & DETAILS

SHEET ID473

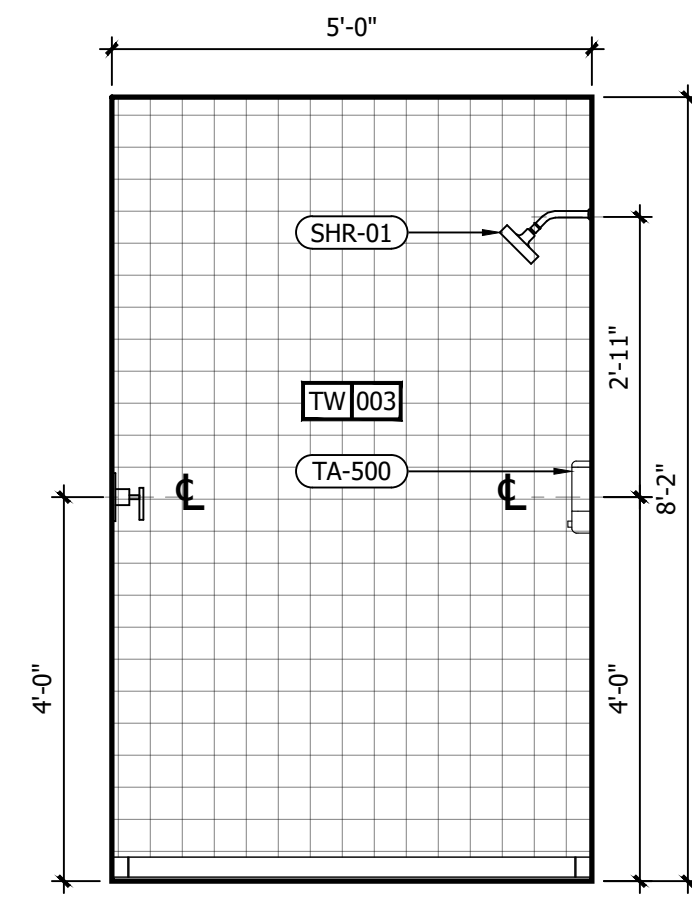
IMPORTANT NOTICE TO ALL CONTRACTORS AND OR SUBCONTRACTORS: (COMPLETE BUILDING SYSTEMS AND OR INSTALLATIONS)
IF AWARDED A CONTRACT FOR ANY PORTION OF WORK NEEDED TO COMPLETE THIS PROJECT YOU ARE AGREEING TO THE FOLLOWING TERMS:
1. YOU ARE A QUALIFIED CONTRACTOR AND OR SUBCONTRACTOR SPECIFICALLY IN PROVIDING A COMPLETE TURNKEY SERVICE IN YOUR TRADE OR PROFESSION FOR THE TYPE OF WORK AND SCOPE FOR THIS PROJECT.
2. YOU AGREE TO PROVIDE A COMPLETE DESIGN BUILD SOLUTION BASED ON THE ARCHITECT'S INTENDED DESIGN FOR THIS PROJECT.
3. YOUR BID INCLUDED ALL THE STEPS, PROCESSES, MATERIALS, PRODUCTS, GOVERNING PERMITS AND APPROVALS NECESSARY TO PROVIDE A COMPLETED AND WARRANTED SYSTEM OR INSTALLATION THAT DOES NOT REQUIRE ANOTHER CONTRACTOR OR PRODUCT TO COMPLETE YOUR SCOPE OF WORK.
4. YOUR BID MUST HAVE INCLUDED ANY DESIGN INFORMATION REFERENCED WITHIN ANY CIVIL, ARCHITECTURAL, STRUCTURAL, MECHANICAL, ELECTRICAL AND OR PLUMBING DRAWINGS. ALSO NOTE THESE DRAWINGS ARE SCHEMATIC AND ARE INTENDED TO SHOW ONLY BASIC CONCEPTS AND GENERAL INFORMATION. THE COMPLETION OF YOUR WORK MAY INCLUDE OTHER STEPS, PROCESSES, MATERIALS, PRODUCTS, LABOR, GOVERNING PERMITS AND OR APPROVALS NECESSARY TO PROVIDE A COMPLETE SYSTEM INSTALLATION WHETHER SUGGESTED ON THE DRAWINGS OR NOT.
5. AS AN EXAMPLE: ITEMS AND OR TASKS LIKE: FIRE CALLS, DRAFT STOPS, FASTENERS, ANCHORS, EMBEDMENTS, DUMPSTERS, DEBRIS CLEAN UP, ETC. ARE YOUR RESPONSIBILITY. ANY WORK NOT COMPLETED IN A TIMELY MANNER, OR INCOMPLETE WORK WILL BE BILLED BACK TO THE CONTRACTOR AND OR SUBCONTRACTOR, AT THE OWNERS' DISCRETION.



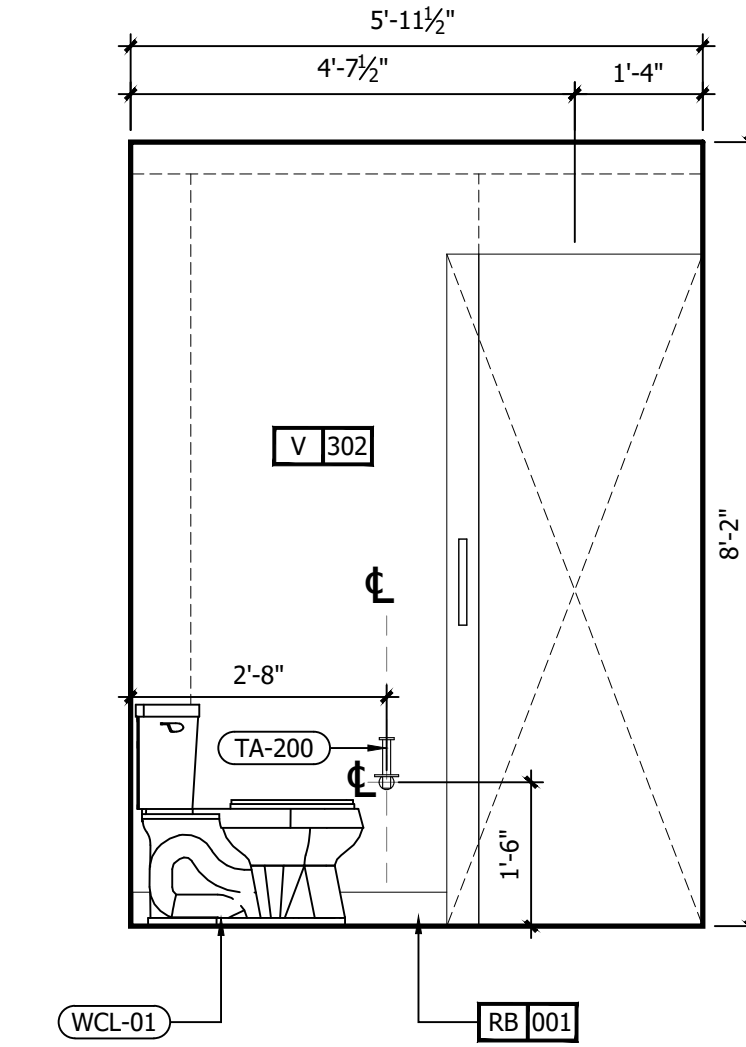
G INTERIOR ELEVATION
1/2" = 1'-0"



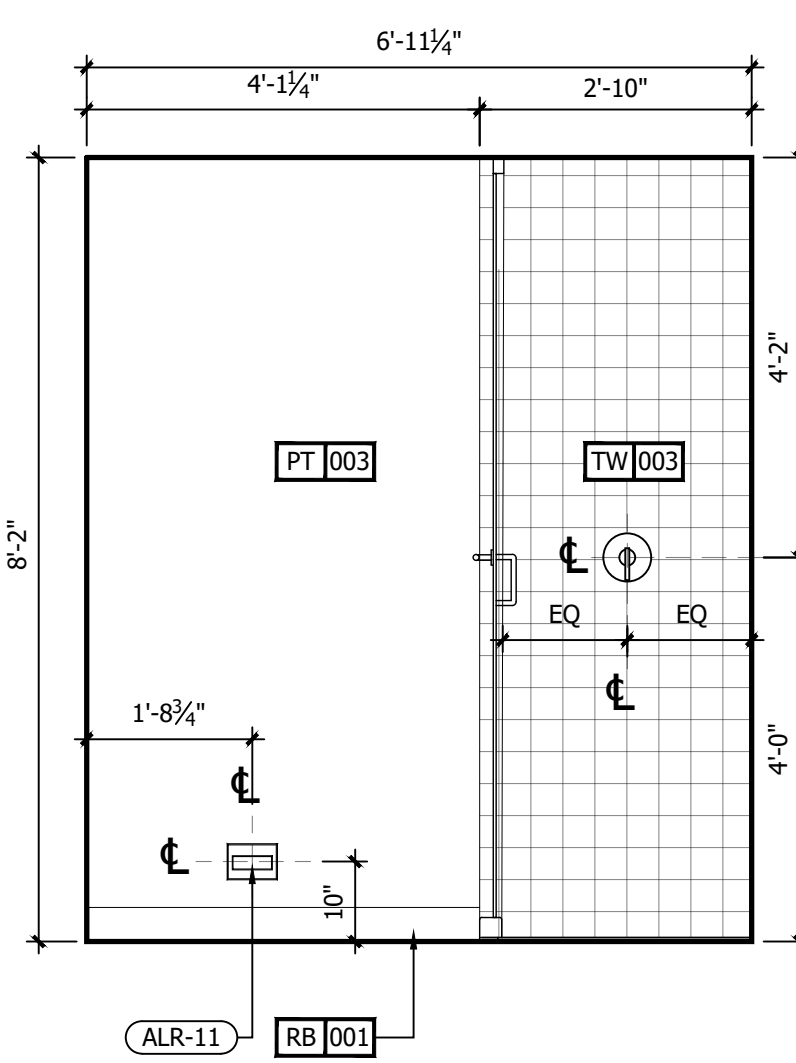
F INTERIOR ELEVATION
1/2" = 1'-0"



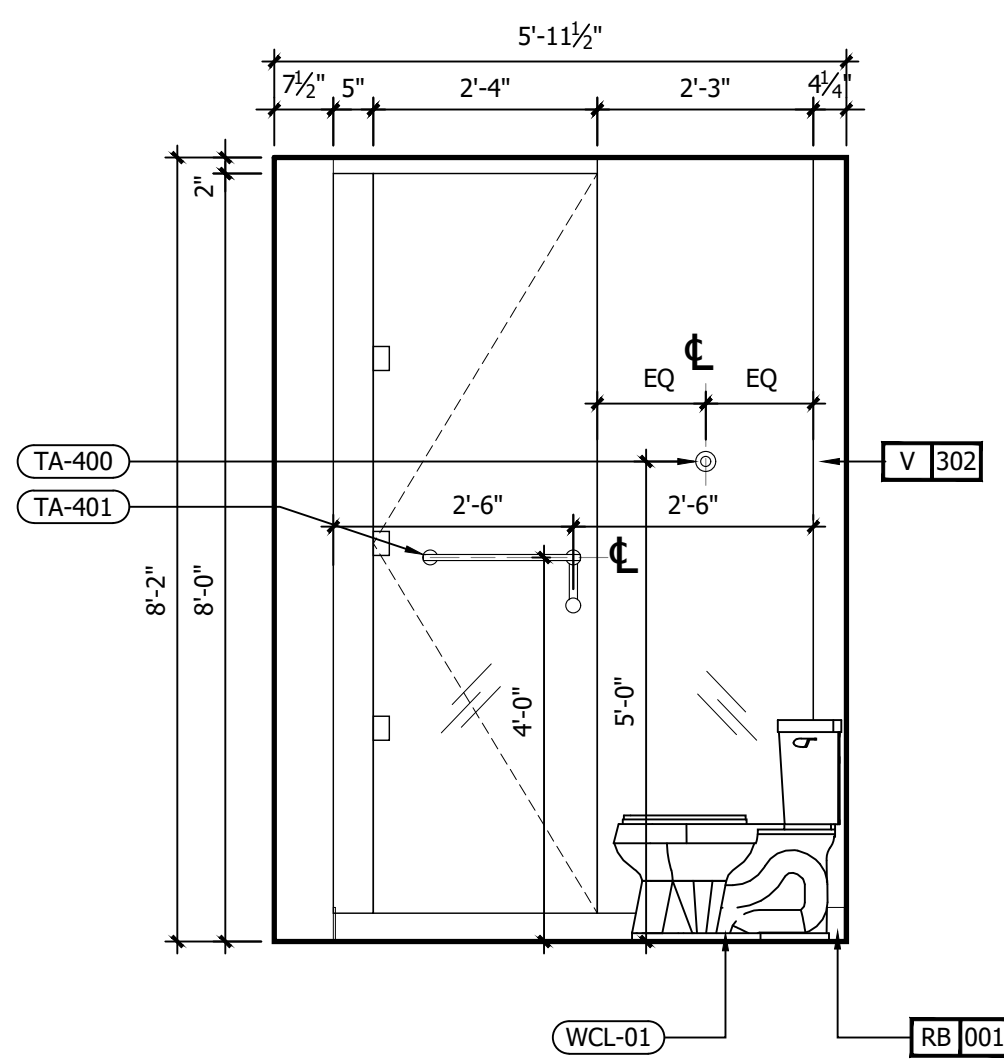
E INTERIOR ELEVATION
1/2" = 1'-0"



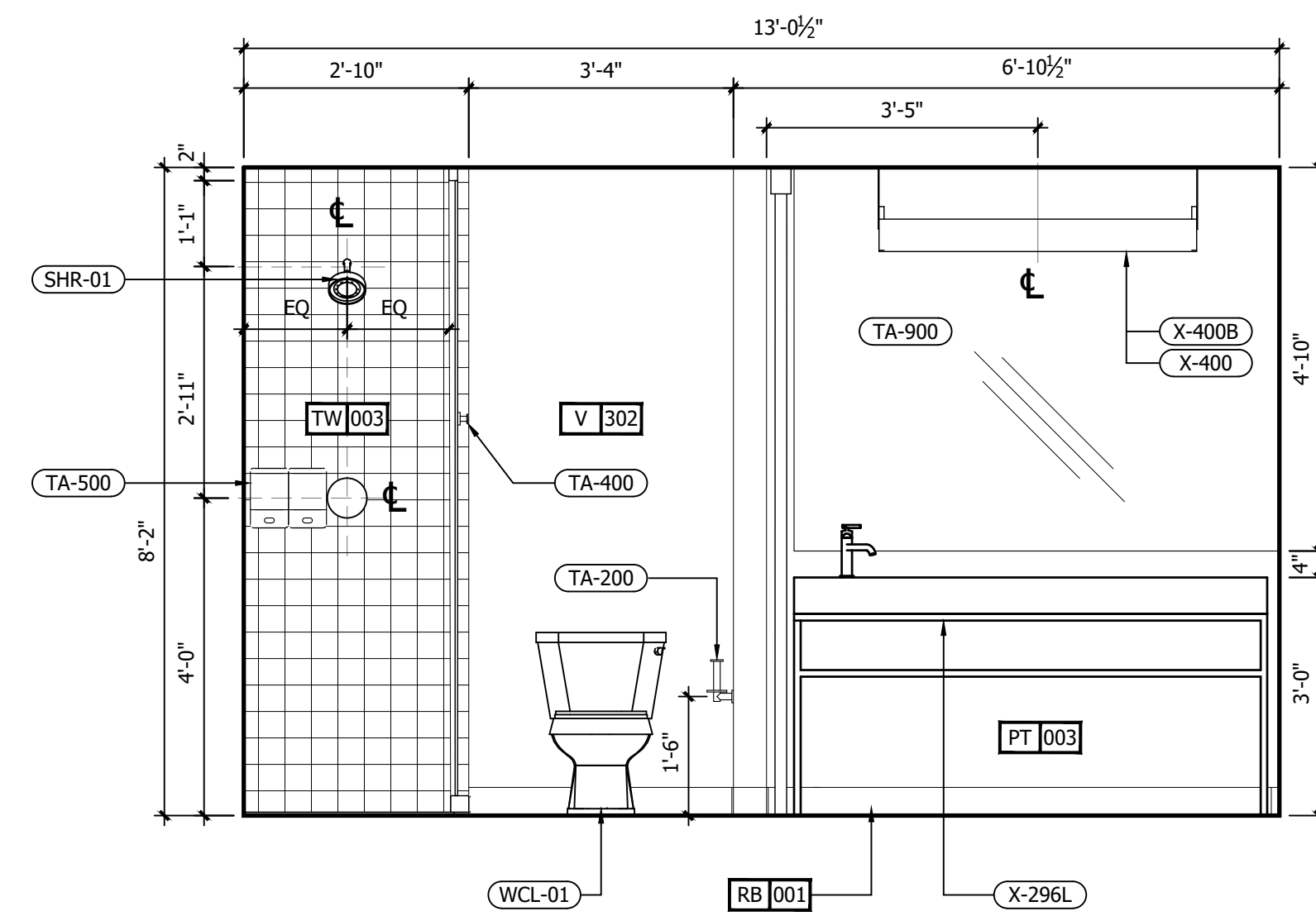
D INTERIOR ELEVATION
1/2" = 1'-0"



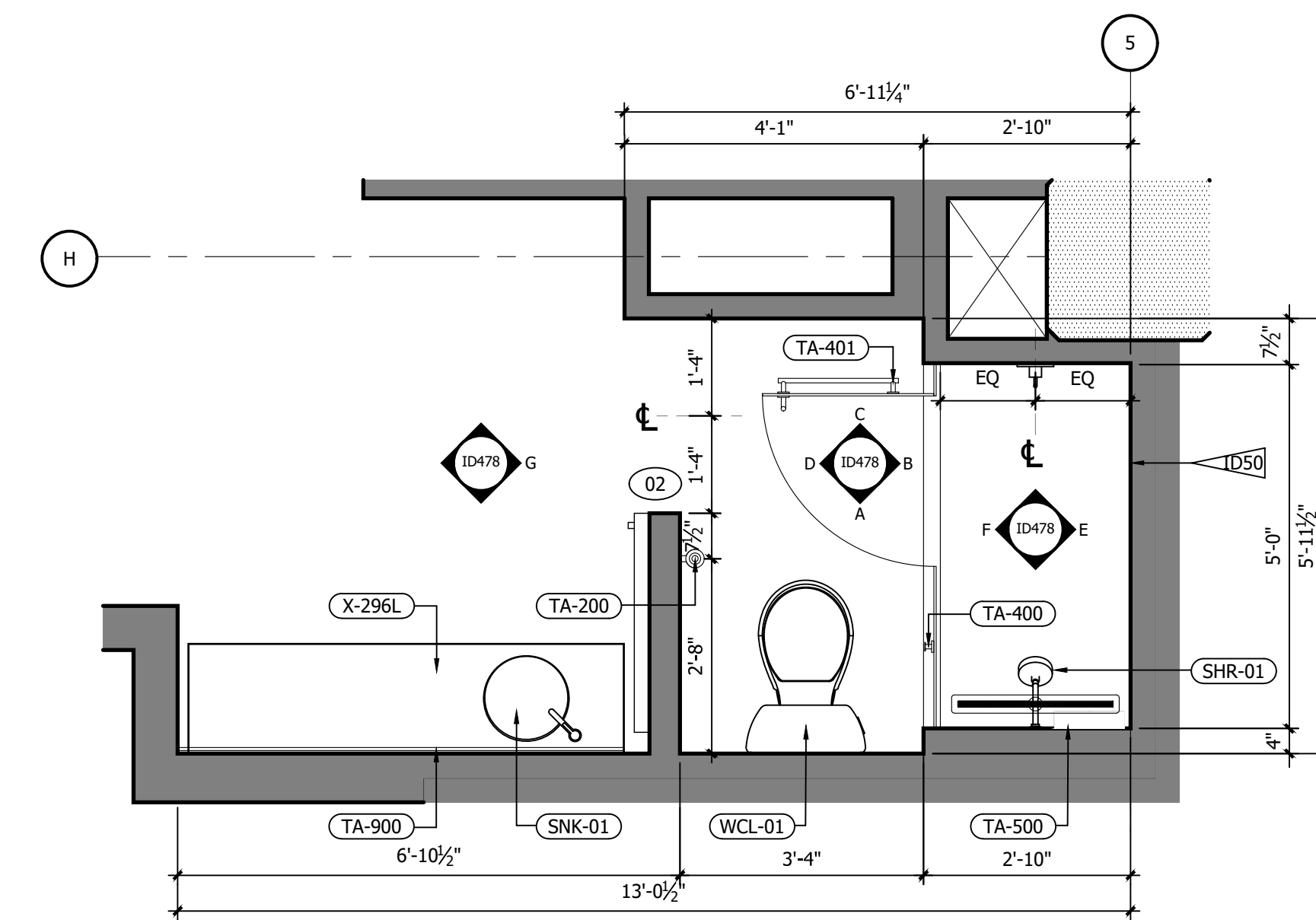
C INTERIOR ELEVATION
1/2" = 1'-0"



B INTERIOR ELEVATION
1/2" = 1'-0"




A INTERIOR ELEVATION
1/2" = 1'-0"



1 RM#3 KING BATHROOM FFE PLAN
1/2" = 1'-0"

REFERENCE NOTES	
A. REFER TO DESIGN STANDARDS, "GUESTROOMS" CHAPTER, FOR MAIN REQUIREMENTS RELATED TO THIS ARCHITECT IS RESPONSIBLE FOR DESIGNING PROJECT IN ACCORDANCE WITH THE ENTIRE DESIGN STANDARDS.	
GENERAL NOTES	
1. WRAP DRAINAGE AND SUPPLY PIPES WITH INSULATING MATERIAL.	
2. G.C. TO PROVIDE BLOCKING AND / OR STRAPPING FOR ALL ITEMS ATTACHED TO WALLS OR MOUNTED TO CEILING ARCHITECT OF RECORD TO REVIEW.	
3. BARN DOOR SHALL BE FACTORY PAINTED.	
CRITERIA NOTES	
CRITERIA NOTES ARE SHOWN CATEGORIZED BY DISCIPLINE AND COULD BE INTERPRETED TO APPLY TO MORE THAN ONE DISCIPLINE. FOR EFFICIENCY, NOTES ARE ONLY SHOWN UNDER ONE PREDOMINANT DISCIPLINE. CONSULTANTS SHOULD FAMILIARIZE THEMSELVES WITH ALL CRITERIA NOTES.	
ARCHITECTURAL	
A02 PROVIDE BLOCKING FOR ACCESSORIES INCLUDING (BUT NOT LIMITED TO) GRAB BARS, SHELF AND FOOTREST, TOWEL RACKS, ETC.	
INTERIOR DESIGN	
ID50 REFER TO SHEET 571A AND 572A FOR ALTERNATE SHOWER FINISH MATERIALS.	
ENGINEERING	
E1 GANG OUTLETS AND SWITCHES AT THIS LOCATION @ HEIGHT SHOWN.	

NO.	DESCRIPTION	DATE	BY
-	ISSUED FOR DEMOLITION	06/09/17	MV
-	ISSUED TO FRANCHISE	06/09/17	MV
-	ISSUED FOR BID (ID ONLY)	07/21/17	MV
-	ISSUED TO FRANCHISE	08/17/17	MV
-	ISSUED FOR PERMIT	08/04/17	MV
-	FOR FINAL APPROVAL	10/02/17	MV
-	ISSUED FOR PERMIT	11/28/17	MV
-	RE-ISSUED FOR PERMIT	03/07/18	AN
-	REV. DETAILS ON A700.2	06/04/18	AVK
-	RE-90% FRANCHISE COMMENTS	06/04/18	AVK



ARCHITECTURE
URBAN PLANNING
INTERIORS
HOTELS/ HOUSING/ MIXED USE
1800.630.3750
CA-SERVICES
ca@mwtusa.com / 1800.717.5816



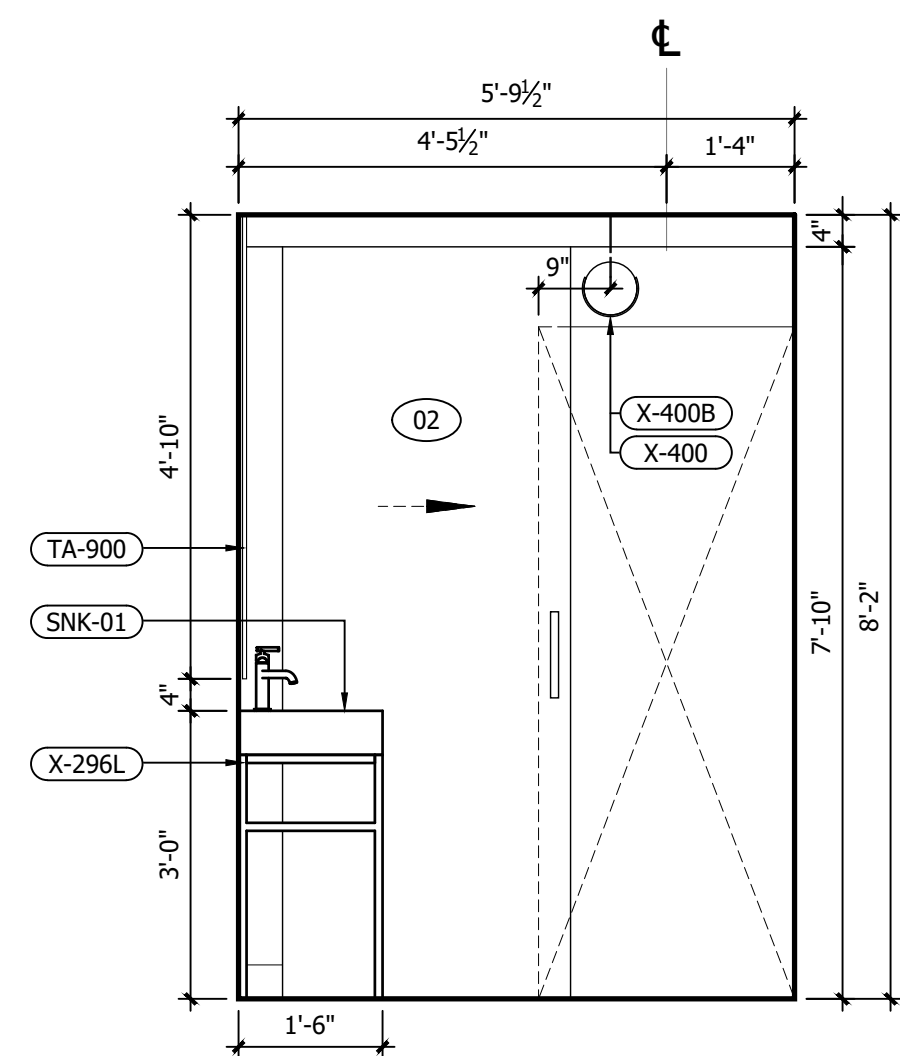
WARNING
IT IS A VIOLATION OF THE LAW FOR ANY PERSON, UNLESS ACTING UNDER THE DIRECTION OF THE ARCHITECT, TO ALTER OR REPRODUCE THESE DRAWINGS IN ANY WAY.

ALOFT
MEMPHIS
DOWNTOWN
63 NORTH B.B. KING BLVD.
MEMPHIS, TENNESSEE 38103

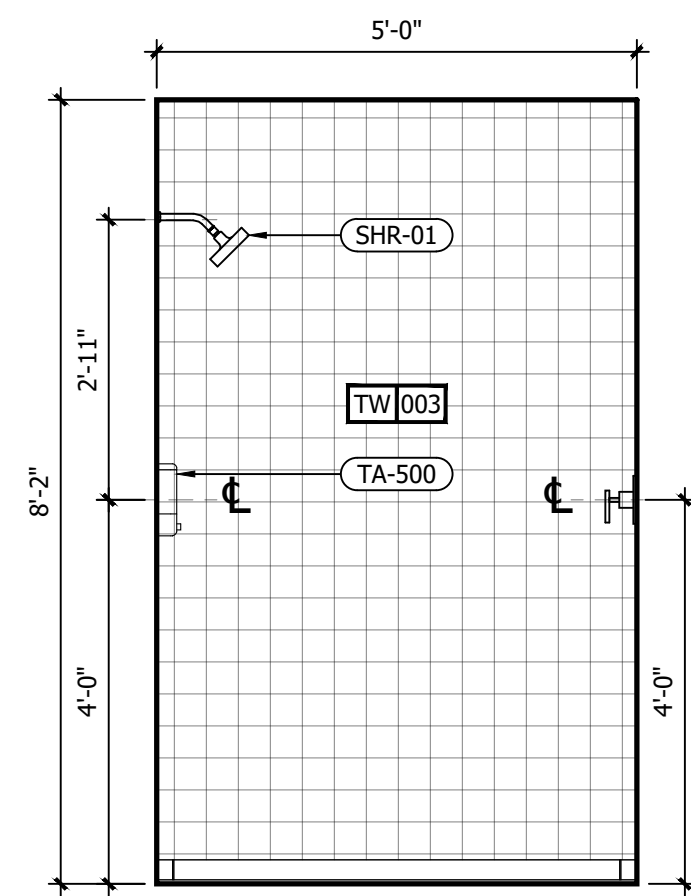
PROJECT NO.: 16 006
DATE: 04-12-2019
DRAWN BY: EF/RW
CHKD. BY: MWT

ENL. BATHROOM
RM#3 KING
PLANS & DETAILS
SHEET ID478

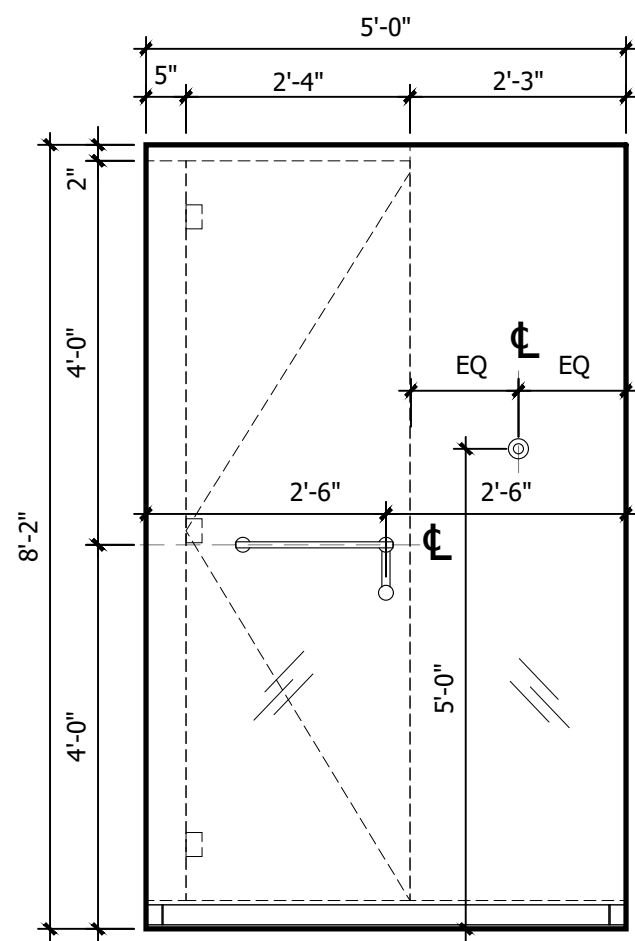
IMPORTANT NOTICE TO ALL CONTRACTORS AND OR SUBCONTRACTORS: (COMPLETE BUILDING SYSTEMS AND OR INSTALLATIONS)
IF AWARDED A CONTRACT FOR ANY PORTION OF WORK NEEDED TO COMPLETE THIS PROJECT YOU ARE AGREEING TO THE FOLLOWING TERMS:
1. YOU ARE A QUALIFIED CONTRACTOR AND OR SUBCONTRACTOR SPECIFICALLY IN PROVIDING A COMPLETE TURNKEY SERVICE IN YOUR TRADE OR PROFESSION FOR THE TYPE OF WORK AND SCOPE FOR THIS PROJECT.
2. YOU AGREE TO PROVIDE A COMPLETE DESIGN BUILD SOLUTION BASED ON THE ARCHITECT'S INTENDED DESIGN FOR THIS PROJECT.
3. YOUR BID INCLUDES ALL THE STEPS, PROCESSES, MATERIALS, PRODUCTS, GOVERNING PERMITS AND APPROVALS NECESSARY TO PROVIDE A COMPLETED AND WARRANTED SYSTEM OR INSTALLATION THAT DOES NOT REQUIRE ANOTHER CONTRACTOR OR PRODUCT TO COMPLETE YOUR SCOPE OF WORK.
4. YOUR BID MUST HAVE INCLUDED ANY DESIGN INFORMATION REFERENCED WITHIN ANY CIVIL, ARCHITECTURAL, STRUCTURAL, MECHANICAL, ELECTRICAL AND OR PLUMBING DRAWINGS. ALSO NOTE THESE DRAWINGS ARE SCHEMATIC AND ARE INTENDED TO SHOW ONLY BASIC CONCEPTS AND GENERAL INFORMATION THE COMPLETION OF YOUR WORK MAY INCLUDE OTHER STEPS, PROCESSES, MATERIALS, PRODUCTS, LABOR, GOVERNING PERMITS AND OR APPROVALS NECESSARY TO PROVIDE A COMPLETE SYSTEM INSTALLATION WHETHER SUGGESTED ON THE DRAWINGS OR NOT.
5. AS AN EXAMPLE: ITEMS AND OR TASKS LIKE: FIRE CALLS, DRAFT STOPS, FASTENERS, ANCHORS, EMBEDMENTS, DUMPSTERS, DEBRIS CLEAN UP, ETC. ARE YOUR RESPONSIBILITY. ANY WORK NOT COMPLETED IN A TIMELY MANNER, OR INCOMPLETE WORK WILL BE BILLED BACK TO THE CONTRACTOR AND OR SUBCONTRACTOR, AT THE OWNERS' DISCRETION.



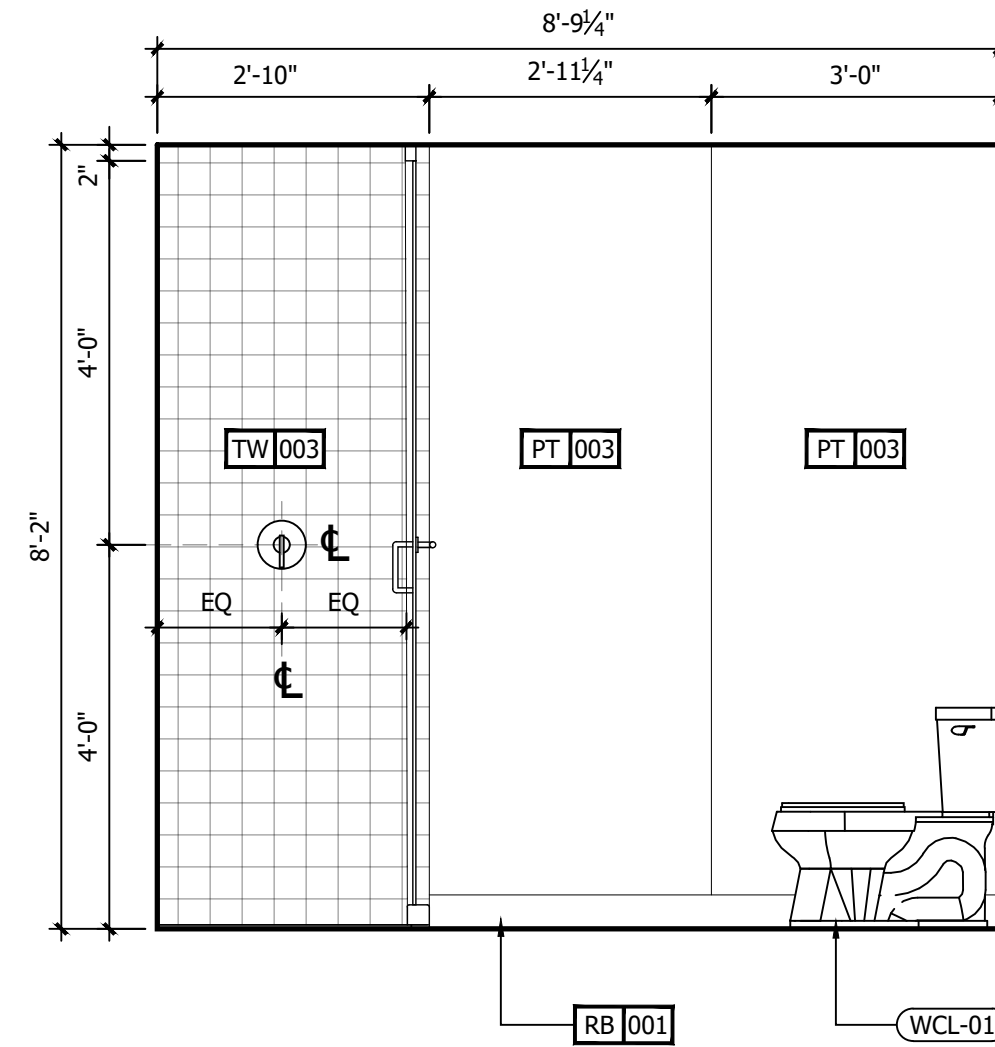
G INTERIOR ELEVATION
1/2" = 1'-0"



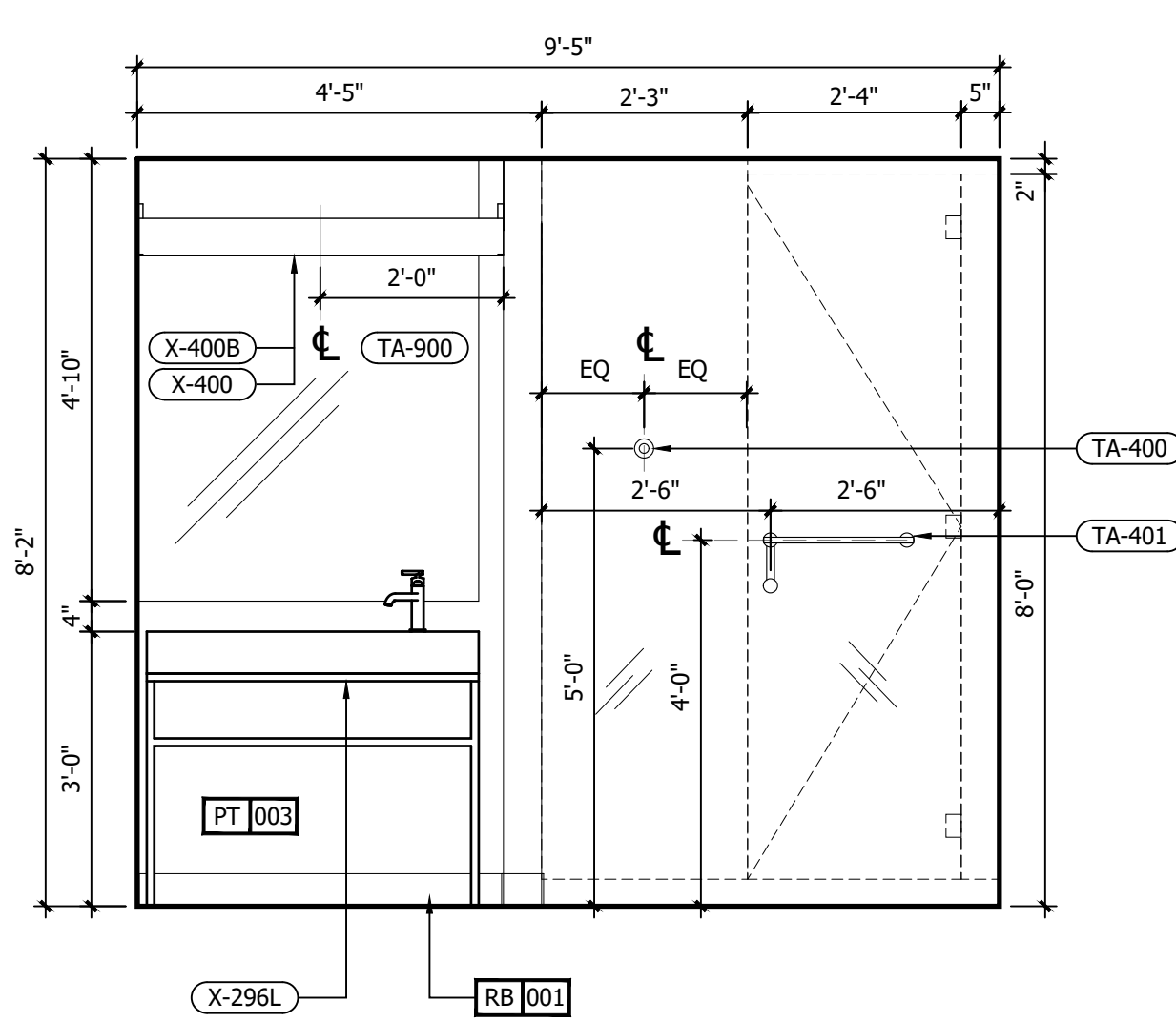
F INTERIOR ELEVATION
1/2" = 1'-0"



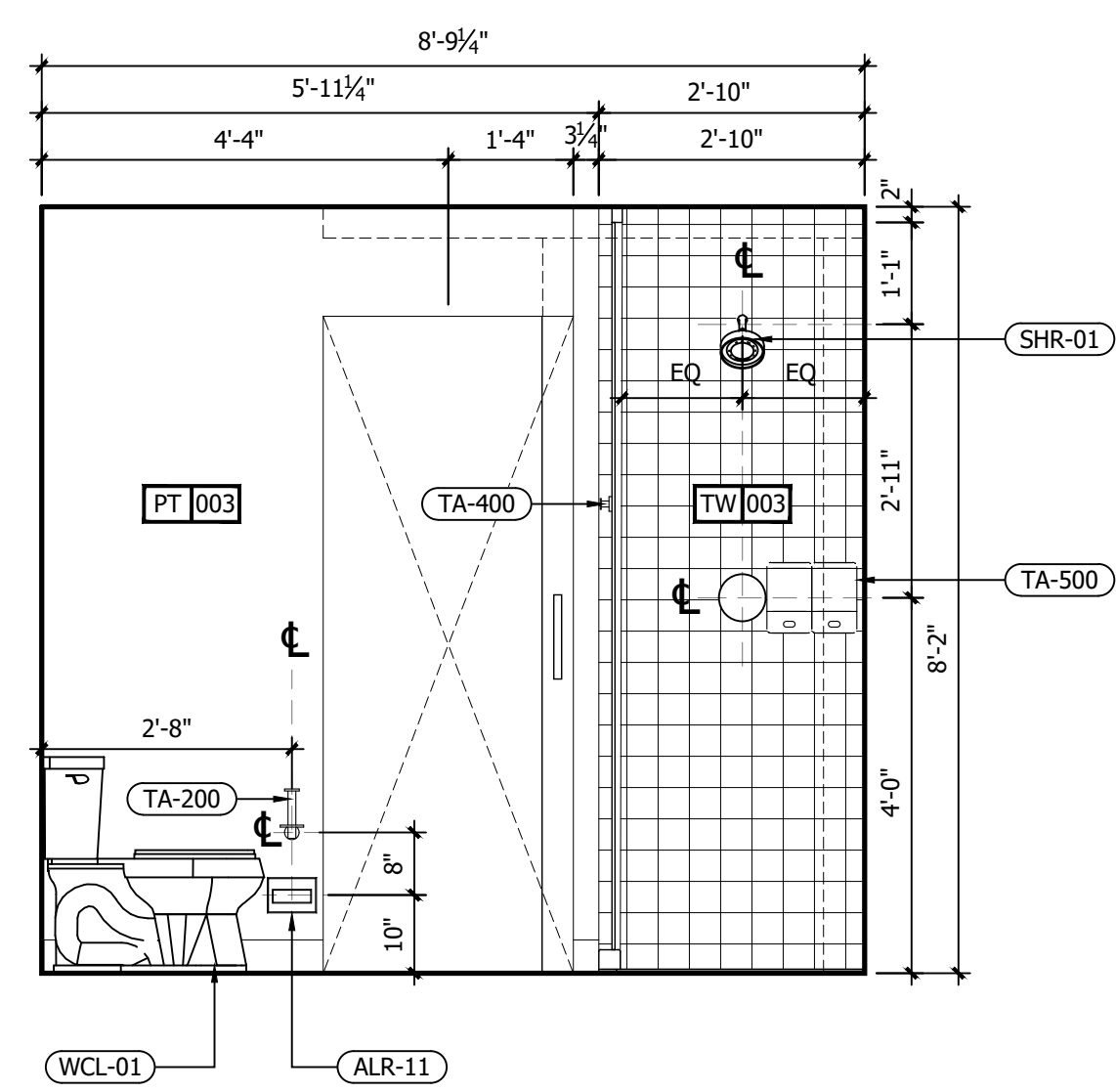
E INTERIOR ELEVATION
1/2" = 1'-0"



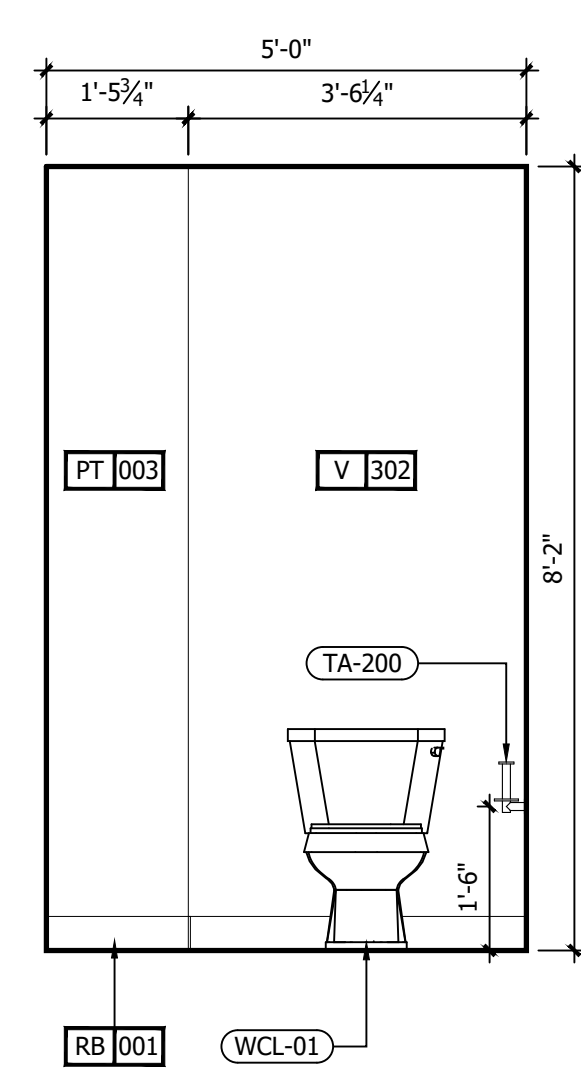
D INTERIOR ELEVATION
1/2" = 1'-0"



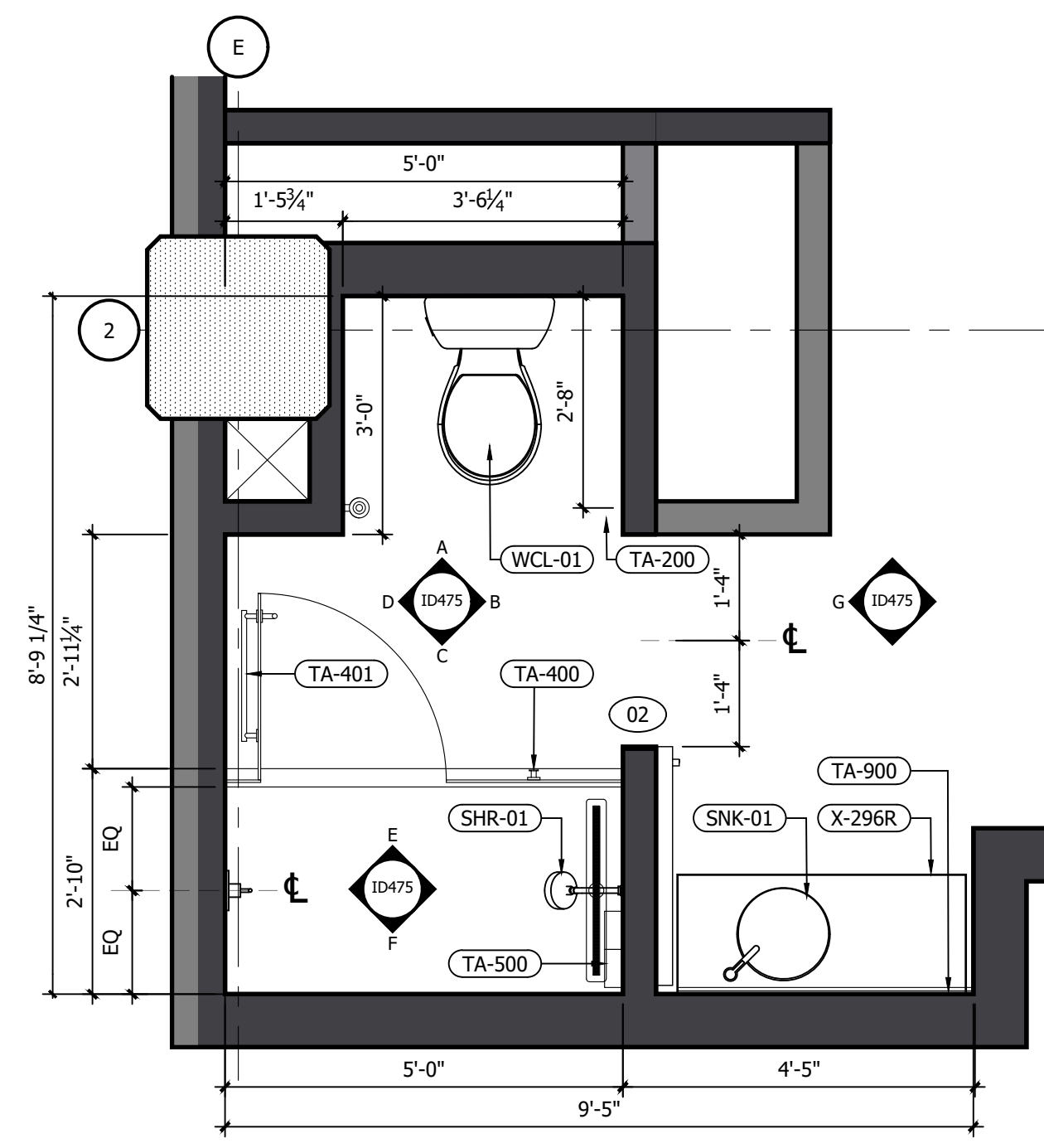
C INTERIOR ELEVATION
1/2" = 1'-0"



B INTERIOR ELEVATION
1/2" = 1'-0"




A INTERIOR ELEVATION
1/2" = 1'-0"



1 RM#10 KING BATHROOM FFE PLAN
1/2" = 1'-0"

REFERENCE NOTES	
A. REFER TO DESIGN STANDARDS, "GUESTROOMS" CHAPTER, FOR MAIN REQUIREMENTS RELATED TO THIS ARCHITECT IS RESPONSIBLE FOR DESIGNING PROJECT IN ACCORDANCE WITH THE ENTIRE DESIGN STANDARDS.	
GENERAL NOTES	
1. WRAP DRAINAGE AND SUPPLY PIPES WITH INSULATING MATERIAL.	
2. G.C. TO PROVIDE BLOCKING AND / OR STRAPPING FOR ALL ITEMS ATTACHED TO WALLS OR MOUNTED TO CEILING ARCHITECT OF RECORD TO REVIEW.	
3. BARN DOOR SHALL BE FACTORY PAINTED.	
CRITERIA NOTES	
CRITERIA NOTES ARE SHOWN CATEGORIZED BY DISCIPLINE AND COULD BE INTERPRETED TO APPLY TO MORE THAN ONE DISCIPLINE. FOR EFFICIENCY, NOTES ARE ONLY SHOWN UNDER ONE PREDOMINANT DISCIPLINE. CONSULTANTS SHOULD FAMILIARIZE THEMSELVES WITH ALL CRITERIA NOTES.	
A0 ARCHITECTURAL	A02 PROVIDE BLOCKING FOR ACCESSORIES INCLUDING (BUT NOT LIMITED TO) GRAB BARS, SHELF AND FOOTREST, TOWEL RACKS, ETC.
ID0 INTERIOR DESIGN	ID50 REFER TO SHEET 571A AND 572A FOR ALTERNATE SHOWER FINISH MATERIALS.
E0 ENGINEERING	E1 GANG OUTLETS AND SWITCHES AT THIS LOCATION @ HEIGHT SHOWN.

NO.	DESCRIPTION	DATE	BY
-	ISSUED FOR DEMOLITION	06/09/17	MV
-	ISSUED TO FRANCHISE	06/09/17	MV
-	ISSUED FOR BID (ID ONLY)	07/21/17	MV
-	ISSUED TO FRANCHISE	08/17/17	MV
-	ISSUED FOR PERMIT	08/04/17	MV
-	FOR FINAL APPROVAL	10/02/17	MV
-	ISSUED FOR PERMIT	11/28/17	MV
-	RE-ISSUED FOR PERMIT	03/07/18	AN
-	REV. DETAILS ON A700.2	06/04/18	AVK
-	RE-90% FRANCHISE COMMENTS	06/04/18	AVK



ARCHITECTURE
URBAN PLANNING
INTERIORS
HOTELS/ HOUSING/ MIXED USE
1800.630.3750
CA-SERVICES
ca@mwtusa.com / 1800.717.5816



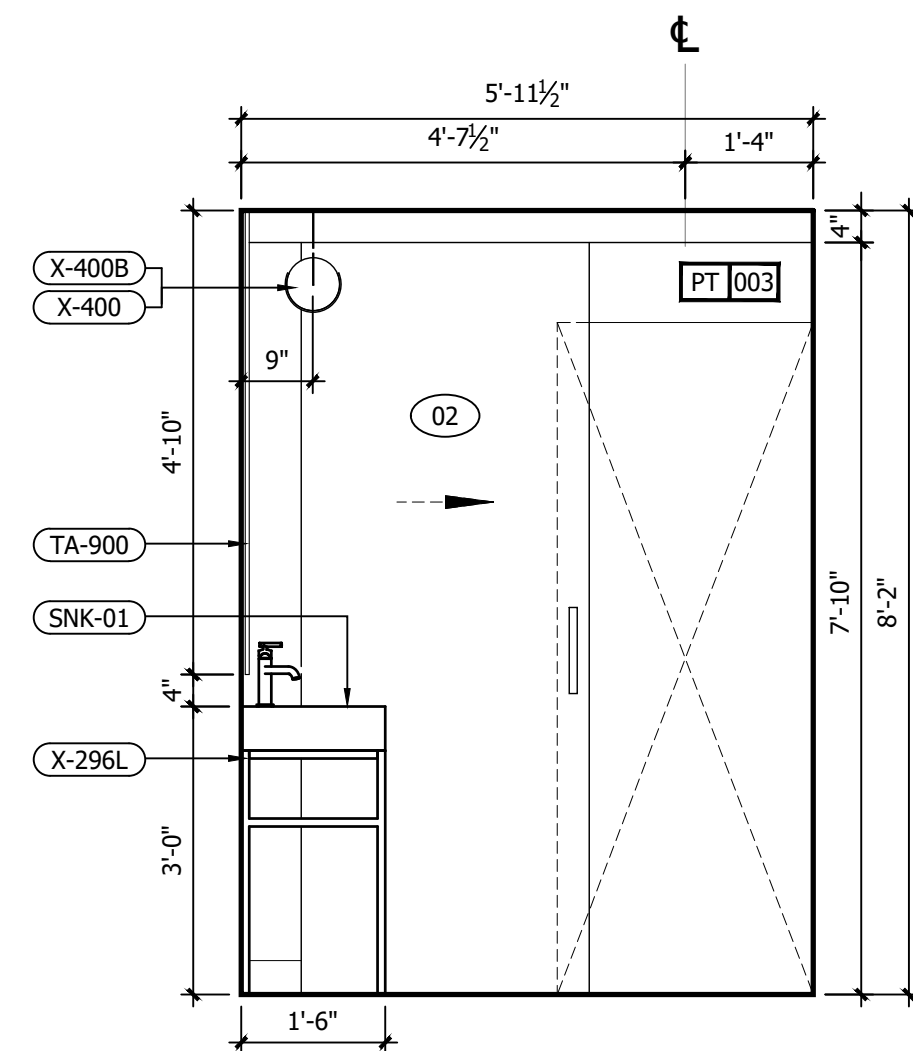
WARNING
IT IS A VIOLATION OF THE LAW FOR ANY PERSON, UNLESS ACTING UNDER THE DIRECTION OF THE ARCHITECT TO ALTER OR REPRODUCE THESE DRAWINGS IN ANY WAY.

ALOFT
MEMPHIS
DOWNTOWN
63 NORTH B.B. KING BLVD.
MEMPHIS, TENNESSEE 38103

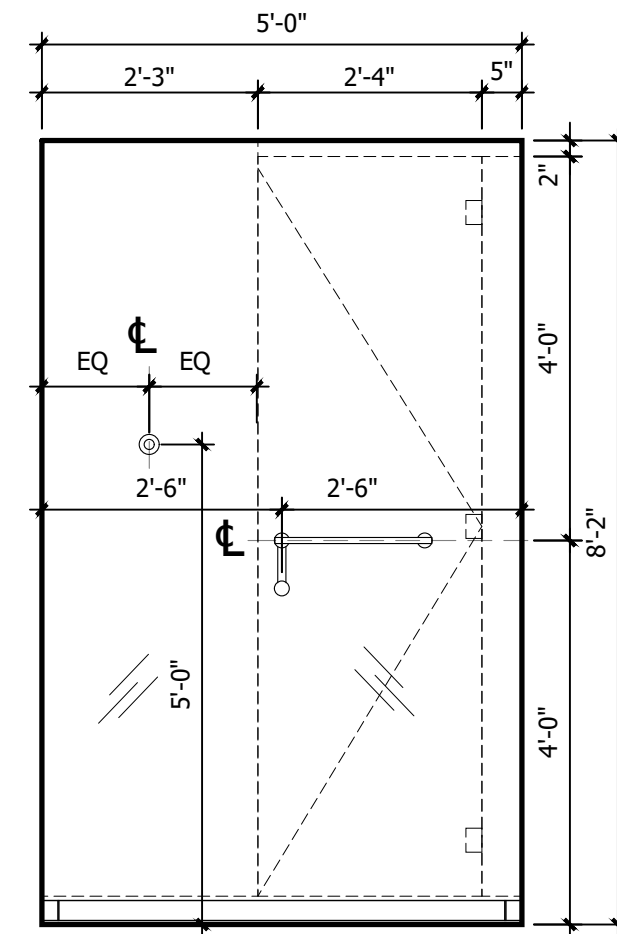
PROJECT NO.: 16 006
DATE: 04-12-2019
DRAWN BY: EF/RW
CHKD. BY: MWT

ENL. BATHROOM
RM#10 KING
PLANS & DETAILS
SHEET ID475

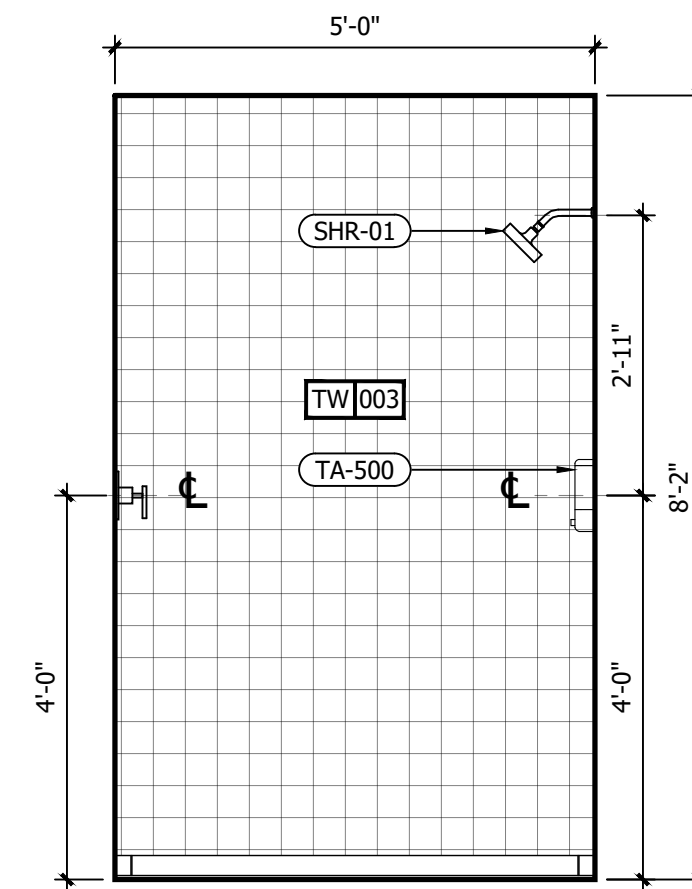
IMPORTANT NOTICE TO ALL CONTRACTORS AND OR SUBCONTRACTORS: (COMPLETE BUILDING SYSTEMS AND OR INSTALLATIONS)
IF AWARDED A CONTRACT FOR ANY PORTION OF WORK NEEDED TO COMPLETE THIS PROJECT YOU ARE AGREEING TO THE FOLLOWING TERMS:
1. YOU ARE A QUALIFIED CONTRACTOR AND OR SUBCONTRACTOR SPECIFICALLY IN PROVIDING A COMPLETE TURNKEY SERVICE IN YOUR TRADE OR PROFESSION FOR THE TYPE OF WORK AND SCOPE FOR THIS PROJECT.
2. YOU AGREE TO PROVIDE A COMPLETE DESIGN BUILD SOLUTION BASED ON THE ARCHITECT'S INTENDED DESIGN FOR THIS PROJECT.
3. YOUR BID INCLUDED ALL THE STEPS, PROCESSES, MATERIALS, PRODUCTS, GOVERNING PERMITS AND APPROVALS NECESSARY TO PROVIDE A COMPLETED AND WARRANTED SYSTEM OR INSTALLATION THAT DOES NOT REQUIRE ANOTHER CONTRACTOR OR PRODUCT TO COMPLETE YOUR SCOPE OF WORK.
4. YOUR BID MUST HAVE INCLUDED ANY DESIGN INFORMATION REFERENCED WITHIN ANY CIVIL, ARCHITECTURAL, STRUCTURAL, MECHANICAL, ELECTRICAL AND OR PLUMBING DRAWINGS. ALSO NOTE THESE DRAWINGS ARE SCHEMATIC AND ARE INTENDED TO SHOW ONLY BASIC CONCEPTS AND GENERAL INFORMATION THE COMPLETION OF YOUR WORK MAY INCLUDE OTHER STEPS, PROCESSES, MATERIALS, PRODUCTS, LABOR, GOVERNING PERMITS AND OR APPROVALS NECESSARY TO PROVIDE A COMPLETE SYSTEM INSTALLATION WHETHER SUGGESTED ON THE DRAWINGS OR NOT.
5. AS AN EXAMPLE: ITEMS AND OR TASKS LIKE: FIRE CALLS, DRAFT STOPS, FASTENERS, ANCHORS, EMBEDMENTS, DUMPSTERS, DEBRIS CLEAN UP, ETC. ARE YOUR RESPONSIBILITY. ANY WORK NOT COMPLETED IN A TIMELY MANNER, OR INCOMPLETE WORK WILL BE BILLED BACK TO THE CONTRACTOR AND OR SUBCONTRACTOR, AT THE OWNERS' DISCRETION.



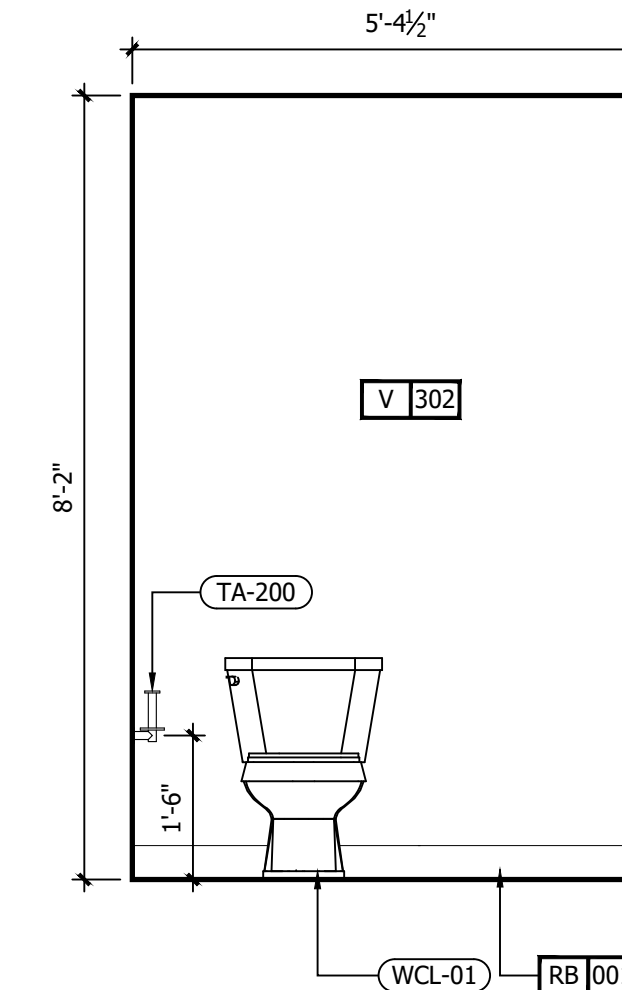
G INTERIOR ELEVATION
1/2" = 1'-0"



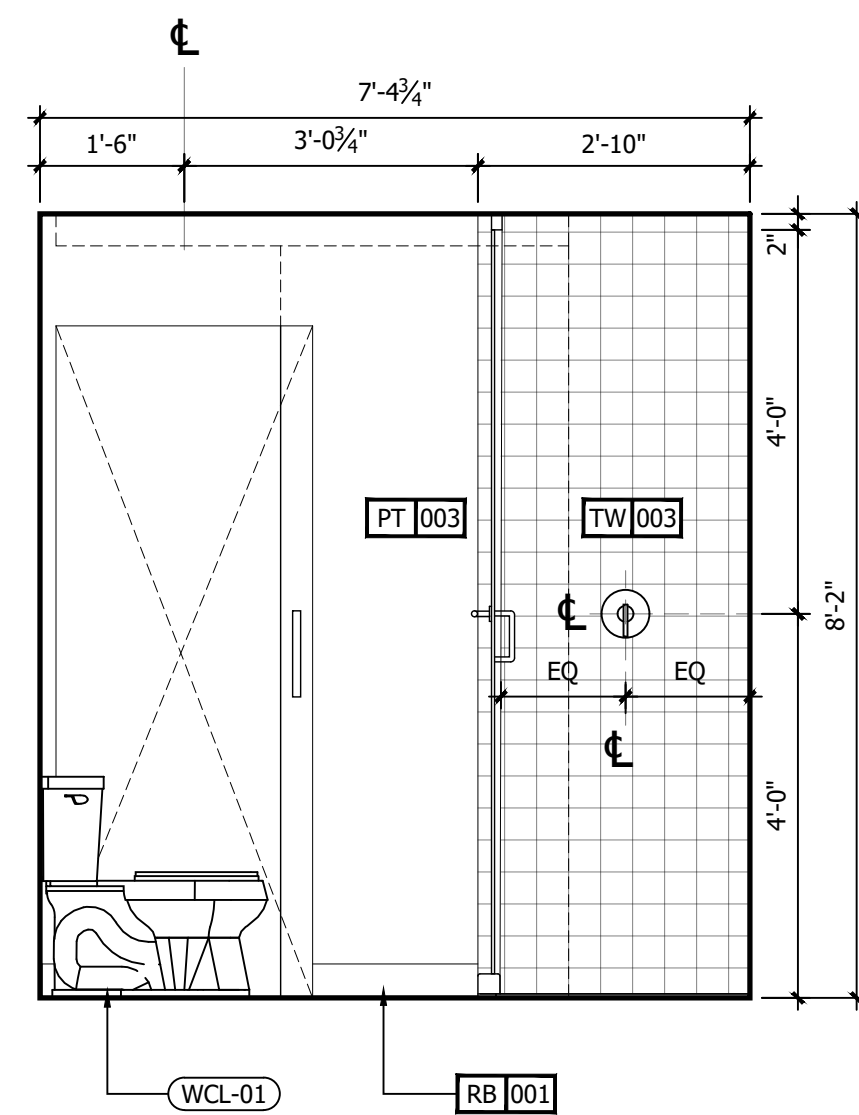
F INTERIOR ELEVATION
1/2" = 1'-0"



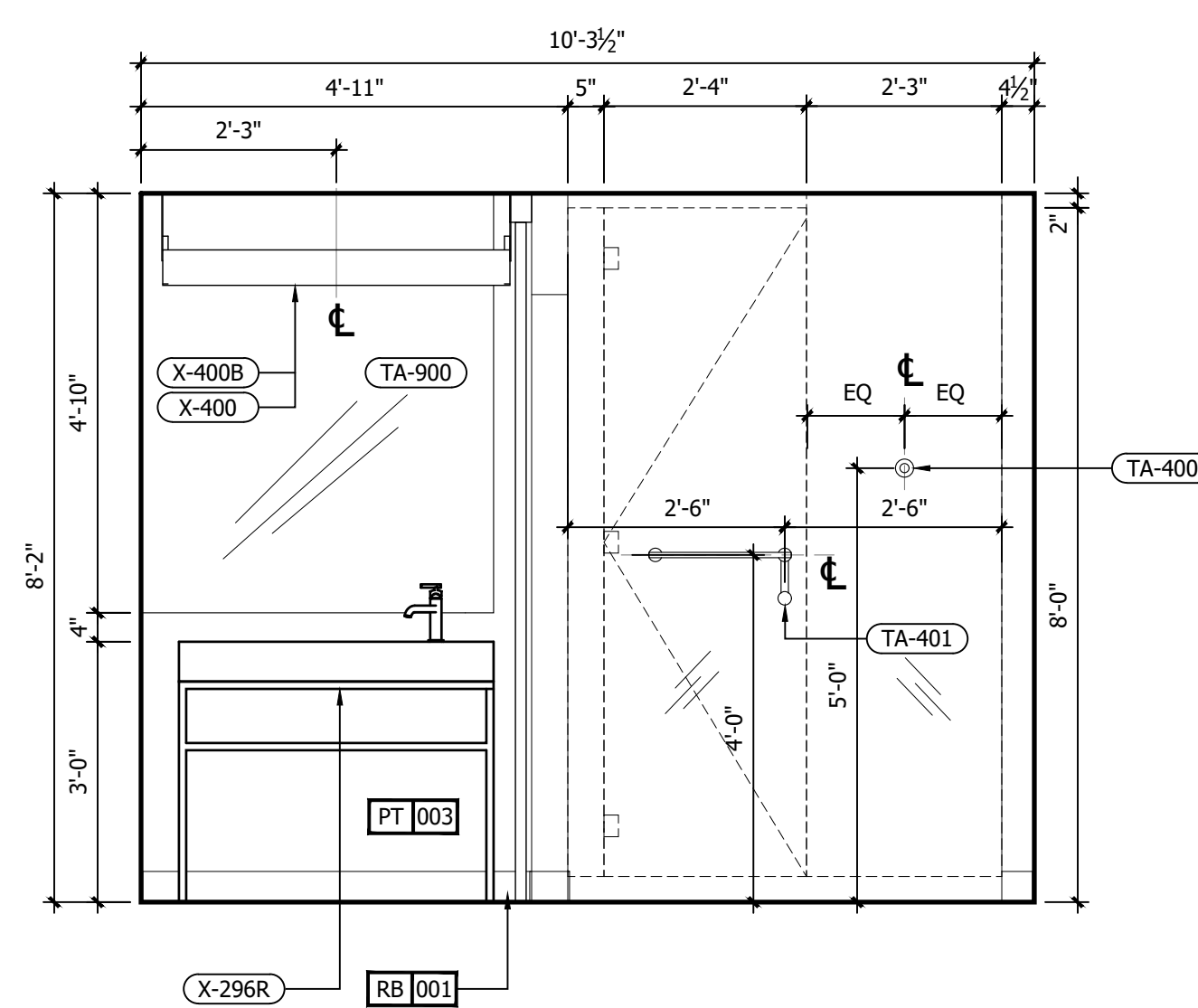
E INTERIOR ELEVATION
1/2" = 1'-0"



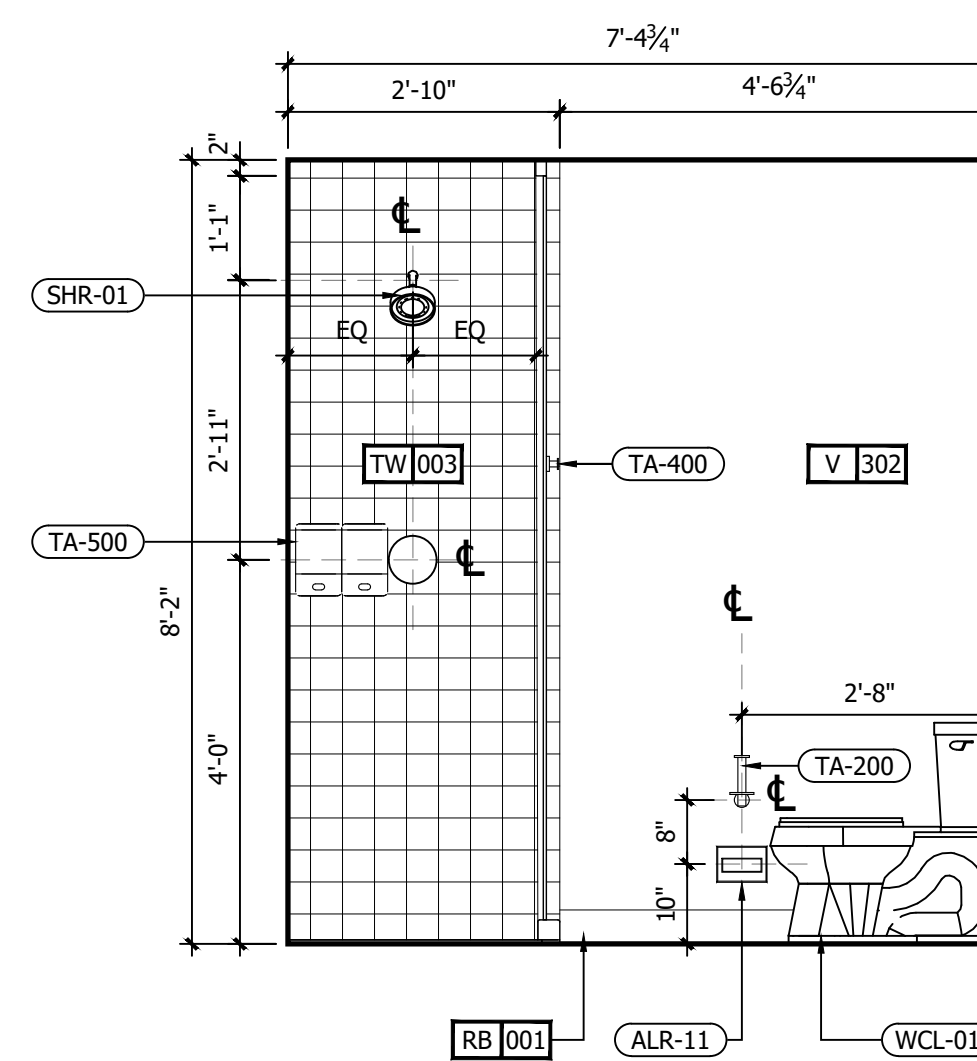
D INTERIOR ELEVATION
1/2" = 1'-0"



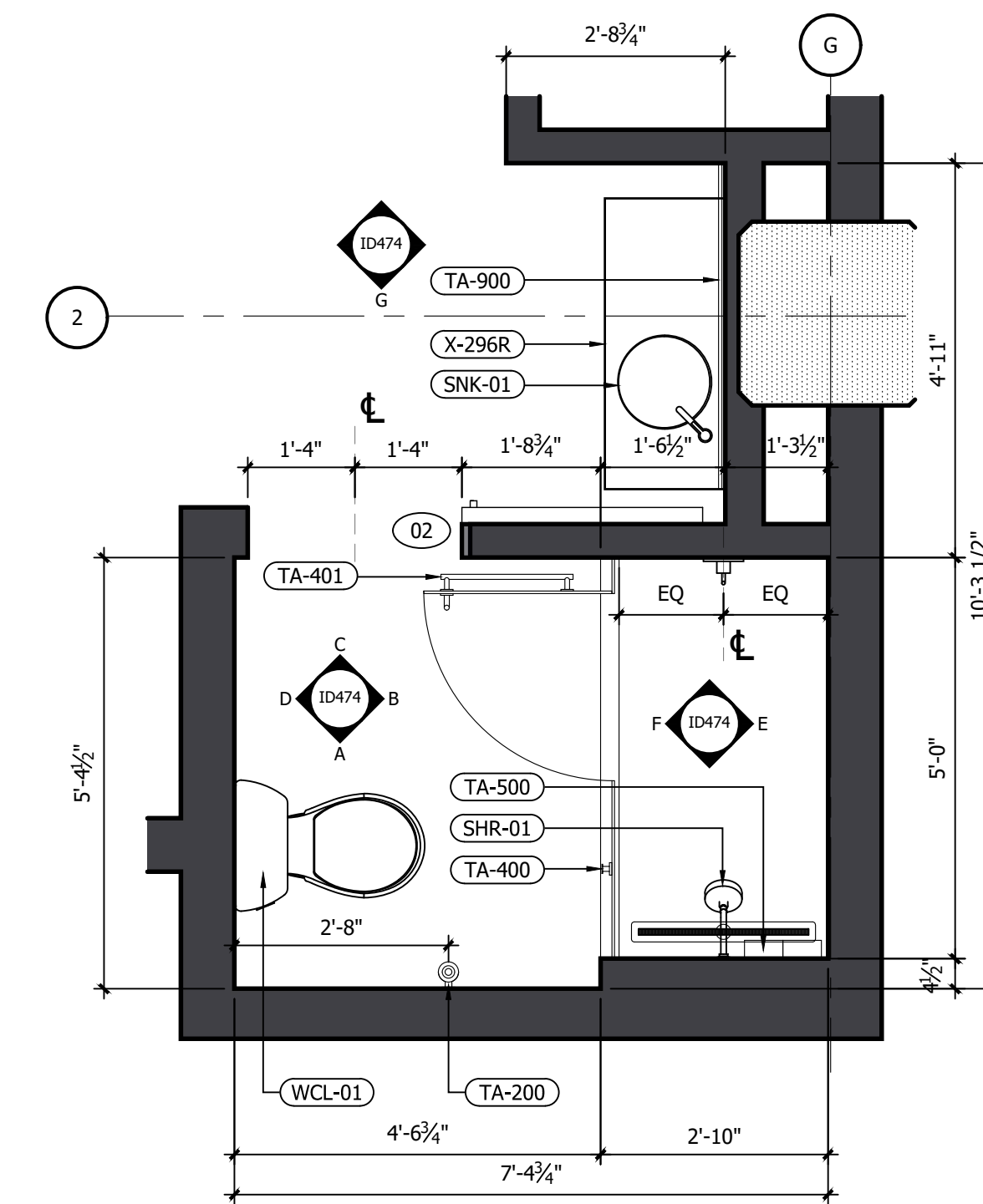
C INTERIOR ELEVATION
1/2" = 1'-0"



B INTERIOR ELEVATION
1/2" = 1'-0"




A INTERIOR ELEVATION
1/2" = 1'-0"



1 RM#11 KING BATHROOM FFE PLAN
1/2" = 1'-0"

REFERENCE NOTES	
A. REFER TO DESIGN STANDARDS, "GUESTROOMS" CHAPTER, FOR MAIN REQUIREMENTS RELATED TO THIS ARCHITECT IS RESPONSIBLE FOR DESIGNING PROJECT IN ACCORDANCE WITH THE ENTIRE DESIGN STANDARDS.	
GENERAL NOTES	
1. WRAP DRAINAGE AND SUPPLY PIPES WITH INSULATING MATERIAL.	
2. G.C. TO PROVIDE BLOCKING AND / OR STRAPPING FOR ALL ITEMS ATTACHED TO WALLS OR MOUNTED TO CEILING ARCHITECT OF RECORD TO REVIEW.	
3. BARN DOOR SHALL BE FACTORY PAINTED.	
CRITERIA NOTES	
CRITERIA NOTES ARE SHOWN CATEGORIZED BY DISCIPLINE AND COULD BE INTERPRETED TO APPLY TO MORE THAN ONE DISCIPLINE. FOR EFFICIENCY, NOTES ARE ONLY SHOWN UNDER ONE PREDOMINANT DISCIPLINE. CONSULTANTS SHOULD FAMILIARIZE THEMSELVES WITH ALL CRITERIA NOTES.	
A0 ARCHITECTURAL	A92 PROVIDE BLOCKING FOR ACCESSORIES INCLUDING (BUT NOT LIMITED TO) GRAB BARS, SHELF AND FOOTREST, TOWEL RACKS, ETC.
ID0 INTERIOR DESIGN	ID50 REFER TO SHEET 571A AND 572A FOR ALTERNATE SHOWER FINISH MATERIALS.
EO ENGINEERING	E1 GANG OUTLETS AND SWITCHES AT THIS LOCATION @ HEIGHT SHOWN.

NO.	DESCRIPTION	DATE	BY
-	ISSUED FOR DEMOLITION	06/09/17	MV
-	ISSUED TO FRANCHISE	06/09/17	MV
-	ISSUED FOR BID (ID ONLY)	07/21/17	MV
-	ISSUED TO FRANCHISE	08/17/17	MV
-	ISSUED FOR PERMIT	08/04/17	MV
-	FOR FINAL APPROVAL	10/02/17	MV
-	ISSUED FOR PERMIT	11/28/17	MV
-	RE-ISSUED FOR PERMIT	03/07/18	AN
-	REV. DETAILS ON A700.2	06/04/18	AVK
-	RE-90% FRANCHISE COMMENTS	06/04/18	AVK



ARCHITECTURE
URBAN PLANNING
INTERIORS
HOTELS/ HOUSING/ MIXED USE
1800.630.3750
CA-SERVICES
ca@mwtusa.com / 1800.717.5816



WARNING
IT IS A VIOLATION OF THE LAW FOR ANY PERSON, UNLESS ACTING UNDER THE DIRECTION OF THE ARCHITECT, TO ALTER OR REPRODUCE THESE DRAWINGS IN ANY WAY.

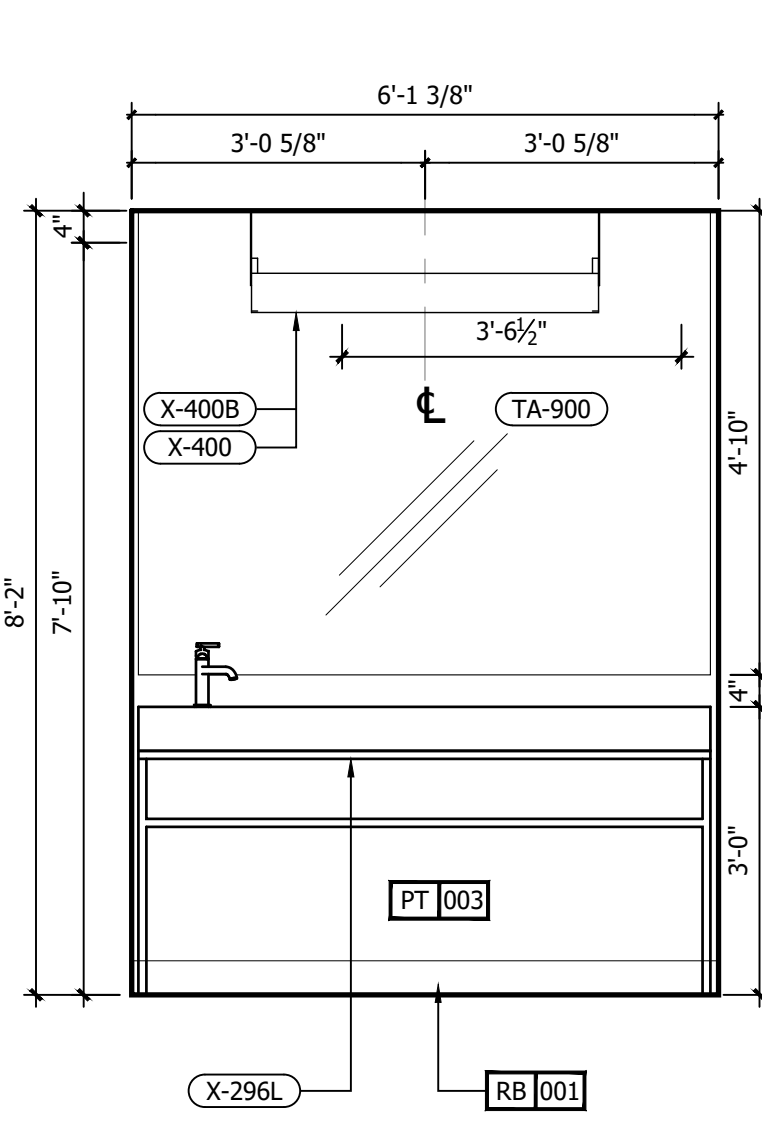
ALOFT
MEMPHIS
DOWNTOWN
63 NORTH B.B. KING BLVD.
MEMPHIS, TENNESSEE 38103

PROJECT NO.: 16 006
DATE: 04-12-2019
DRAWN BY: EFRW
CHKD. BY: MWT

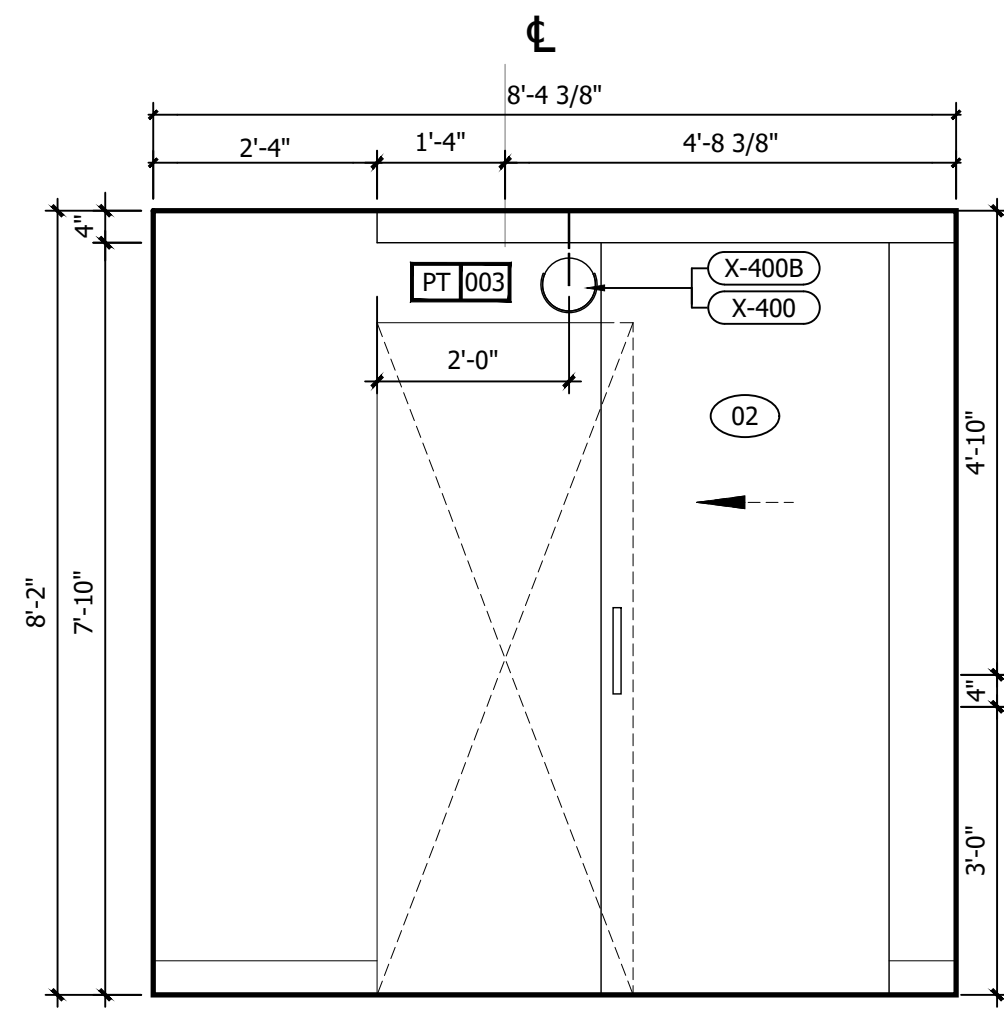
ENL. BATHROOM
RM#11 KING
PLANS & DETAILS
SHEET ID474

IMPORTANT NOTICE TO ALL CONTRACTORS AND OR SUBCONTRACTORS: (COMPLETE BUILDING SYSTEMS AND OR INSTALLATIONS)
IF AWARDED A CONTRACT FOR ANY PORTION OF WORK NEEDED TO COMPLETE THIS PROJECT YOU ARE AGREEING TO THE FOLLOWING TERMS:
1. YOU ARE A QUALIFIED CONTRACTOR AND OR SUBCONTRACTOR SPECIFICALLY IN PROVIDING A COMPLETE TURNKEY SERVICE IN YOUR TRADE OR PROFESSION FOR THE TYPE OF WORK AND SCOPE FOR THIS PROJECT.
2. YOU AGREE TO PROVIDE A COMPLETE DESIGN-BUILD SOLUTION BASED ON THE ARCHITECT'S INTENDED DESIGN FOR THIS PROJECT.
3. YOUR BID INCLUDED ALL THE STEPS, PROCESSES, MATERIALS, PRODUCTS, GOVERNING PERMITS AND APPROVALS NECESSARY TO PROVIDE A COMPLETED AND WARRANTED SYSTEM OR INSTALLATION THAT DOES NOT REQUIRE ANOTHER CONTRACTOR OR PRODUCT TO COMPLETE YOUR SCOPE OF WORK.
4. YOUR BID MUST HAVE INCLUDED ANY DESIGN INFORMATION REFERENCED WITHIN ANY CIVIL, ARCHITECTURAL, STRUCTURAL, MECHANICAL, ELECTRICAL AND OR PLUMBING DRAWINGS. ALSO NOTE THESE DRAWINGS ARE SCHEMATIC AND ARE INTENDED TO SHOW ONLY BASIC CONCEPTS AND GENERAL INFORMATION THE COMPLETION OF YOUR WORK MAY INCLUDE OTHER STEPS, PROCESSES, MATERIALS, PRODUCTS, LABOR, GOVERNING PERMITS AND OR APPROVALS NECESSARY TO PROVIDE A COMPLETE SYSTEM INSTALLATION WHETHER SUGGESTED ON THE DRAWINGS OR NOT.
5. AS AN EXAMPLE: ITEMS AND OR TASKS LIKE: FIRE CALLER, DRAFT STOPS, FASTENERS, ANCHORS, EMBEDMENTS, DUMPSTERS, DEBRIS CLEAN UP, ETC. ARE YOUR RESPONSIBILITY. ANY WORK NOT COMPLETED IN A TIMELY MANNER, OR INCOMPLETE WORK WILL BE BILLED BACK TO THE CONTRACTOR AND OR SUBCONTRACTOR, AT THE OWNERS' DISCRETION.

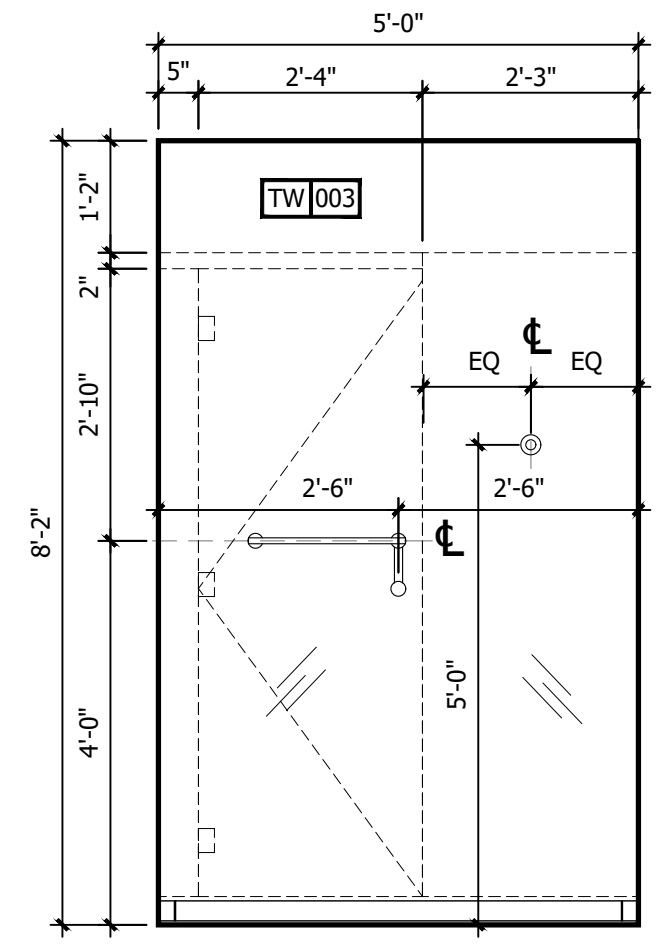
NO.	DESCRIPTION	DATE	BY
-	ISSUED FOR DEMOLITION	06/09/17	MV
-	ISSUED TO FRANCHISE	06/09/17	MV
-	ISSUED FOR BID (ID ONLY)	07/21/17	MV
-	ISSUED TO FRANCHISE	08/17/17	MV
-	ISSUED FOR PERMIT	08/04/17	MV
-	FOR FINAL APPROVAL	10/02/17	MV
-	ISSUED FOR PERMIT	11/28/17	MV
-	RE-ISSUED FOR PERMIT	03/07/18	AN
-	REV. DETAILS ON A700.2	06/04/18	AVK
-	RE-90% FRANCHISE COMMENTS	06/04/18	AVK



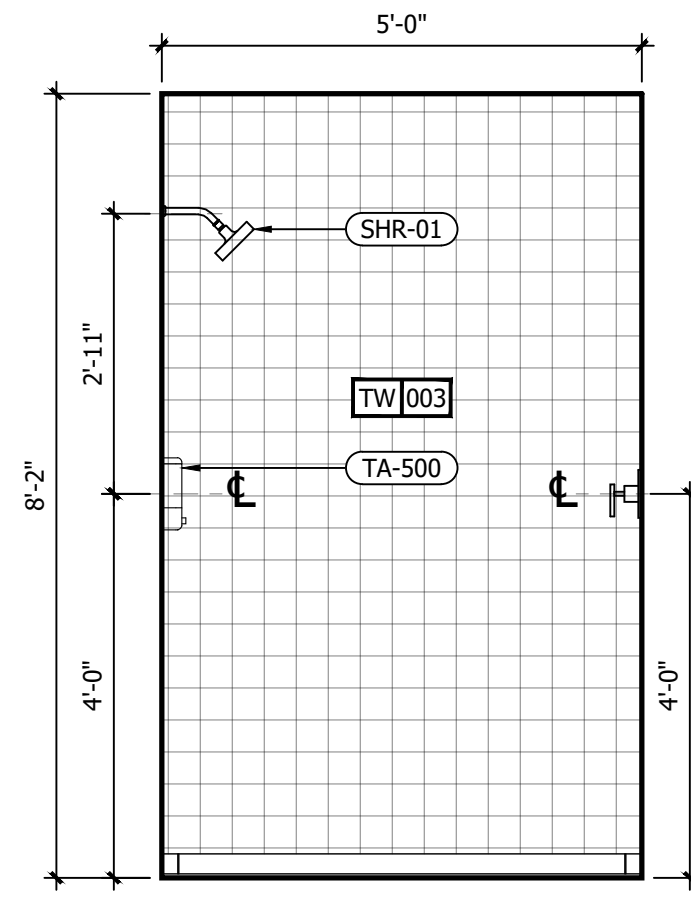
H INTERIOR ELEVATION
1/2" = 1'-0"



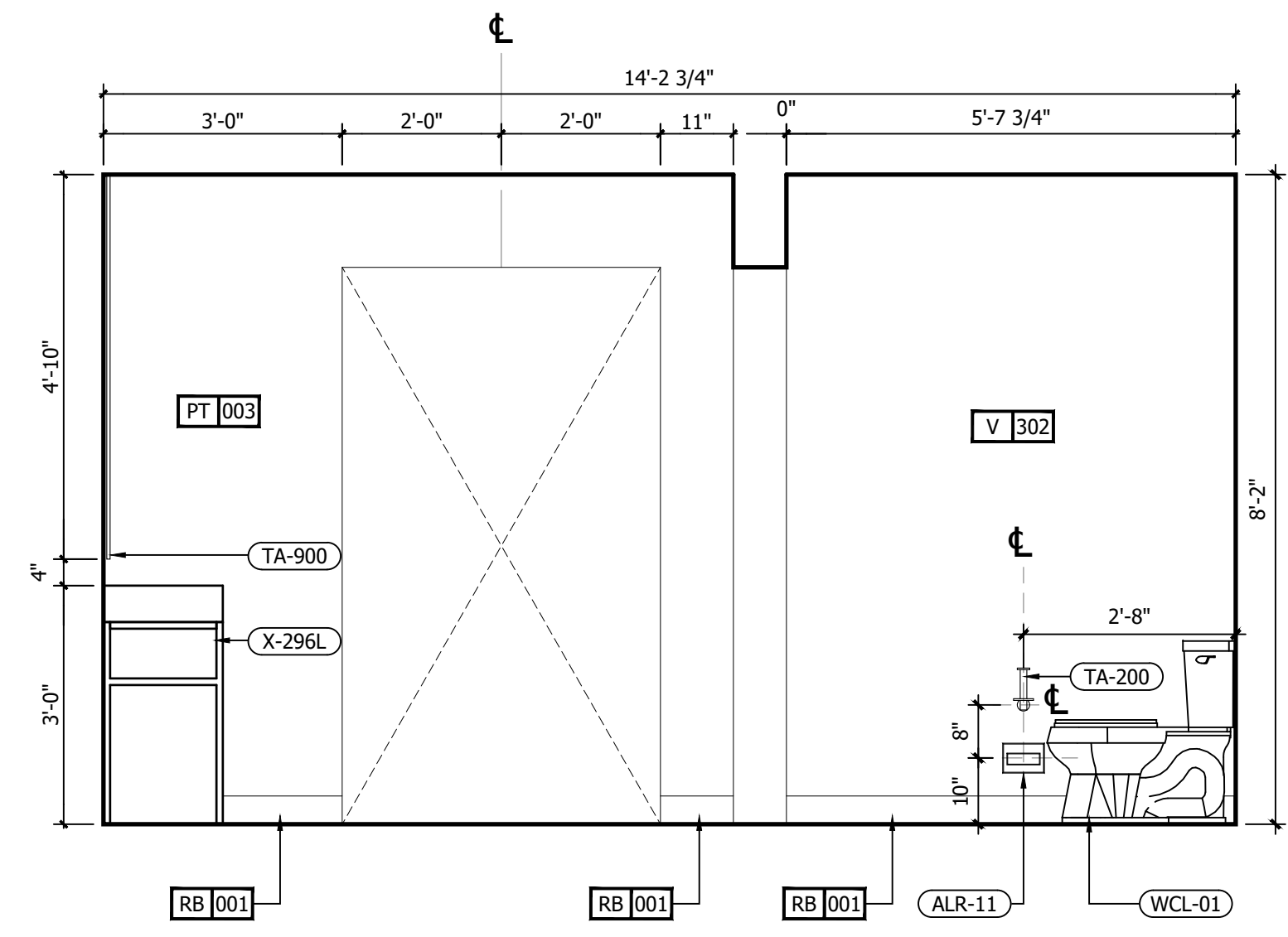
G INTERIOR ELEVATION
1/2" = 1'-0"



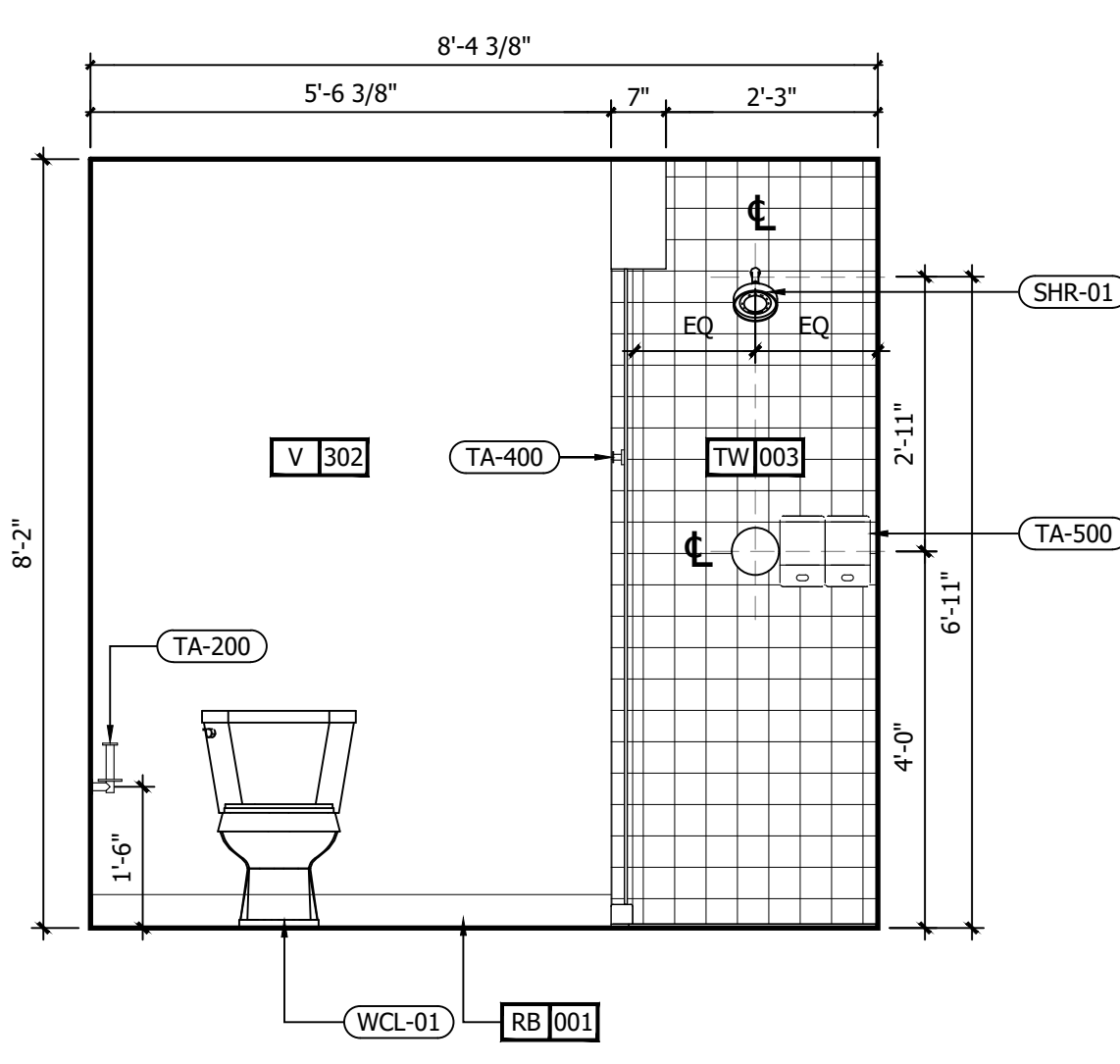
F INTERIOR ELEVATION
1/2" = 1'-0"



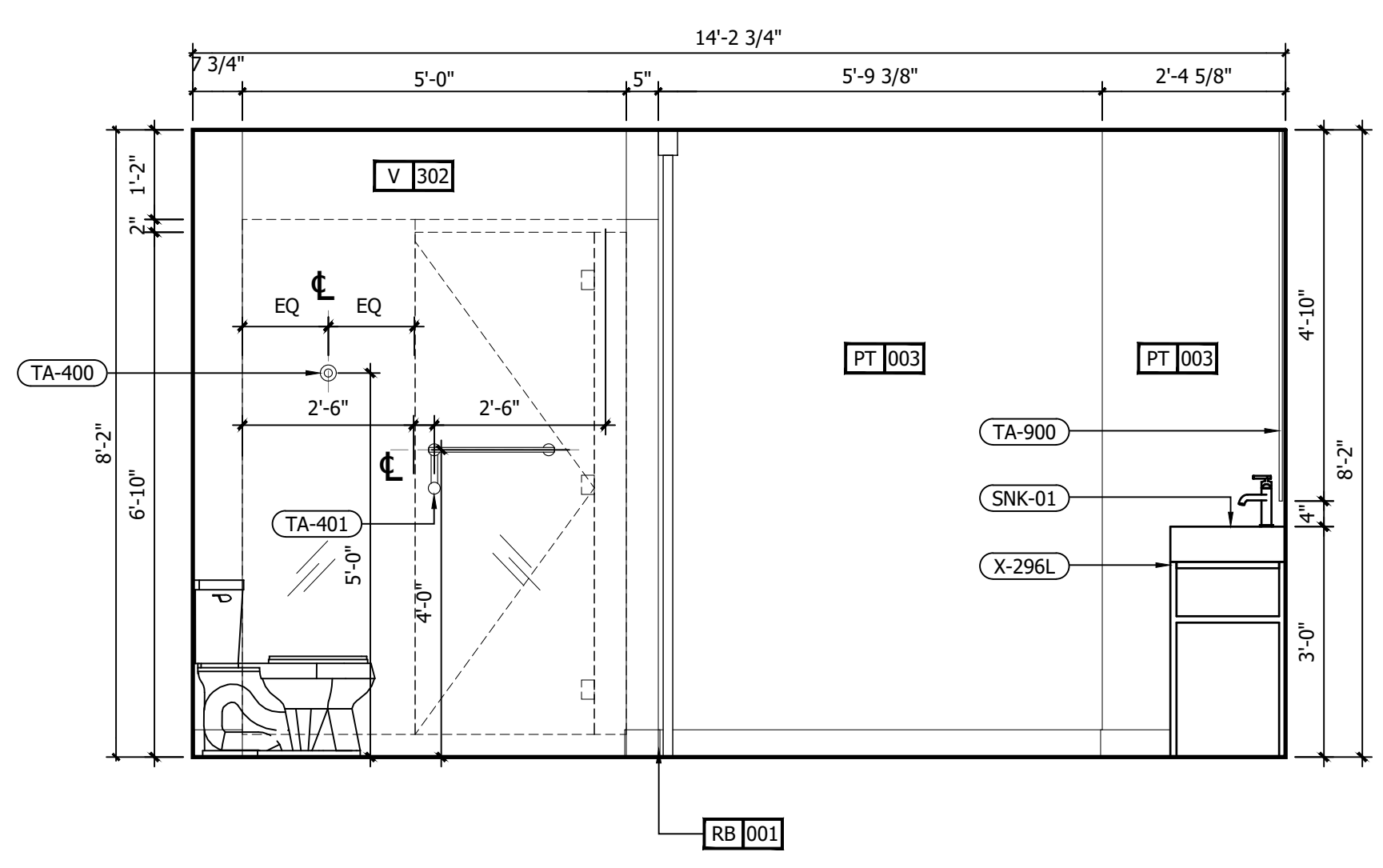
E INTERIOR ELEVATION
1/2" = 1'-0"



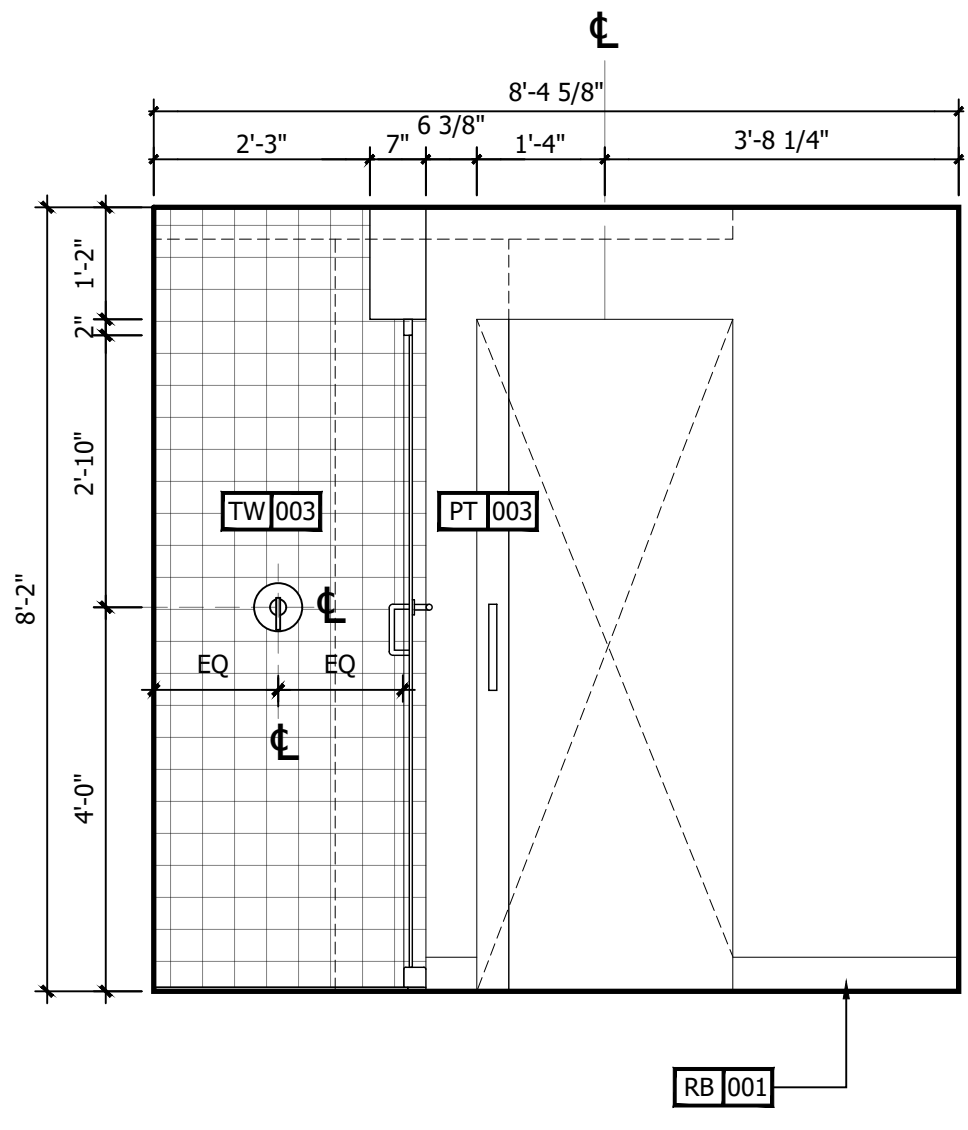
D INTERIOR ELEVATION
1/2" = 1'-0"



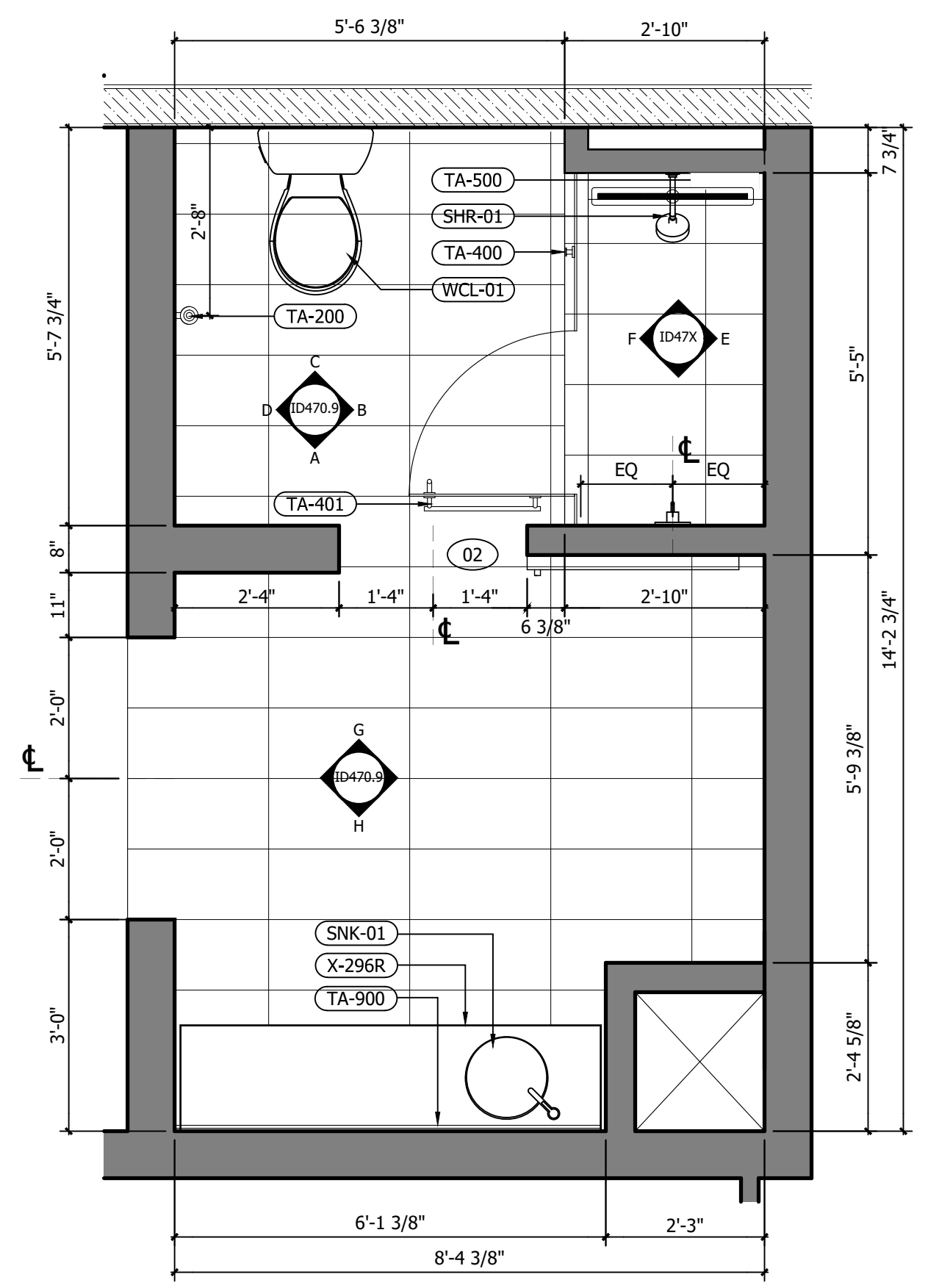
C INTERIOR ELEVATION
1/2" = 1'-0"



B INTERIOR ELEVATION
1/2" = 1'-0"




A INTERIOR ELEVATION
1/2" = 1'-0"



1 ENLARGED PLAN
1/2" = 1'-0"

IMPORTANT NOTICE TO ALL CONTRACTORS AND OR SUBCONTRACTORS: (COMPLETE BUILDING SYSTEMS AND OR INSTALLATIONS)

- IF AWARDED A CONTRACT FOR ANY PORTION OF WORK NEEDED TO COMPLETE THIS PROJECT YOU ARE AGREEING TO THE FOLLOWING TERMS:
- YOU ARE A QUALIFIED CONTRACTOR AND OR SUBCONTRACTOR SPECIFICALLY IN PROVIDING A COMPLETE TURNKEY SERVICE IN YOUR TRADE OR PROFESSION FOR THE TYPE OF WORK AND SCOPE FOR THIS PROJECT.
- YOU AGREE TO PROVIDE A COMPLETE DESIGN BUILD SOLUTION BASED ON THE ARCHITECT'S INTENDED DESIGN FOR THIS PROJECT.
- YOUR BID INCLUDED ALL THE STEPS, PROCESSES, MATERIALS, PRODUCTS, GOVERNING PERMITS AND APPROVALS NECESSARY TO PROVIDE A COMPLETED AND WARRANTED SYSTEM OR INSTALLATION THAT DOES NOT REQUIRE ANOTHER CONTRACTOR OR PRODUCT TO COMPLETE YOUR SCOPE OF WORK.
- YOUR BID MUST HAVE INCLUDED ANY DESIGN INFORMATION REFERENCED WITHIN ANY CIVIL, ARCHITECTURAL, STRUCTURAL, MECHANICAL, ELECTRICAL AND OR PLUMBING DRAWINGS. ALSO NOTE THESE DRAWINGS ARE SCHEMATIC AND ARE INTENDED TO SHOW ONLY BASIC CONCEPTS AND GENERAL INFORMATION THE COMPLETION OF YOUR WORK MAY INCLUDE OTHER STEPS, PROCESSES, MATERIALS, PRODUCTS, LABOR, GOVERNING PERMITS AND OR APPROVALS NECESSARY TO PROVIDE A COMPLETE SYSTEM INSTALLATION WHETHER SUGGESTED ON THE DRAWINGS OR NOT.
- AS AN EXAMPLE: ITEMS AND OR TASKS LIKE: FIRE CALLS, DRAFT STORES, FASTENERS, ANCHORS, EMBEDMENTS, DUMPSTERS, DEBRIS CLEAN UP, ETC. ARE YOUR RESPONSIBILITY. ANY WORK NOT COMPLETED IN A TIMELY MANNER, OR INCOMPLETE WORK WILL BE BILLED BACK TO THE CONTRACTOR AND OR SUBCONTRACTOR, AT THE OWNERS' DISCRETION.



ARCHITECTURE
URBAN PLANNING
INTERIORS
HOTELS/ HOUSING/ MIXED USE
1800.630.3750
CA-SERVICES
ca@mwtusa.com / 1800.717.5816



WARNING
IT IS A VIOLATION OF THE LAW FOR ANY PERSON, UNLESS ACTING UNDER THE DIRECTION OF THE ARCHITECT, TO ALTER OR REPRODUCE THESE DRAWINGS IN ANY WAY.

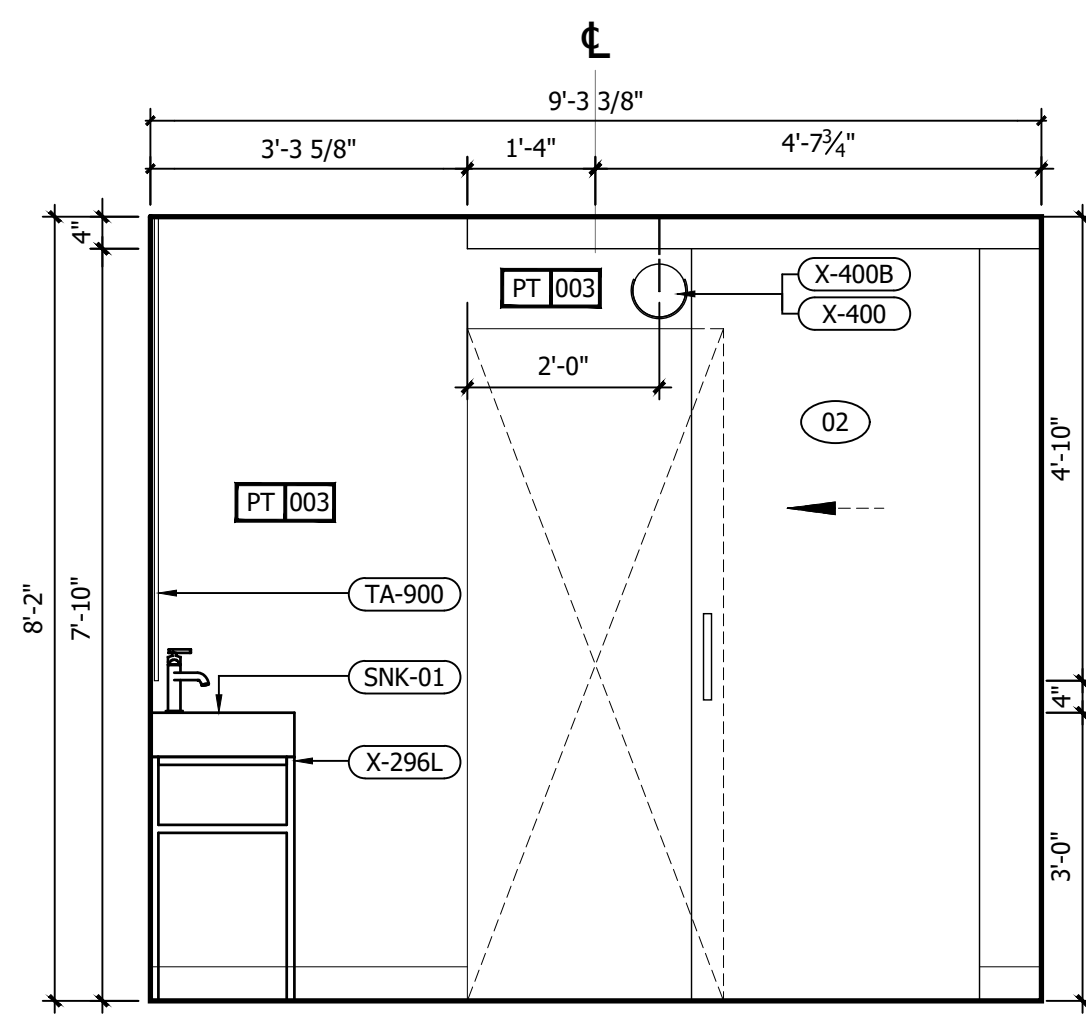
**ALOFT
MEMPHIS
DOWNTOWN**

63 NORTH B.B. KING BLVD.
MEMPHIS, TENNESSEE 38103

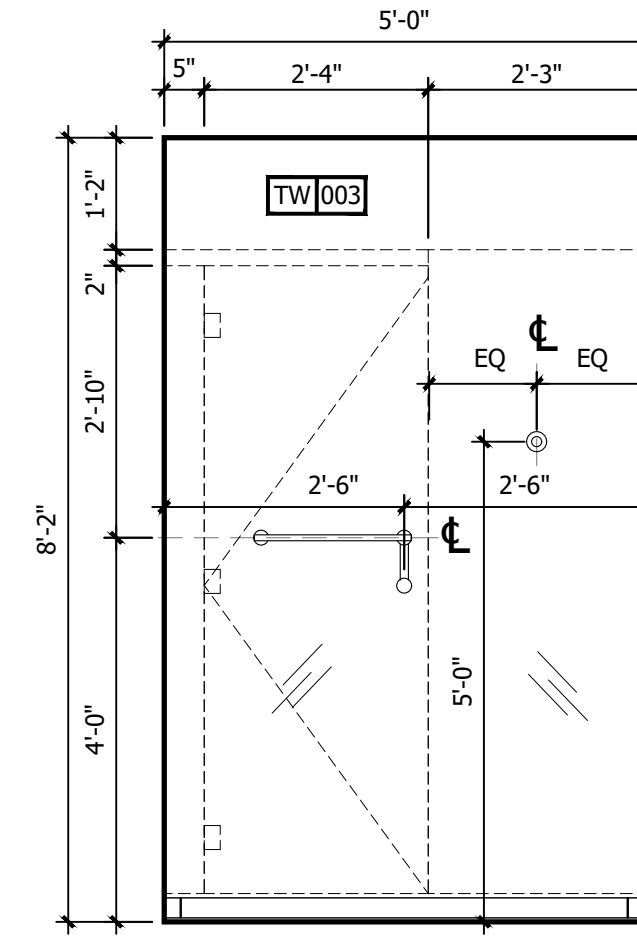
PROJECT NO.: 16 006
DATE: 04-12-2019
DRAWN BY: EF/RW
CHKD. BY: MWT

**ENL. BATHROOM
SUITE RM #1&2
PLAN & ELEVATIONS
SHEET ID480**

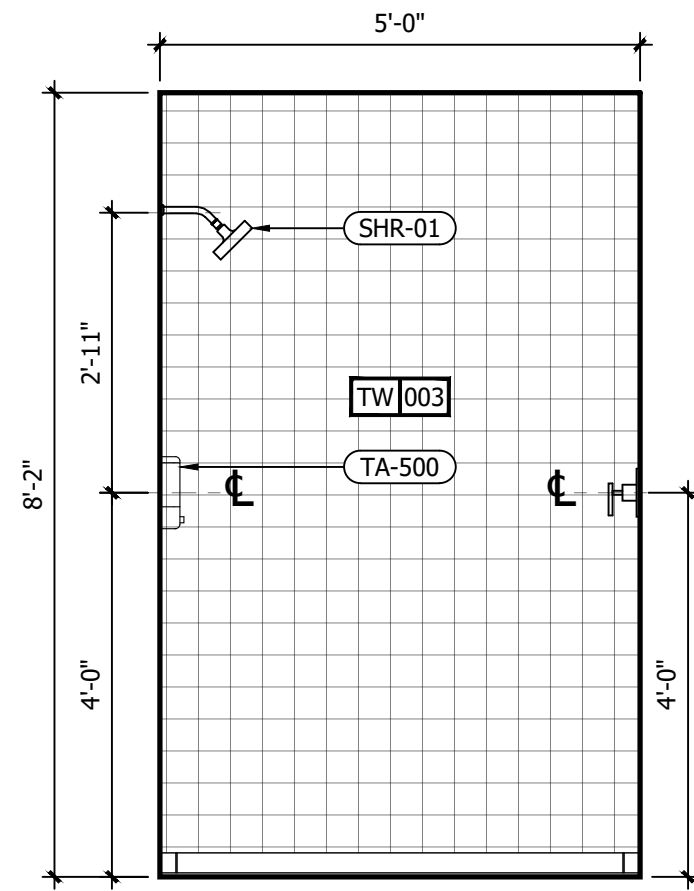
NO.	DESCRIPTION	DATE	BY
-	ISSUED FOR DEMOLITION	06/09/17	MV
-	ISSUED TO FRANCHISE	06/09/17	MV
-	ISSUED FOR BID (ID ONLY)	07/21/17	MV
-	ISSUED TO FRANCHISE	08/17/17	MV
-	ISSUED FOR PERMIT	08/04/17	MV
-	FOR FINAL APPROVAL	10/02/17	MV
-	ISSUED FOR PERMIT	11/28/17	MV
-	RE-ISSUED FOR PERMIT	03/07/18	AN
-	REV. DETAILS ON A700.2	06/04/18	AVK
-	RE-90% FRANCHISE COMMENTS		
		06/04/18	AVK



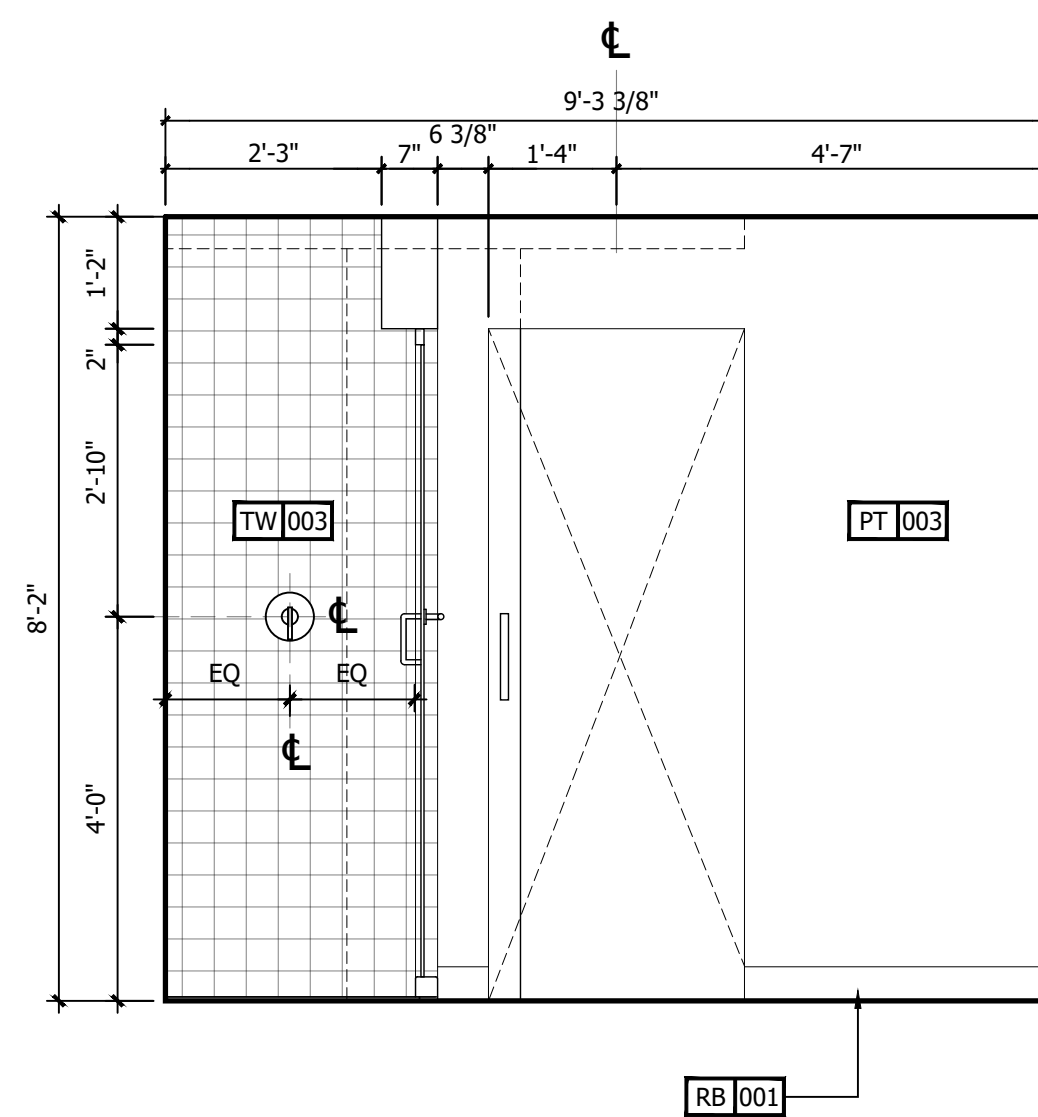
G INTERIOR ELEVATION
1/2" = 1'-0"



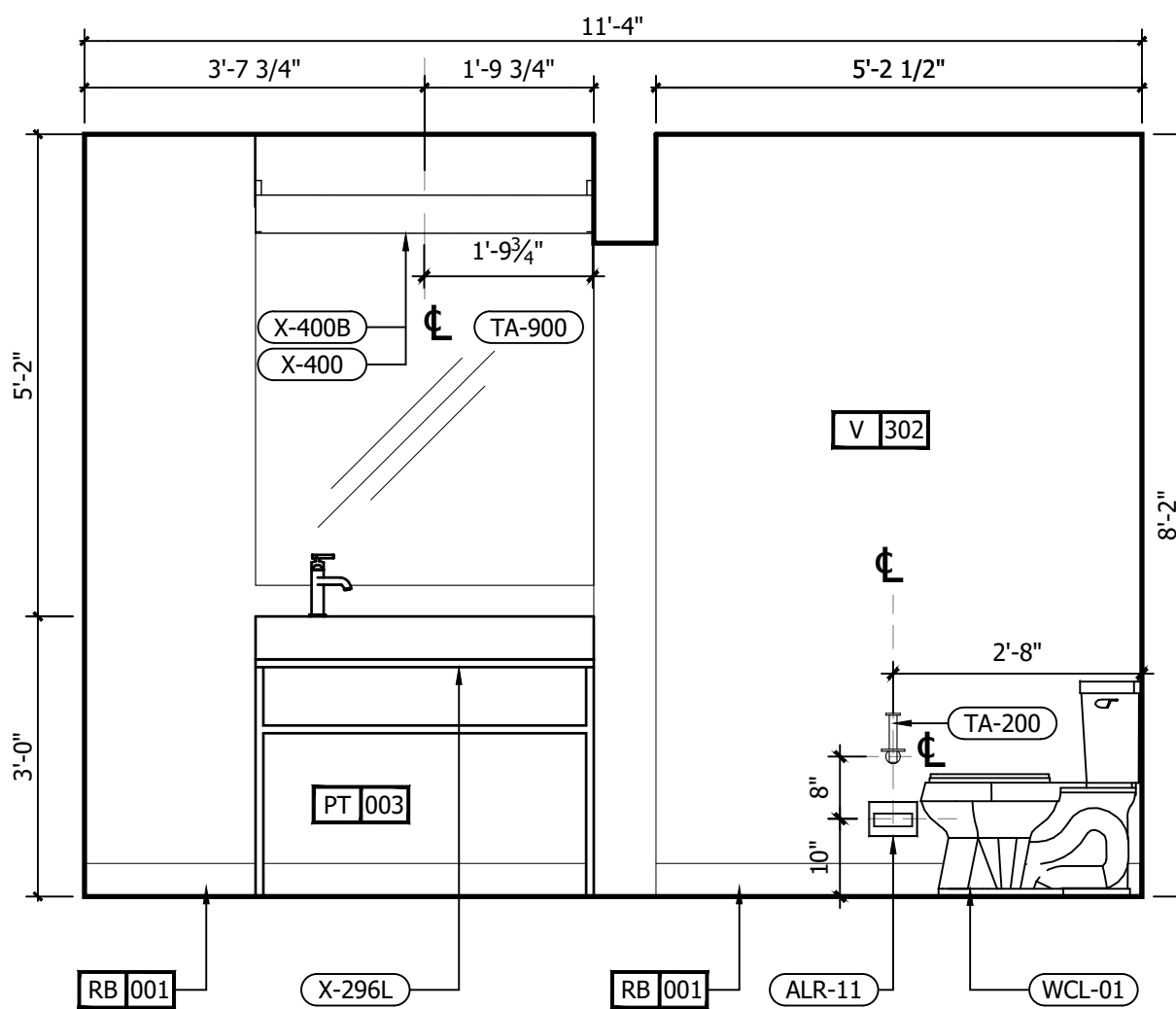
F INTERIOR ELEVATION
1/2" = 1'-0"



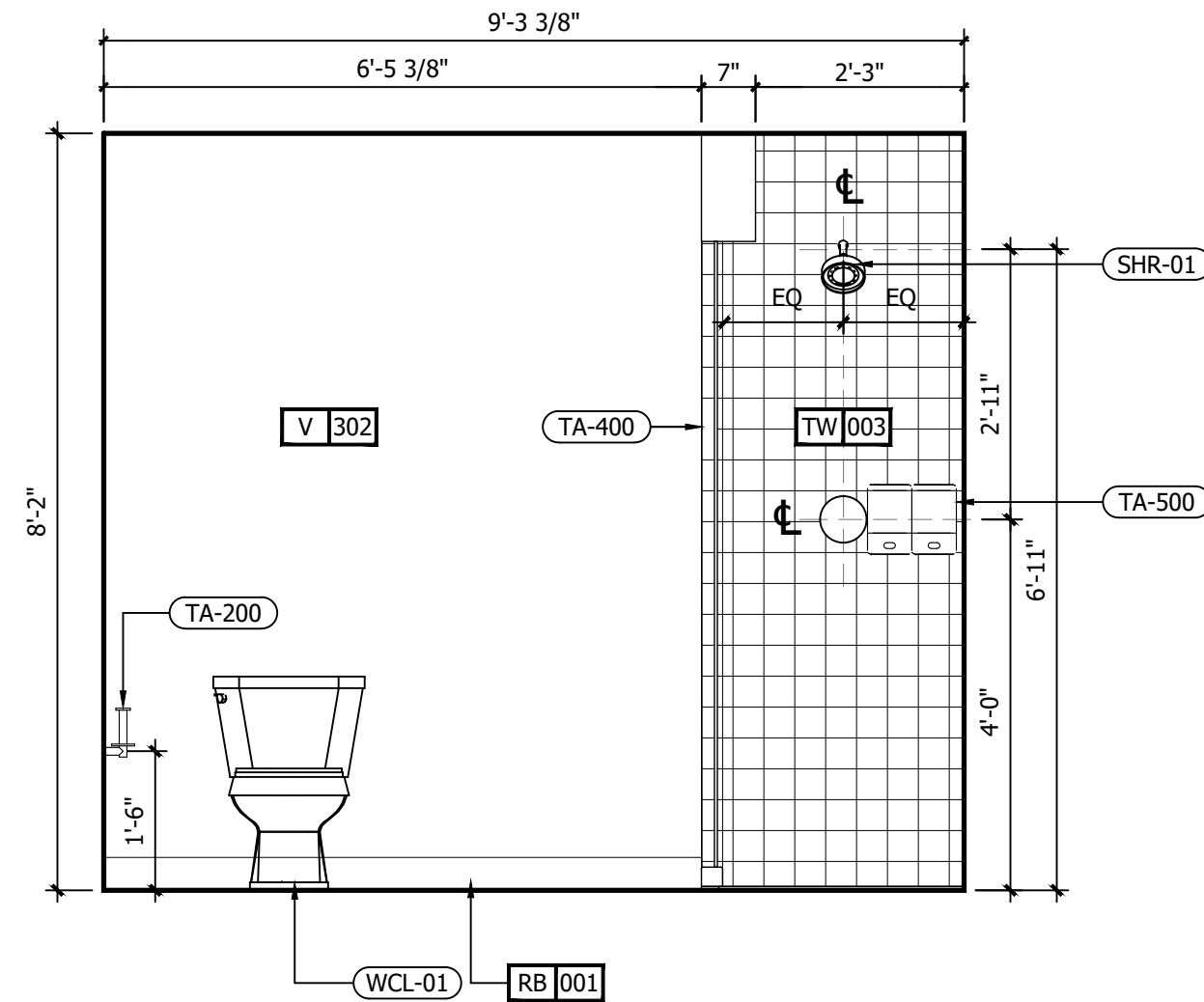
E INTERIOR ELEVATION
1/2" = 1'-0"



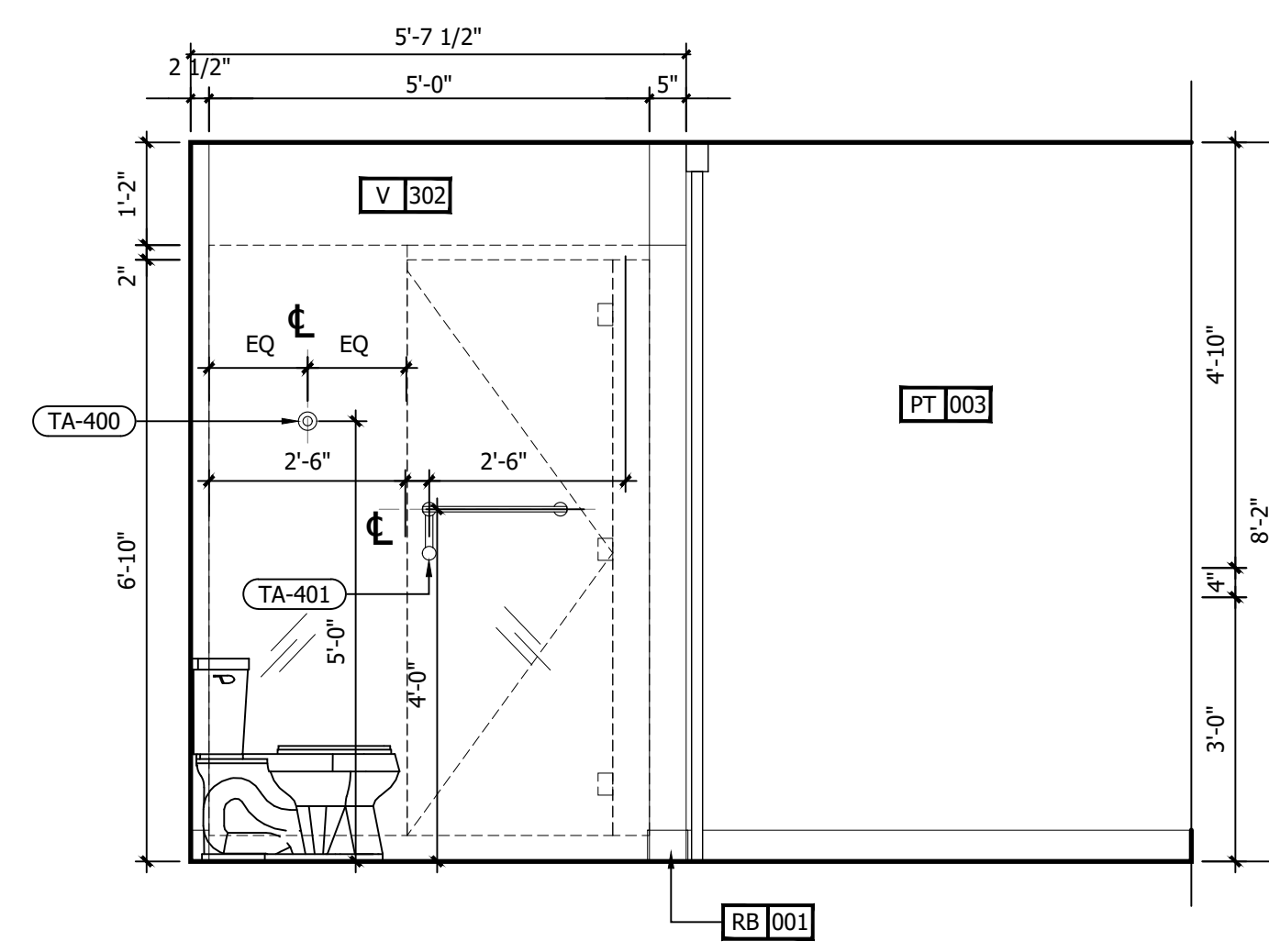
D INTERIOR ELEVATION
1/2" = 1'-0"



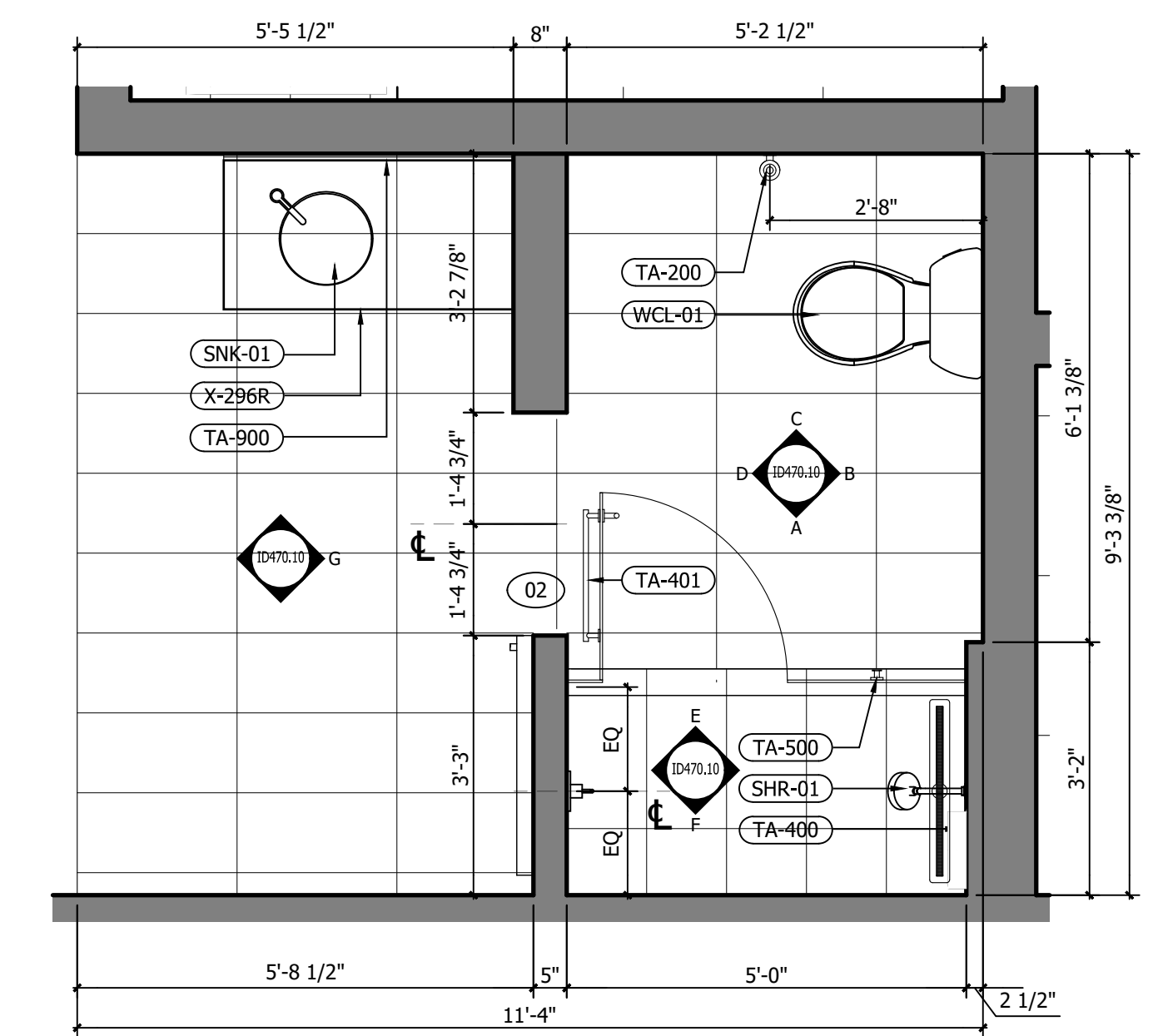
C INTERIOR ELEVATION
1/2" = 1'-0"



B INTERIOR ELEVATION
1/2" = 1'-0"




A INTERIOR ELEVATION
1/2" = 1'-0"



1 ENLARGED PLAN
1/2" = 1'-0"

IMPORTANT NOTICE TO ALL CONTRACTORS AND OR SUBCONTRACTORS: (COMPLETE BUILDING SYSTEMS AND OR INSTALLATIONS)
 IF AWARDED A CONTRACT FOR ANY PORTION OF WORK NEEDED TO COMPLETE THIS PROJECT YOU ARE AGREEING TO THE FOLLOWING TERMS:
 1. YOU ARE A QUALIFIED CONTRACTOR AND OR SUBCONTRACTOR SPECIFICALLY IN PROVIDING A COMPLETE TURNKEY SERVICE IN YOUR TRADE OR PROFESSION FOR THE TYPE OF WORK AND SCOPE FOR THIS PROJECT.
 2. YOU AGREE TO PROVIDE A COMPLETE DESIGN-BUILD SOLUTION BASED ON THE ARCHITECT'S INTENDED DESIGN FOR THIS PROJECT.
 3. YOUR BID INCLUDED ALL THE STEPS, PROCESSES, MATERIALS, PRODUCTS, GOVERNING PERMITS AND APPROVALS NECESSARY TO PROVIDE A COMPLETED AND WARRANTED SYSTEM ON INSTALLATION THAT DOES NOT REQUIRE ANOTHER CONTRACTOR OR PRODUCT TO COMPLETE YOUR SCOPE OF WORK.
 4. YOUR BID MUST HAVE INCLUDED ANY DESIGN INFORMATION REFERENCED WITHIN ANY CIVIL, ARCHITECTURAL, STRUCTURAL, MECHANICAL, ELECTRICAL AND/OR PLUMBING DRAWINGS. ALSO NOTE THESE DRAWINGS ARE SCHEMATIC AND ARE INTENDED TO SHOW ONLY BASIC CONCEPTS AND GENERAL INFORMATION. THE COMPLETION OF YOUR WORK MAY INCLUDE OTHER STEPS, PROCESSES, MATERIALS, PRODUCTS, LABOR, GOVERNING PERMITS AND OR APPROVALS NECESSARY TO PROVIDE A COMPLETE SYSTEM INSTALLATION WHETHER SUGGESTED ON THE DRAWINGS OR NOT.
 5. AS AN EXAMPLE: ITEMS AND OR TASKS LIKE: FIRE CALLS, DRAFT STOPS, FASTENERS, ANCHORS, EMBEDMENTS, DUMPSTERS, DEBRIS CLEAN UP, ETC. ARE YOUR RESPONSIBILITY. ANY WORK NOT COMPLETED IN A TIMELY MANNER, OR INCOMPLETE WORK WILL BE BILLED BACK TO THE CONTRACTOR AND OR SUBCONTRACTOR, AT THE OWNERS' DISCRETION.



ARCHITECTURE
URBAN PLANNING
INTERIORS
HOTELS/ HOUSING/ MIXED USE
1800.630.3750
CA-SERVICES
ca@mwtusa.com / 1800.717.5816



WARNING
IT IS A VIOLATION OF THE LAW FOR ANY PERSON, UNLESS ACTING UNDER THE DIRECTION OF THE ARCHITECT, TO ALTER OR REPRODUCE THESE DRAWINGS IN ANY WAY.

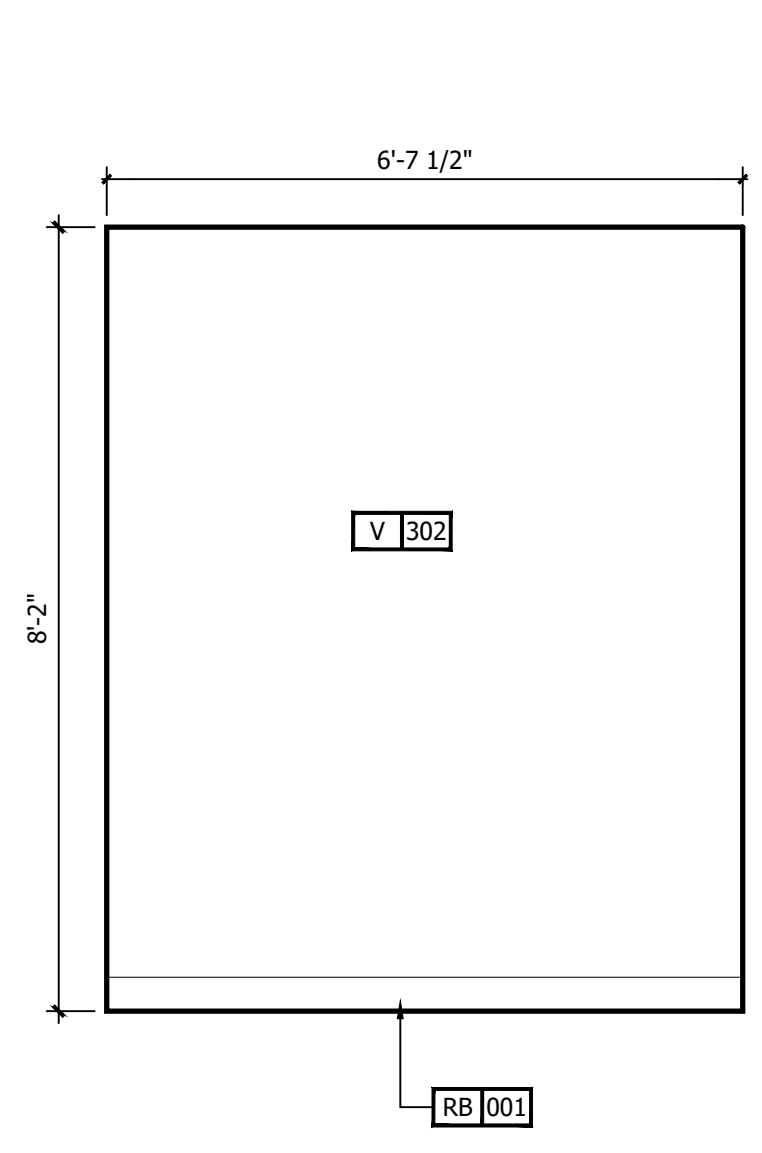
**ALOFT
MEMPHIS
DOWNTOWN**

63 NORTH B.B. KING BLVD.
MEMPHIS, TENNESSEE 38103

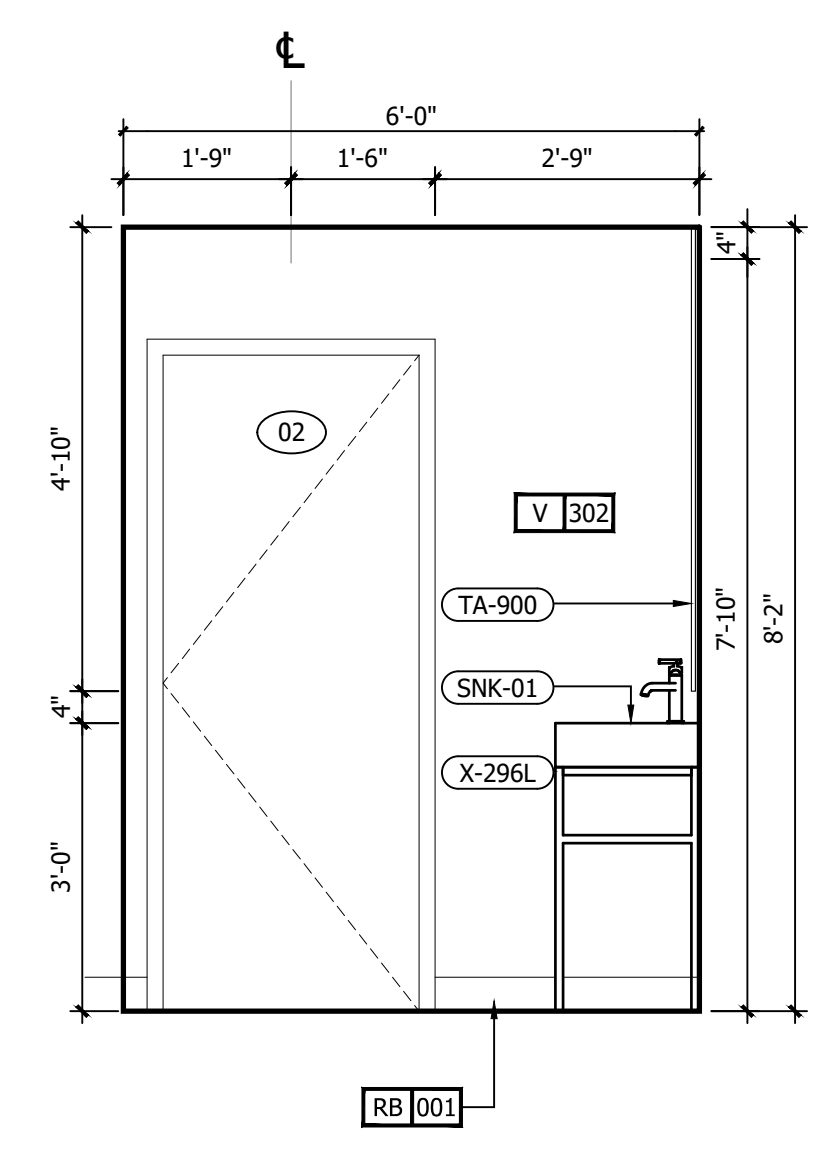
PROJECT NO.: 16 006
DATE: 04-12-2019
DRAWN BY: EF/RW
CHKD. BY: MWT

**ENL. BATHROOM
SUITE RM #1&2
PLAN & ELEVATIONS
SHEET ID481**

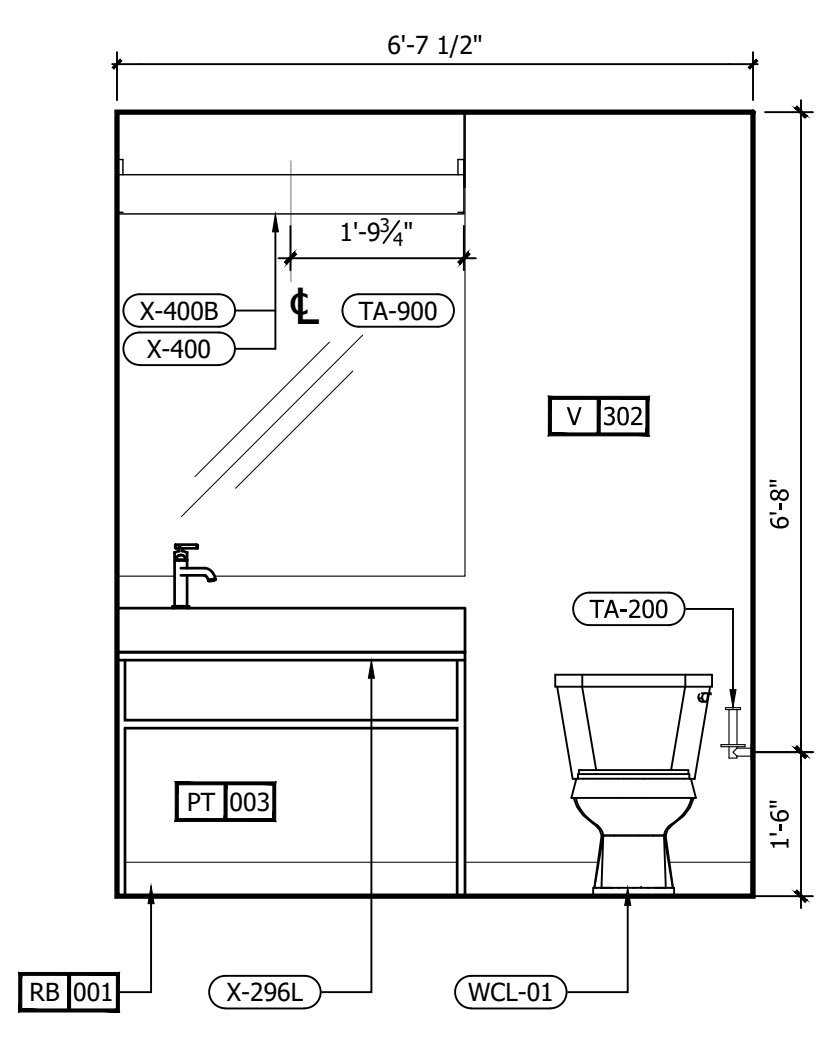
NO.	DESCRIPTION	DATE	BY
-	ISSUED FOR DEMOLITION	06/09/17	MV
-	ISSUED TO FRANCHISE	06/09/17	MV
-	ISSUED FOR BID (ID ONLY)	07/21/17	MV
-	ISSUED TO FRANCHISE	08/17/17	MV
-	ISSUED FOR PERMIT	08/04/17	MV
-	FOR FINAL APPROVAL	10/02/17	MV
-	ISSUED FOR PERMIT	11/28/17	MV
-	RE-ISSUED FOR PERMIT	03/07/18	AN
-	REV. DETAILS ON A700.2	06/04/18	AVK
-	RE-90% FRANCHISE COMMENTS	06/04/18	AVK



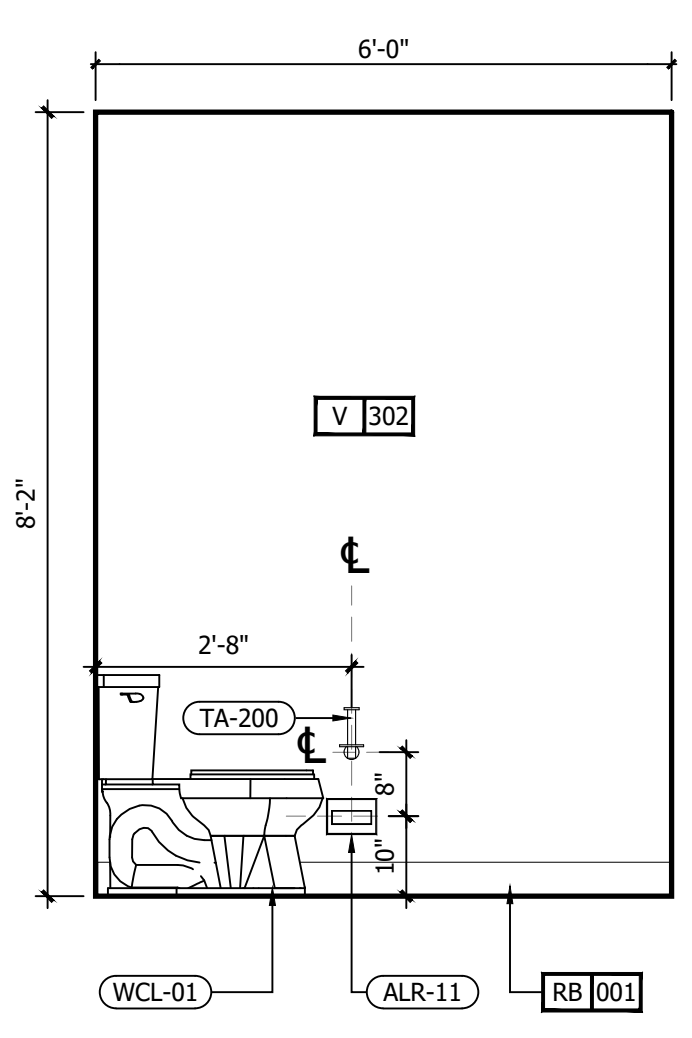
D INTERIOR ELEVATION
1/2" = 1'-0"



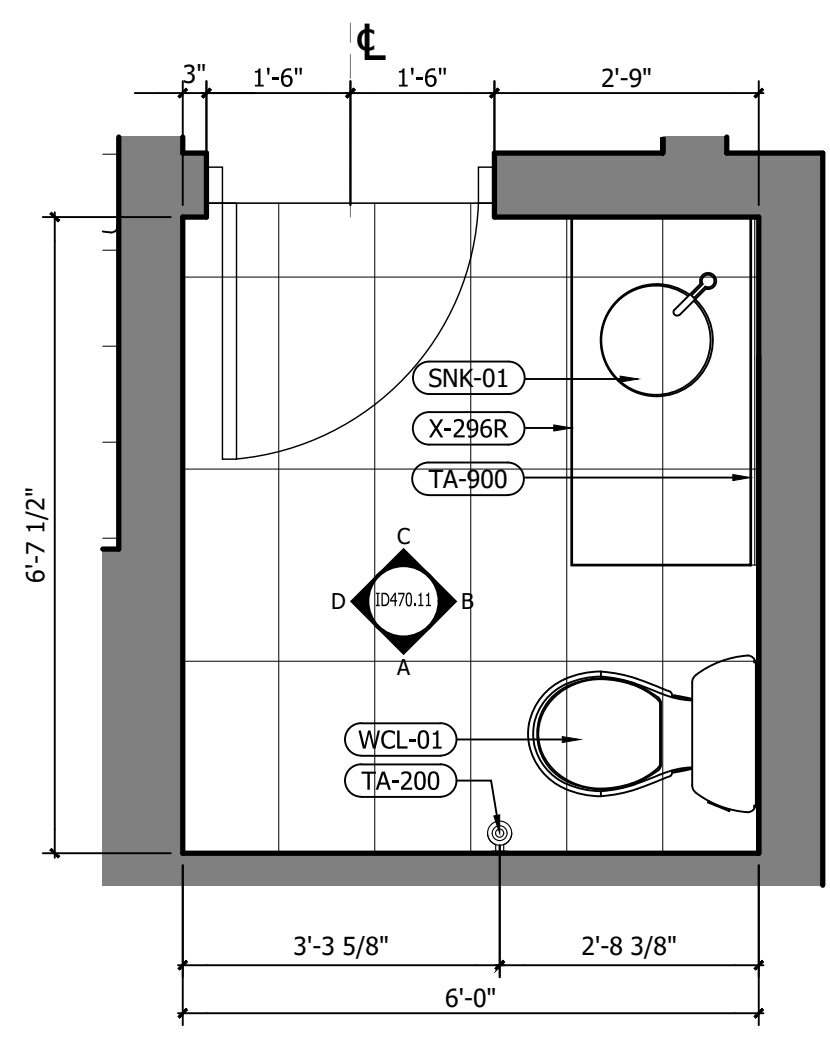
C INTERIOR ELEVATION
1/2" = 1'-0"



B INTERIOR ELEVATION
1/2" = 1'-0"




A INTERIOR ELEVATION
1/2" = 1'-0"



1 ENLARGED PLAN
1/2" = 1'-0"

IMPORTANT NOTICE TO ALL CONTRACTORS AND OR SUBCONTRACTORS: (COMPLETE BUILDING SYSTEMS AND OR INSTALLATIONS)

- IF AWARDED A CONTRACT FOR ANY PORTION OF WORK NEEDED TO COMPLETE THIS PROJECT YOU ARE AGREEING TO THE FOLLOWING TERMS:
- YOU ARE A QUALIFIED CONTRACTOR AND OR SUBCONTRACTOR SPECIFICALLY IN PROVIDING A COMPLETE TURNKEY SERVICE IN YOUR TRADE OR PROFESSION FOR THE TYPE OF WORK AND SCOPE FOR THIS PROJECT.
- YOU AGREE TO PROVIDE A COMPLETE DESIGN-BUILD SOLUTION BASED ON THE ARCHITECT'S INTENDED DESIGN FOR THIS PROJECT.
- YOUR BID INCLUDED ALL THE STEPS, PROCESSES, MATERIALS, PRODUCTS, GOVERNING PERMITS AND APPROVALS NECESSARY TO PROVIDE A COMPLETED AND WARRANTED SYSTEM OR INSTALLATION THAT DOES NOT REQUIRE ANOTHER CONTRACTOR OR PRODUCT TO COMPLETE YOUR SCOPE OF WORK.
- YOUR BID MUST HAVE INCLUDED ANY DESIGN INFORMATION REFERENCED WITHIN ANY CIVIL, ARCHITECTURAL, STRUCTURAL, MECHANICAL, ELECTRICAL AND OR PLUMBING DRAWINGS. ALSO NOTE THESE DRAWINGS ARE SCHEMATIC AND ARE INTENDED TO SHOW ONLY BASIC CONCEPTS AND GENERAL INFORMATION. THE COMPLETION OF YOUR WORK MAY INCLUDE OTHER STEPS, PROCESSES, MATERIALS, PRODUCTS, LABOR, GOVERNING PERMITS AND OR APPROVALS NECESSARY TO PROVIDE A COMPLETE SYSTEM INSTALLATION WHETHER SUGGESTED ON THE DRAWINGS OR NOT.
- AS AN EXAMPLE: ITEMS AND OR TASKS LIKE: FIRE CALLS, DRAFT STOPS, FASTENERS, ANCHORS, EMBEDMENTS, DUMPSTERS, DEBRIS CLEAN UP, ETC. ARE YOUR RESPONSIBILITY. ANY WORK NOT COMPLETED IN A TIMELY MANNER, OR INCOMPLETE WORK WILL BE BILLED BACK TO THE CONTRACTOR AND OR SUBCONTRACTOR, AT THE OWNERS' DISCRETION.



ARCHITECTURE
URBAN PLANNING
INTERIORS
HOTELS/ HOUSING/ MIXED USE
1800.630.3750
CA-SERVICES
ca@mwtusa.com / 1800.717.5816



WARNING
IT IS A VIOLATION OF THE LAW FOR ANY PERSON, UNLESS ACTING UNDER THE DIRECTION OF THE ARCHITECT, TO ALTER OR REPRODUCE THESE DRAWINGS IN ANY WAY.

**ALOFT
MEMPHIS
DOWNTOWN**

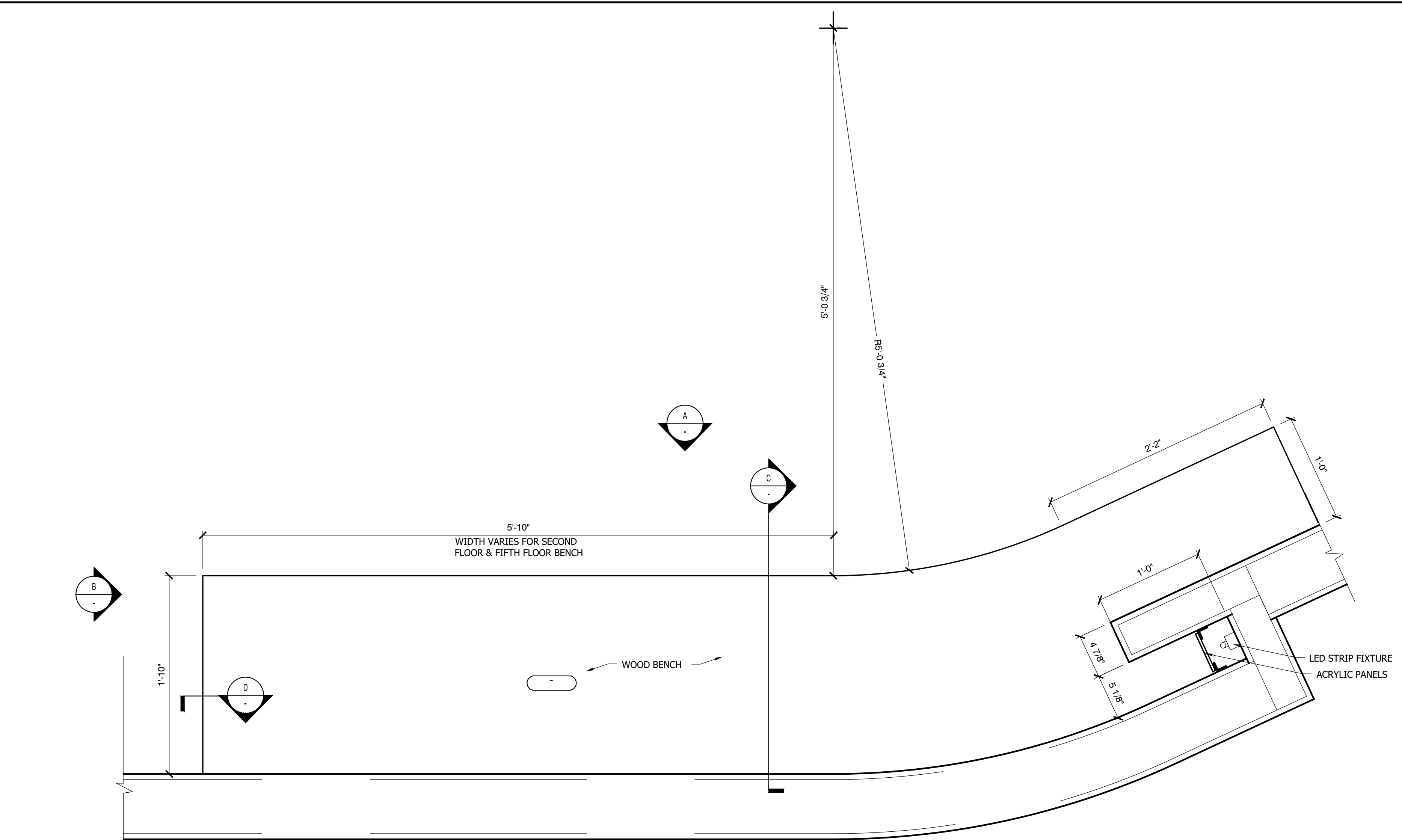
63 NORTH B.B. KING BLVD.
MEMPHIS, TENNESSEE 38103

PROJECT NO.: 16 006
DATE: 04-12-2019
DRAWN BY: EF/RW
CHKD. BY: MWT


**ENL. BATHROOM
SUITE RM #1&2
PLAN & ELEVATIONS**

SHEET ID481.1

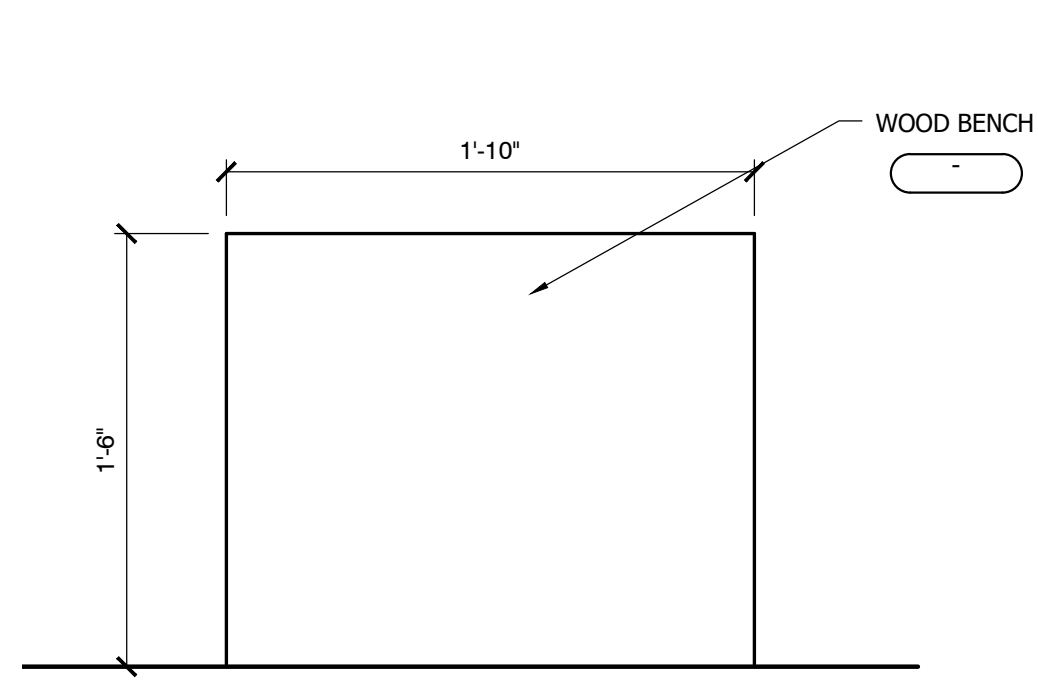
NO.	DESCRIPTION	DATE	BY
-	ISSUED FOR DEMOLITION	06/09/17	MV
-	ISSUED TO FRANCHISE	06/09/17	MV
-	ISSUED FOR BID (ID ONLY)	07/21/17	MV
-	ISSUED TO FRANCHISE	08/17/17	MV
-	ISSUED FOR PERMIT	08/04/17	MV
-	FOR FINAL APPROVAL	10/02/17	MV
-	ISSUED FOR PERMIT	11/28/17	MV
-	RE-ISSUED FOR PERMIT	03/07/18	AN
-	REV. DETAILS ON A700.2	06/04/18	AVK
-	RE-90% FRANCHISE COMMENTS	06/04/18	AVK



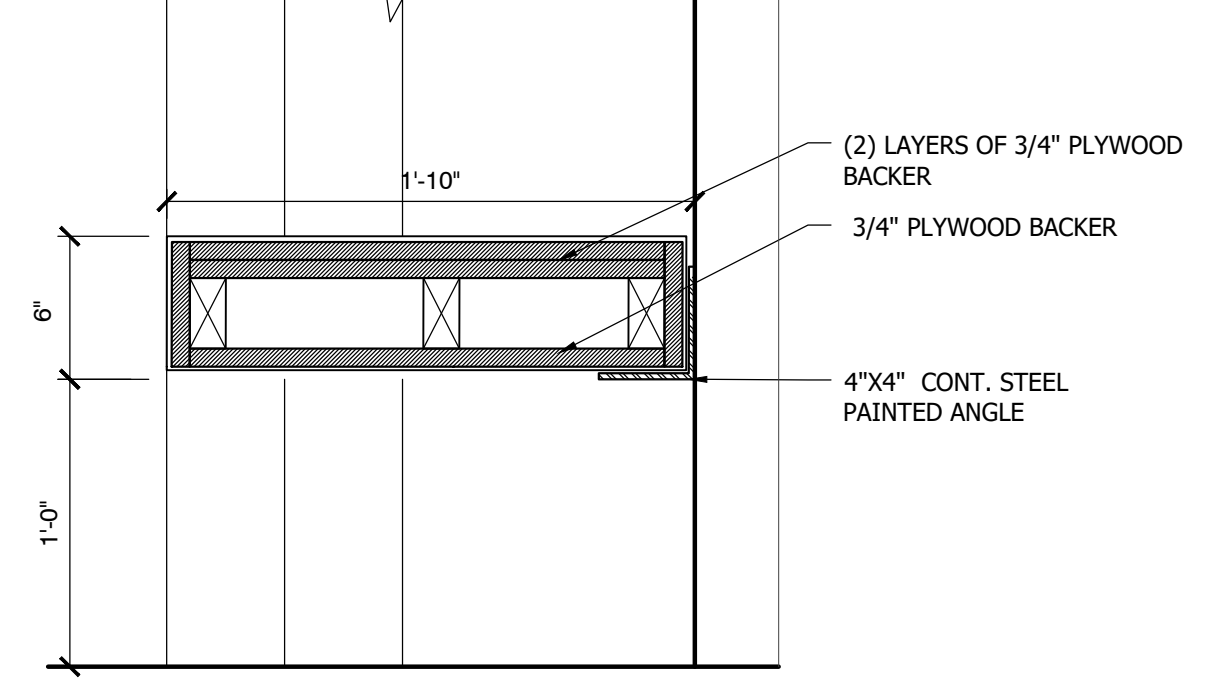
2 PLAN DETAIL AT ELEVATOR LOBBY BENCH
1-1/2" = 1'-0"



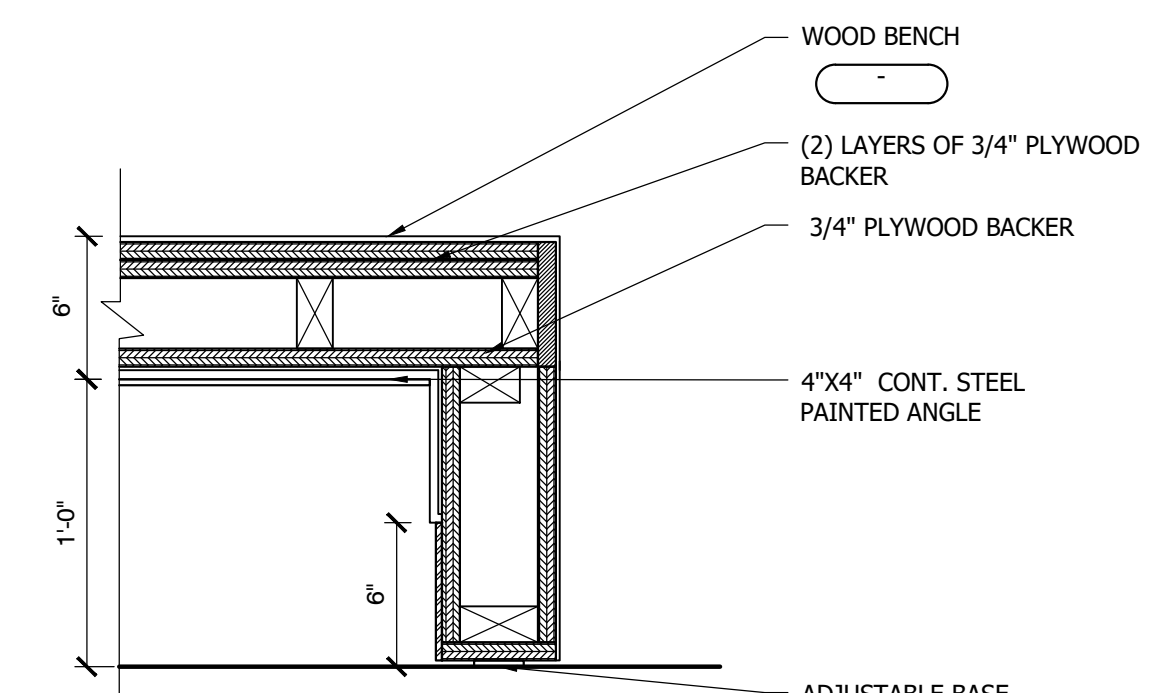
A ELEVATION AT ELEVATOR LOBBY BENCH
1-1/2" = 1'-0"



B ELEVATION AT ELEVATOR LOBBY BENCH
1-1/2" = 1'-0"



C SECTION AT ELEVATOR LOBBY BENCH
1-1/2" = 1'-0"




D SECTION AT ELEVATOR LOBBY BENCH
1-1/2" = 1'-0"

IMPORTANT NOTICE TO ALL CONTRACTORS AND OR SUBCONTRACTORS: (COMPLETE BUILDING SYSTEMS AND OR INSTALLATIONS)

IF AWARDED A CONTRACT FOR ANY PORTION OF WORK NEEDED TO COMPLETE THIS PROJECT YOU ARE AGREEING TO THE FOLLOWING TERMS:

- YOU ARE A QUALIFIED CONTRACTOR AND OR SUBCONTRACTOR SPECIFICALLY IN PROVIDING A COMPLETE TURNKEY SERVICE IN YOUR TRADE OR PROFESSION FOR THE TYPE OF WORK AND SCOPE FOR THIS PROJECT.
- YOU AGREE TO PROVIDE A COMPLETE DESIGN-BUILD SOLUTION BASED ON THE ARCHITECT'S INTENDED DESIGN FOR THIS PROJECT.
- YOUR BID INCLUDED ALL THE STEPS, PROCESSES, MATERIALS, PRODUCTS, GOVERNING PERMITS AND APPROVALS NECESSARY TO PROVIDE A COMPLETED AND WARRANTED SYSTEM OR INSTALLATION THAT DOES NOT REQUIRE ANOTHER CONTRACTOR OR PRODUCT TO COMPLETE YOUR SCOPE OF WORK.
- YOUR BID MUST HAVE INCLUDED ANY DESIGN INFORMATION REFERENCED WITHIN ANY CIVIL, ARCHITECTURAL, STRUCTURAL, MECHANICAL, ELECTRICAL AND OR PLUMBING DRAWINGS. ALSO NOTE THESE DRAWINGS ARE SCHEMATIC AND ARE INTENDED TO SHOW ONLY BASIC CONCEPTS AND GENERAL INFORMATION. THE COMPLETION OF YOUR WORK MAY INCLUDE OTHER STEPS, PROCESSES, MATERIALS, PRODUCTS, LABOR, GOVERNING PERMITS AND OR APPROVALS NECESSARY TO PROVIDE A COMPLETE SYSTEM INSTALLATION WHETHER SUGGESTED ON THE DRAWINGS OR NOT.
- AS AN EXAMPLE: ITEMS AND OR TASKS LIKE: FIRE CALLS, DRAFT STOPS, FASTENERS, ANCHORS, EMBEDMENTS, DUMPSTERS, DEBRIS CLEAN UP, ETC. ARE YOUR RESPONSIBILITY. ANY WORK NOT COMPLETED IN A TIMELY MANNER, OR INCOMPLETE WORK WILL BE BILLED BACK TO THE CONTRACTOR AND OR SUBCONTRACTOR, AT THE OWNERS' DISCRETION.



ARCHITECTURE
URBAN PLANNING
INTERIORS
HOTELS/ HOUSING/ MIXED USE
1800.630.3750
CA-SERVICES
ca@mwtusa.com / 1800.717.5816



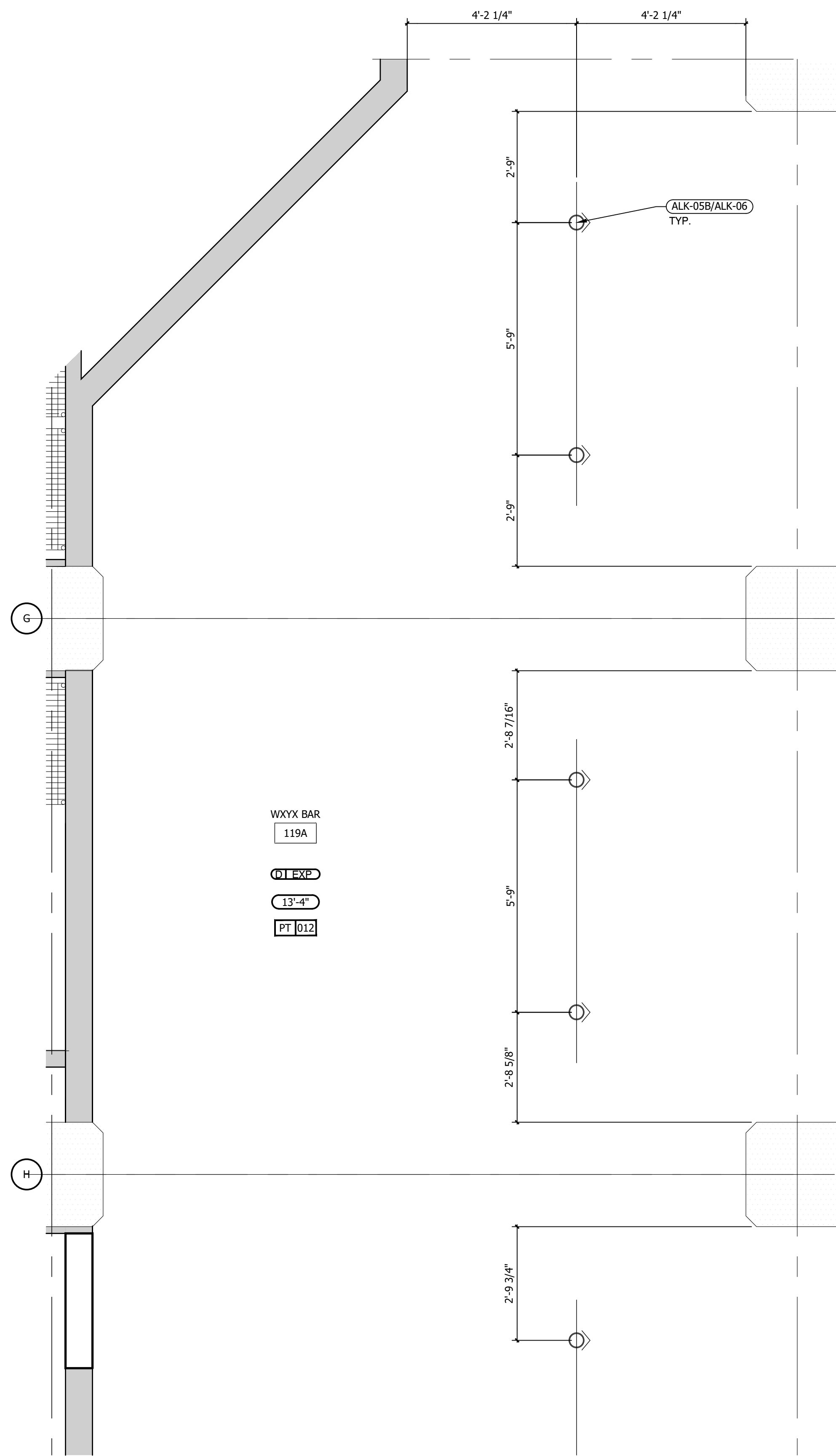
WARNING
IT IS A VIOLATION OF THE LAW FOR ANY PERSON, UNLESS ACTING UNDER THE DIRECTION OF THE ARCHITECT, TO ALTER OR REPRODUCE THESE DRAWINGS IN ANY WAY.

ALOFT MEMPHIS DOWNTOWN
63 NORTH B.B. KING BLVD.
MEMPHIS, TENNESSEE 38103

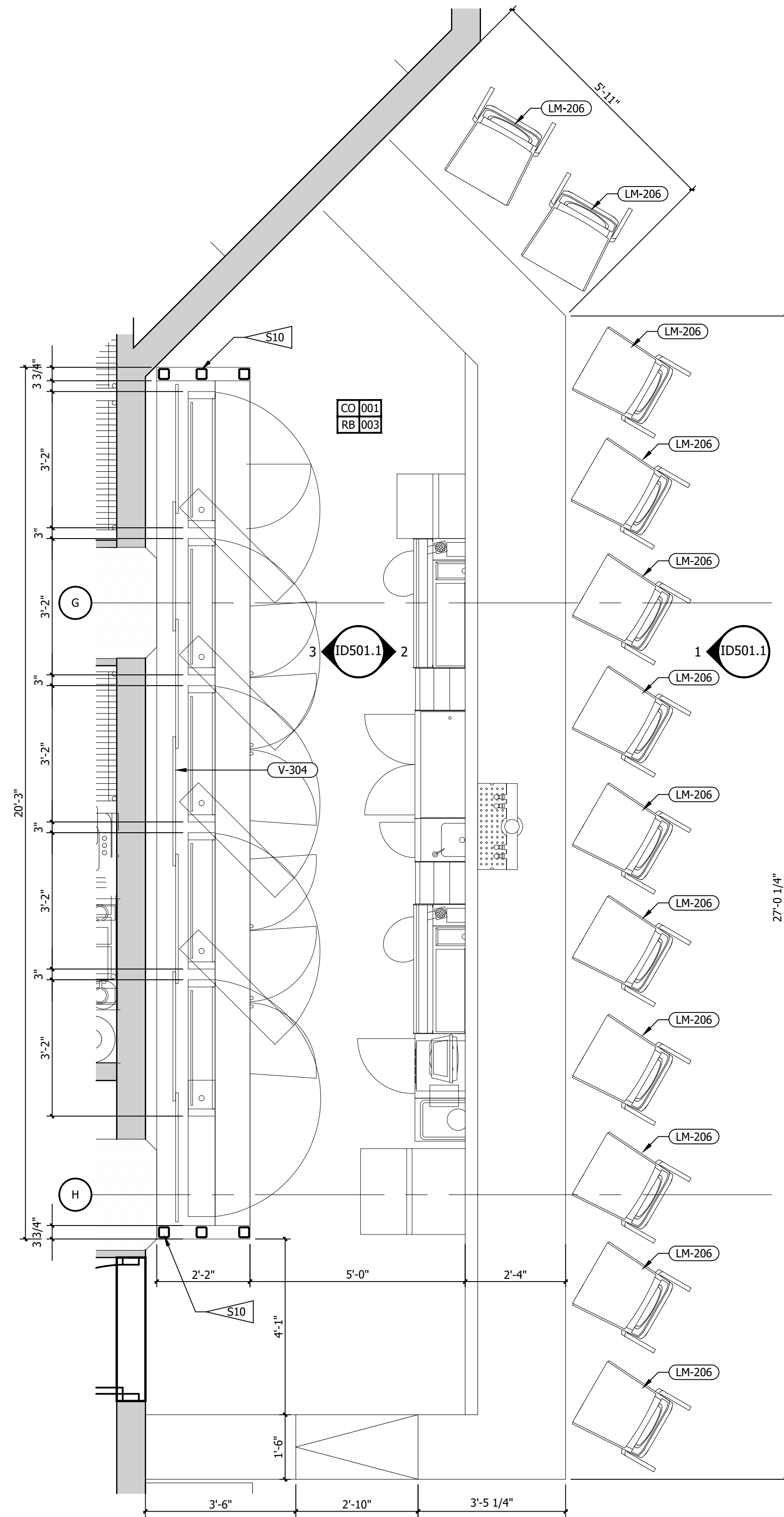
PROJECT NO.: 16 006
DATE: 04-12-2019
DRAWN BY:
CHKD. BY: MWT

ELEVATOR LOBBY BENCH DETAILS

SHEET ID500.2




2 W XYZ (BAR) RCP
1/2" = 1'-0"



1 W XYZ (BAR) PLAN
1/2" = 1'-0"

REFERENCE NOTES	
A.	REFER TO DESIGN STANDARDS "LOBBY AREAS" CHAPTER FOR MAIN REQUIREMENTS RELATED TO THIS SHEET. ARCHITECT IS RESPONSIBLE FOR DESIGNING PROJECT IN ACCORDANCE WITH THE ENTIRE DESIGN STANDARDS.
B.	REFER TO THE 700 SERIES CRITERIA PLANS FOR ADDITIONAL INFORMATION.
C.	REFER TO ELECTRICAL SECTION OF BPM FOR SWITCH TYPE AND COVER.
GENERAL NOTES	
1.	COORDINATE POWER AND PLUMBING FOR ALL EQUIPMENT.
2.	FINISH COVER PLATES AND RECEPTACLES IN ALL MILLWORK PIECES TO MATCH ADJACENT FINISH COLORS.
3.	G.C. TO PROVIDE BLOCKING AND / OR STRAPPING FOR ALL ITEMS ATTACHED TO WALLS OR MOUNTED TO CEILING. ARCHITECT OF RECORD TO REVIEW.
CRITERIA NOTES	
CRITERIA NOTES ARE SHOWN CATEGORIZED BY DISCIPLINE AND COULD BE INTERPRETED TO APPLY TO MORE THAN ONE DISCIPLINE. FOR EFFICIENCY, NOTES ARE ONLY SHOWN UNDER ONE PREDOMINANT DISCIPLINE. CONSULTANTS SHOULD FAMILIARIZE THEMSELVES WITH ALL CRITERIA NOTES.	
<p>S0 STRUCTURAL</p> <p>S10 3" X 3" TUBE STEEL FRAMING TO SUPPORT MILLWORK. STRUCTURAL ENGINEER TO CONFIRM SIZING REQUIREMENTS. COORDINATE WITH ARCHITECT.</p>	

NO.	DESCRIPTION	DATE	BY
-	ISSUED FOR DEMOLITION	06/09/17	MV
-	ISSUED FOR FRANCHISE	06/09/17	MV
-	ISSUED FOR BID (ID ONLY)	07/21/17	MV
-	ISSUED TO FRANCHISE	08/17/17	MV
-	ISSUED FOR PERMIT	08/04/17	MV
-	FOR FINAL APPROVAL	10/02/17	MV
-	ISSUED FOR PERMIT	11/28/17	MV
-	RE-ISSUED FOR PERMIT	03/07/18	AN
-	REV. DETAILS ON A700.2	06/04/18	AVK
-	RE-90% FRANCHISE COMMENTS	06/04/18	AVK



ARCHITECTURE
URBAN PLANNING
INTERIORS
HOTELS/ HOUSING/ MIXED USE
1800.630.3750
CA-SERVICES
ca@mwtusa.com / 1800.717.5816



WARNING
IT IS A VIOLATION OF THE LAW FOR ANY PERSON, UNLESS ACTING UNDER THE DIRECTION OF THE ARCHITECT, TO ALTER OR REPRODUCE THESE DRAWINGS IN ANY WAY.

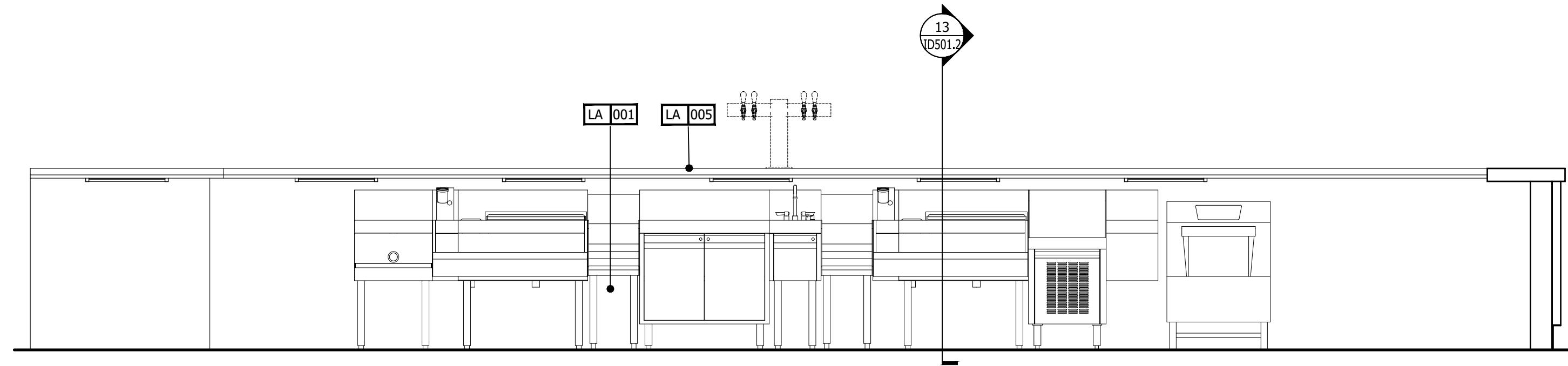
ALOFT
MEMPHIS
DOWNTOWN
63 NORTH B.B. KING BLVD.
MEMPHIS, TENNESSEE 38103

PROJECT NO.: 16 006
DATE: 04-12-2019
DRAWN BY:
CHKD. BY: MWT

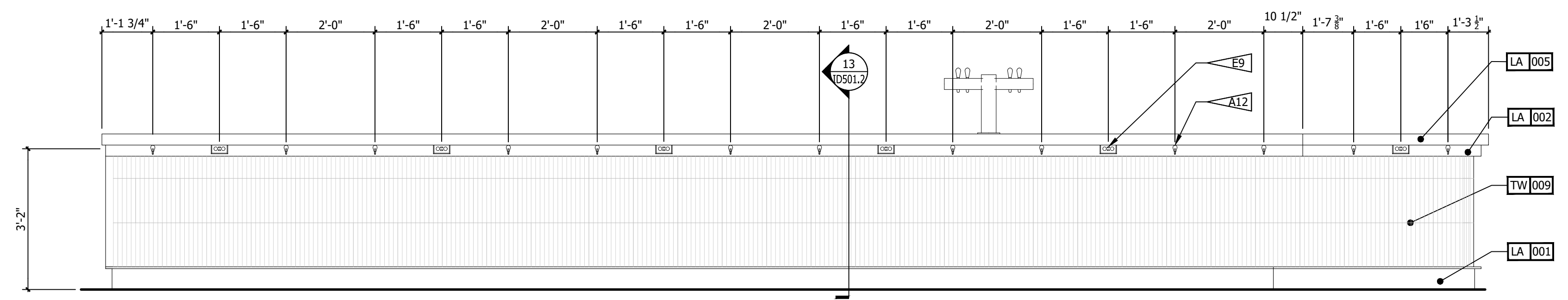
W XYZ
PLAN & RCP

SHEET ID 501

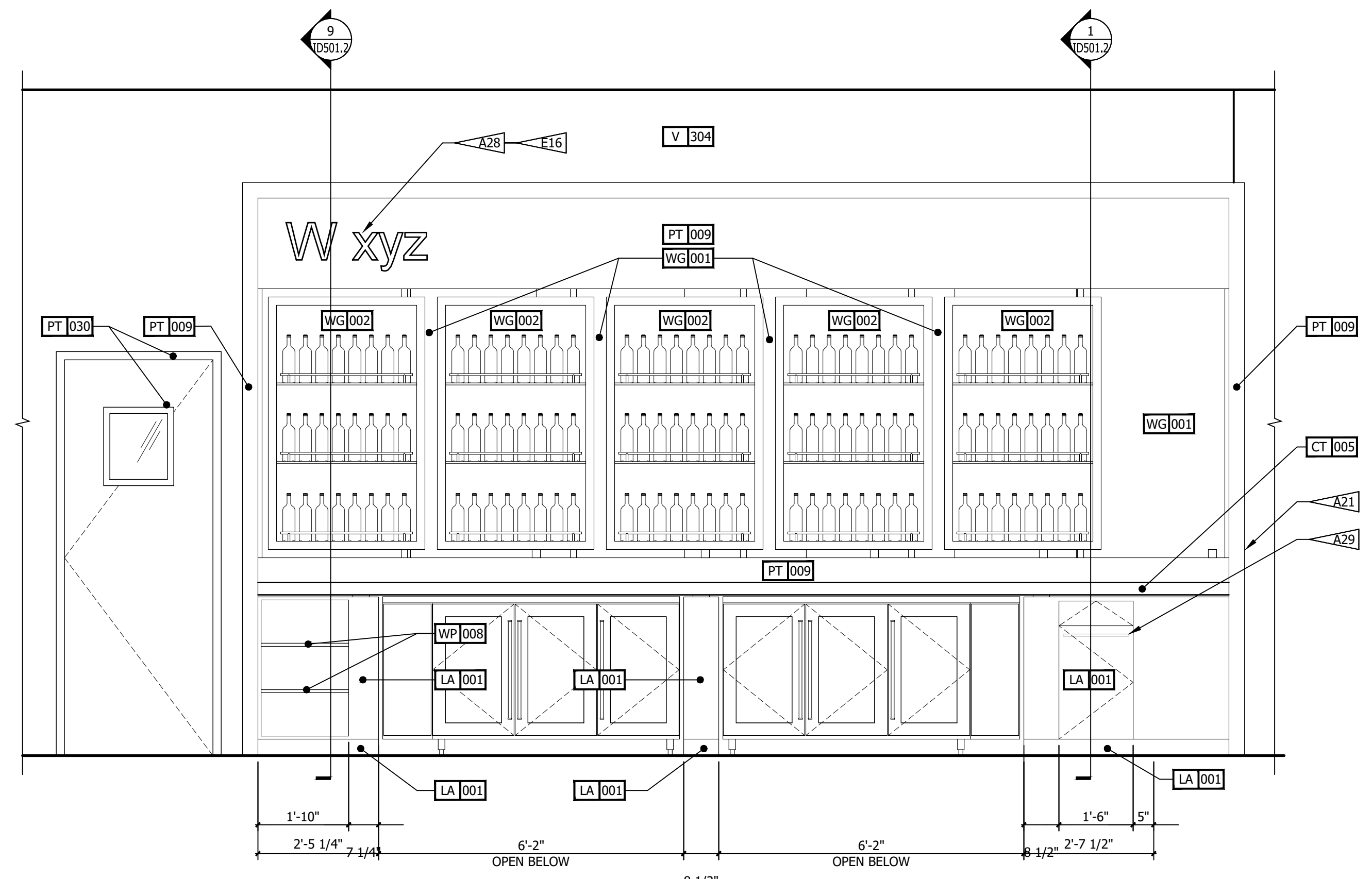
IMPORTANT NOTICE TO ALL CONTRACTORS AND OR SUBCONTRACTORS: (COMPLETE BUILDING SYSTEMS AND OR INSTALLATIONS)
IF AWARDED A CONTRACT FOR ANY PORTION OF WORK NEEDED TO COMPLETE THIS PROJECT YOU ARE AGREEING TO THE FOLLOWING TERMS:
1. YOU ARE A QUALIFIED CONTRACTOR AND OR SUBCONTRACTOR SPECIFICALLY IN PROVIDING A COMPLETE TURNKEY SERVICE IN YOUR TRADE OR PROFESSION FOR THE TYPE OF WORK AND SCOPE FOR THIS PROJECT.
2. YOU AGREE TO PROVIDE A COMPLETE DESIGN-BUILD SOLUTION BASED ON THE ARCHITECT'S INTENDED DESIGN FOR THIS PROJECT.
3. YOUR BID INCLUDED ALL THE STEPS, PROCESSES, MATERIALS, PRODUCTS, GOVERNING PERMITS AND APPROVALS NECESSARY TO PROVIDE A COMPLETED AND WARRANTED SYSTEM OR INSTALLATION THAT DOES NOT REQUIRE ANOTHER CONTRACTOR OR PRODUCT TO COMPLETE YOUR SCOPE OF WORK.
4. YOUR BID MUST HAVE INCLUDED ANY DESIGN INFORMATION REFERENCED WITHIN ANY CIVIL, ARCHITECTURAL, STRUCTURAL, MECHANICAL, ELECTRICAL AND OR PLUMBING DRAWINGS. ALSO NOTE THESE DRAWINGS ARE SCHEMATIC AND ARE INTENDED TO SHOW ONLY BASIC CONCEPTS AND GENERAL INFORMATION. THE COMPLETION OF YOUR WORK MAY INCLUDE OTHER STEPS, PROCESSES, MATERIALS, PRODUCTS, LABOR, GOVERNING PERMITS AND OR APPROVALS NECESSARY TO PROVIDE A COMPLETE SYSTEM INSTALLATION WHETHER SUGGESTED ON THE DRAWINGS OR NOT.
5. AS AN EXAMPLE: ITEMS AND OR TASKS LIKE: FIRE CALLS, DRAFT STOPS, FASTENERS, ANCHORS, EMBEDMENTS, DUMPSTERS, DEBRIS CLEAN UP, ETC. ARE YOUR RESPONSIBILITY. ANY WORK NOT COMPLETED IN A TIMELY MANNER, OR INCOMPLETE WORK WILL BE BILLED BACK TO THE CONTRACTOR AND OR SUBCONTRACTOR, AT THE OWNERS' DISCRETION.



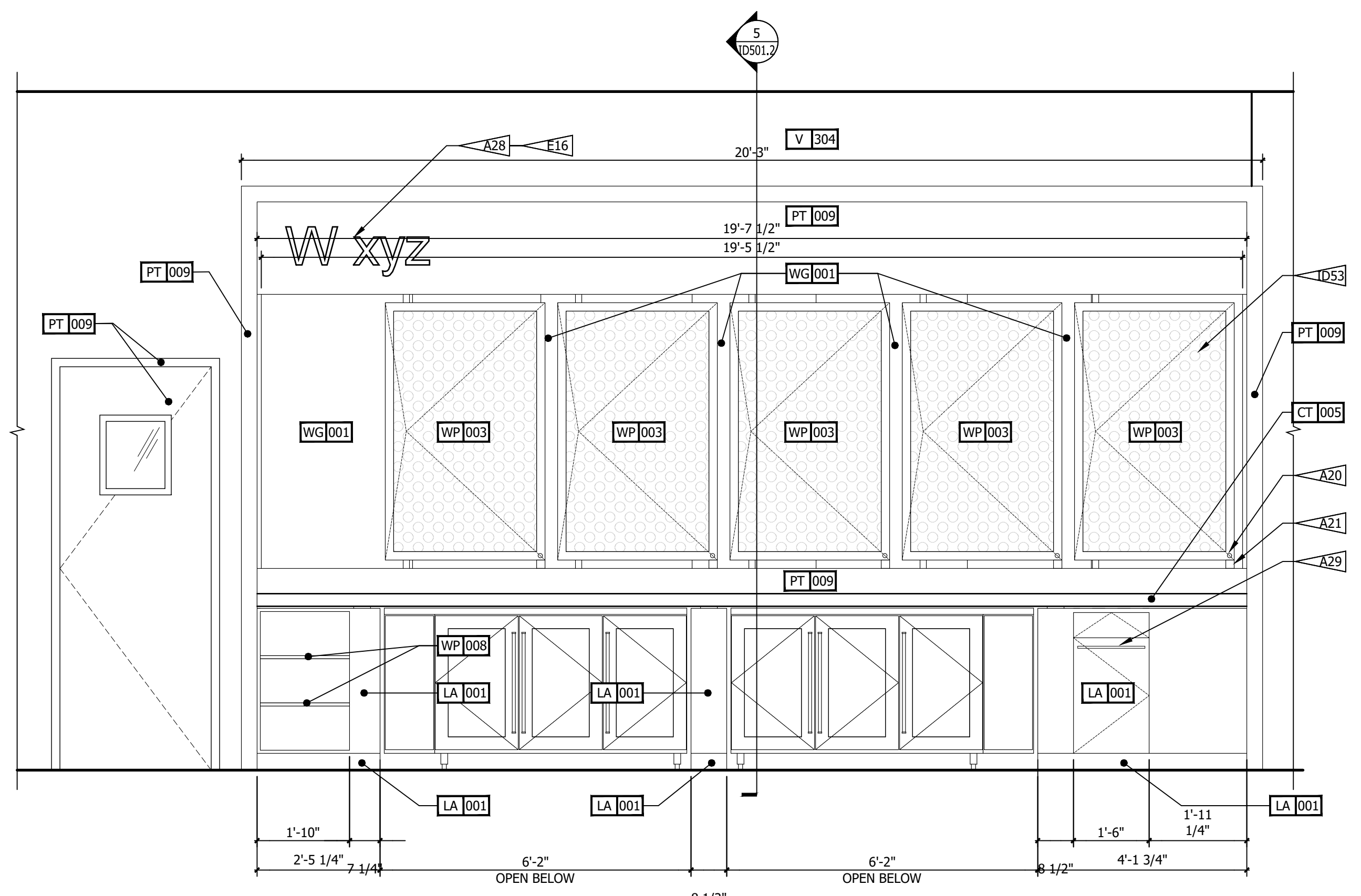
2 ELEVATION
1/2" = 1'-0"



1 ELEVATION
1/2" = 1'-0"



11 ELEVATION - LIQUOR DISPLAY OPEN
1/2" = 1'-0"



3 ELEVATION - LIQUOR DISPLAY CLOSED
1/2" = 1'-0"

REFERENCE NOTES

- REFER TO DESIGN STANDARDS "LOBBY AREAS" CHAPTER FOR MAIN REQUIREMENTS RELATED TO THIS SHEET. ARCHITECT IS RESPONSIBLE FOR DESIGNING PROJECT IN ACCORDANCE WITH THE ENTIRE DESIGN STANDARDS.
- REFER TO THE 700 SERIES CRITERIA PLANS FOR ADDITIONAL INFORMATION.
- REFER TO ELECTRICAL SECTION OF BPM FOR SWITCH TYPE AND COVER.

GENERAL NOTES

- COORDINATE POWER AND PLUMBING FOR ALL EQUIPMENT.
- FINISH COVER PLATES AND RECEPTACLES IN ALL MILLWORK PIECES TO MATCH ADJACENT FINISH COLORS.
- G.C. TO PROVIDE BLOCKING AND / OR STRAPPING FOR ALL ITEMS ATTACHED TO WALLS OR MOUNTED TO CEILING. ARCHITECT OF RECORD TO REVIEW.

CRITERIA NOTES

CRITERIA NOTES ARE SHOWN CATEGORIZED BY DISCIPLINE AND COULD BE INTERPRETED TO APPLY TO MORE THAN ONE DISCIPLINE. FOR EFFICIENCY, NOTES ARE ONLY SHOWN UNDER ONE PREDOMINANT DISCIPLINE. CONSULTANTS SHOULD FAMILIARIZE THEMSELVES WITH ALL CRITERIA NOTES.

A0 > ARCHITECTURAL

A12 PROVIDE PURSE HOOK AT EACH BAR SEATING LOCATION. HAFELE MODEL: 845.12.809.

A20 DISK TUMBLER CAM LOCK: CCL SECURITY MODEL: 2060 OR APPROVED EQUAL A21 2" X 2" QUARTZ MATERIAL W/ SLOT TO RECEIVE CAM FROM LOCK. PAINT TO MATCH LAMINATE.

A28 NEON SIGNAGE BY OTHERS. REFER TO INTERIOR SIGNAGE SPECIFICATIONS FOR INFORMATION. A29 CABINET PULL, HAFELE MODEL: 100.19.609.

E0 > ENGINEERING

E9 PROVIDE DUAL RECEPTACLE W/ DUAL USB PORTS, ONE PER TWO BAR SEATS. E16 NEON SIGNAGE BY OTHERS. COORDINATE LOCATION WITH ARCHITECT.

ID0 > INTERIOR DESIGN

ID53 ELEVATION DOES NOT ACCURATELY REPRESENT PANEL PATTERN. REFER TO WP-003 SPEC FOR PANEL PATTERN.

NO.	DESCRIPTION	DATE	BY
-	ISSUED FOR DEMOLITION	06/08/17	MV
-	ISSUED FOR FRANCHISE	06/09/17	MV
-	ISSUED FOR BID (ID ONLY)	07/21/17	MV
-	ISSUED TO FRANCHISE	08/17/17	MV
-	ISSUED FOR PERMIT	08/04/17	MV
-	FOR FINAL APPROVAL	10/02/17	MV
-	ISSUED FOR PERMIT	11/28/17	MV
-	RE-ISSUED FOR PERMIT	03/07/18	AN
-	REV. DETAILS ON A700.2	06/04/18	AVK
-	RE-90% FRANCHISE COMMENTS		
		06/04/18	AVK



ARCHITECTURE
URBAN PLANNING
INTERIORS
HOTELS/ HOUSING/ MIXED USE
1800.630.3750
CA-SERVICES
ca@mwtusa.com / 1800.717.5816



WARNING
IT IS A VIOLATION OF THE LAW FOR ANY PERSON, UNLESS ACTING UNDER THE DIRECTION OF THE ARCHITECT, TO ALTER OR REPRODUCE THESE DRAWINGS IN ANY WAY.

ALOFT
MEMPHIS
DOWNTOWN

63 NORTH B.B. KING BLVD.
MEMPHIS, TENNESSEE 38103

PROJECT NO.: 16 006
DATE: 04-12-2019
DRAWN BY:
CHKD. BY: MWT

W XYZ -
ELEVATIONS

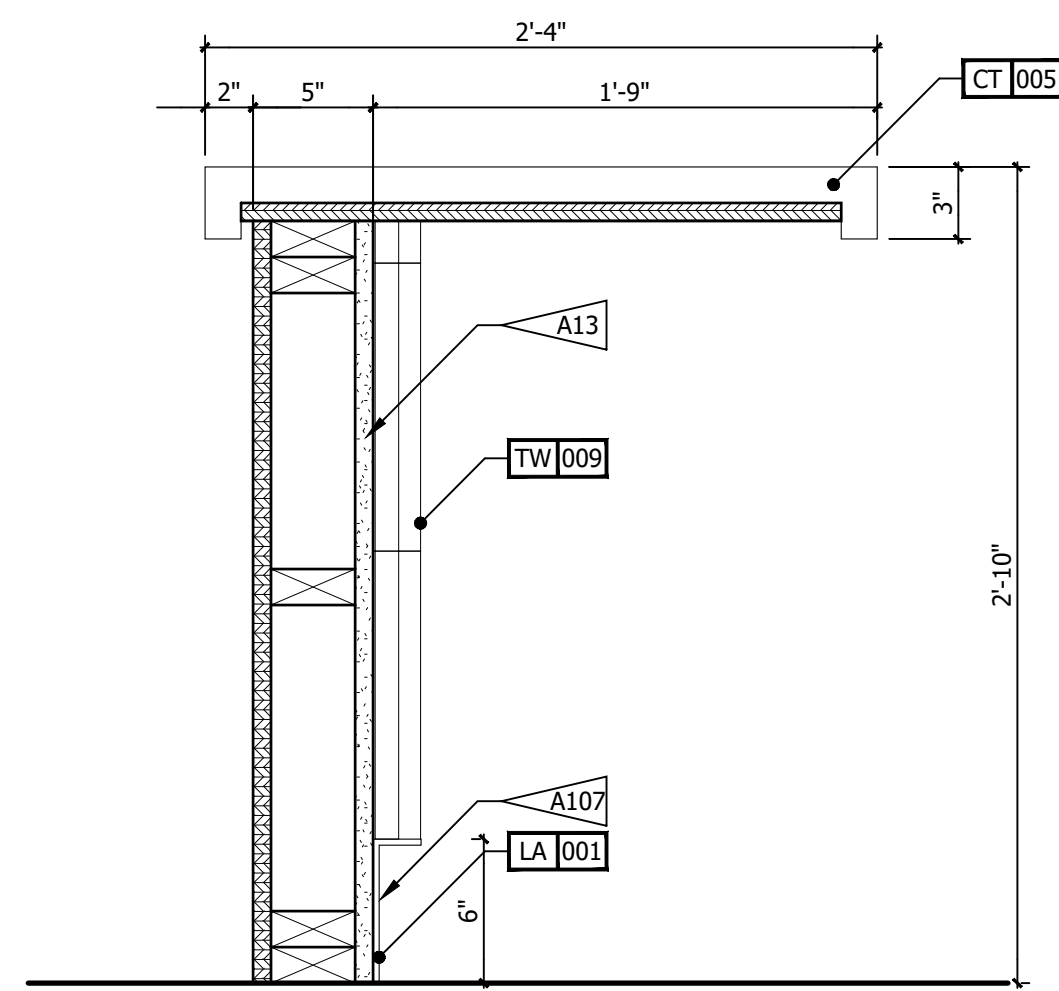
SHEET ID 501.1

IMPORTANT NOTICE TO ALL CONTRACTORS AND OR SUBCONTRACTORS: (COMPLETE BUILDING SYSTEMS AND OR INSTALLATIONS)

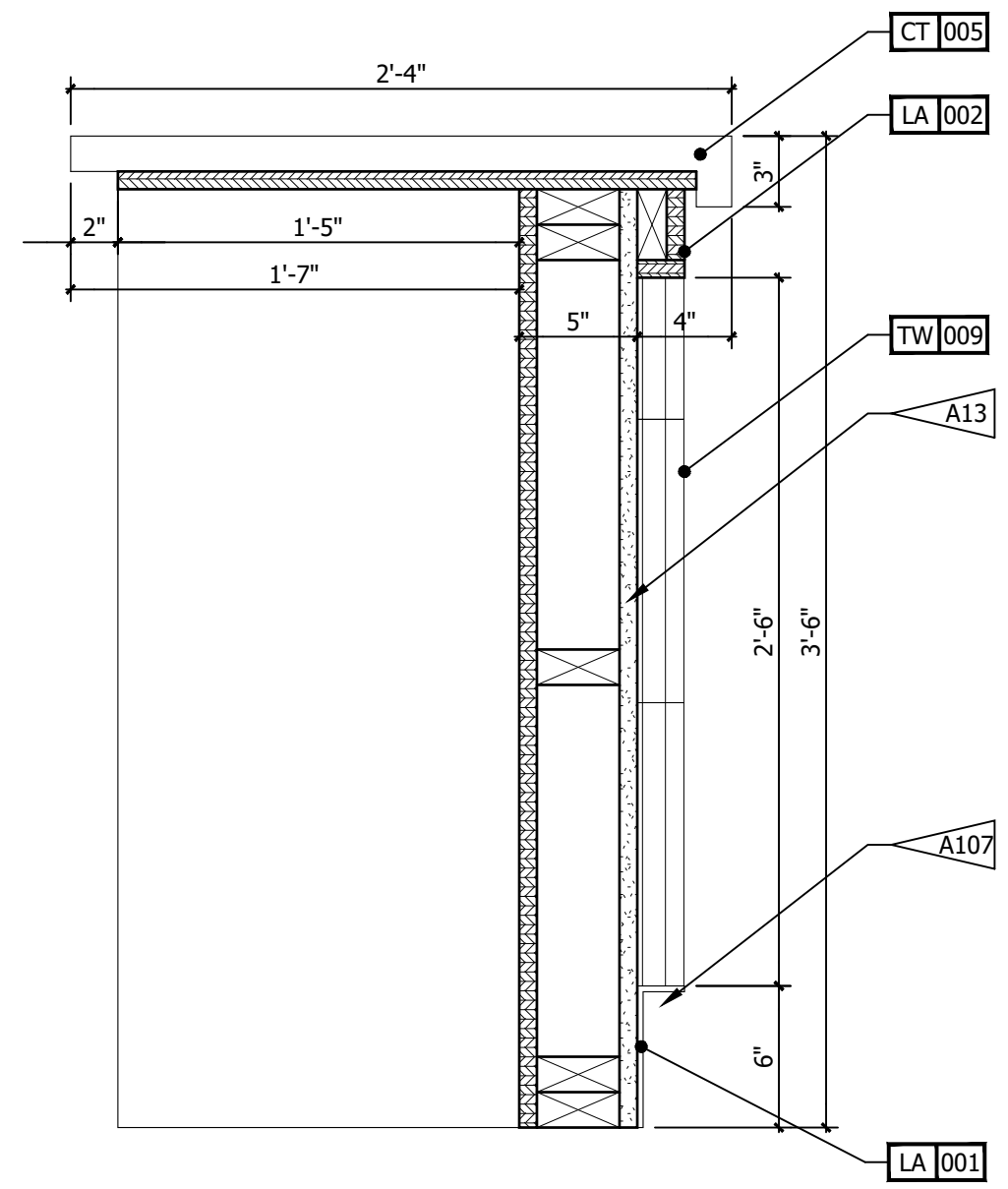
IF AWARDED A CONTRACT FOR ANY PORTION OF WORK NEEDED TO COMPLETE THIS PROJECT YOU ARE AGREEING TO THE FOLLOWING TERMS:

- YOU ARE A QUALIFIED CONTRACTOR AND OR SUBCONTRACTOR SPECIFICALLY IN PROVIDING A COMPLETE TURNKEY SERVICE IN YOUR TRADE OR PROFESSION FOR THE TYPE OF WORK AND SCOPE FOR THIS PROJECT.
- YOU AGREE TO PROVIDE A COMPLETE DESIGN BUILD SOLUTION BASED ON THE ARCHITECT'S INTENDED DESIGN FOR THIS PROJECT.
- YOUR BID INCLUDED ALL THE STEPS, PROCESSES, MATERIALS, PRODUCTS, GOVERNING PERMITS AND APPROVALS NECESSARY TO PROVIDE A COMPLETED AND WARRANTED SYSTEM OR INSTALLATION THAT DOES NOT REQUIRE ANOTHER CONTRACTOR OR PRODUCT TO COMPLETE YOUR SCOPE OF WORK.
- YOUR BID MUST HAVE INCLUDED ANY DESIGN INFORMATION REFERENCED WITHIN ANY CIVIL, ARCHITECTURAL, STRUCTURAL, MECHANICAL, ELECTRICAL AND OR PLUMBING DRAWINGS. ALSO NOTE THESE DRAWINGS ARE SCHEMATIC AND ARE INTENDED TO SHOW ONLY BASIC CONCEPTS AND GENERAL INFORMATION. THE COMPLETION OF YOUR WORK MAY INCLUDE OTHER STEPS, PROCESSES, MATERIALS, PRODUCTS, LABOR, GOVERNING PERMITS AND OR APPROVALS NECESSARY TO PROVIDE A COMPLETE SYSTEM INSTALLATION WHETHER SUGGESTED ON THE DRAWINGS OR NOT.
- AS AN EXAMPLE: ITEMS AND OR TASKS LIKE: FIRE CALLS, DRAFT STOPS, FASTENERS, ANCHORS, EMBEDMENTS, DUMPSTERS, DEBRIS CLEAN UP, ETC. ARE YOUR RESPONSIBILITY. ANY WORK NOT COMPLETED IN A TIMELY MANNER, OR INCOMPLETE WORK WILL BE BILLED BACK TO THE CONTRACTOR AND OR SUBCONTRACTOR, AT THE OWNERS' DISCRETION.

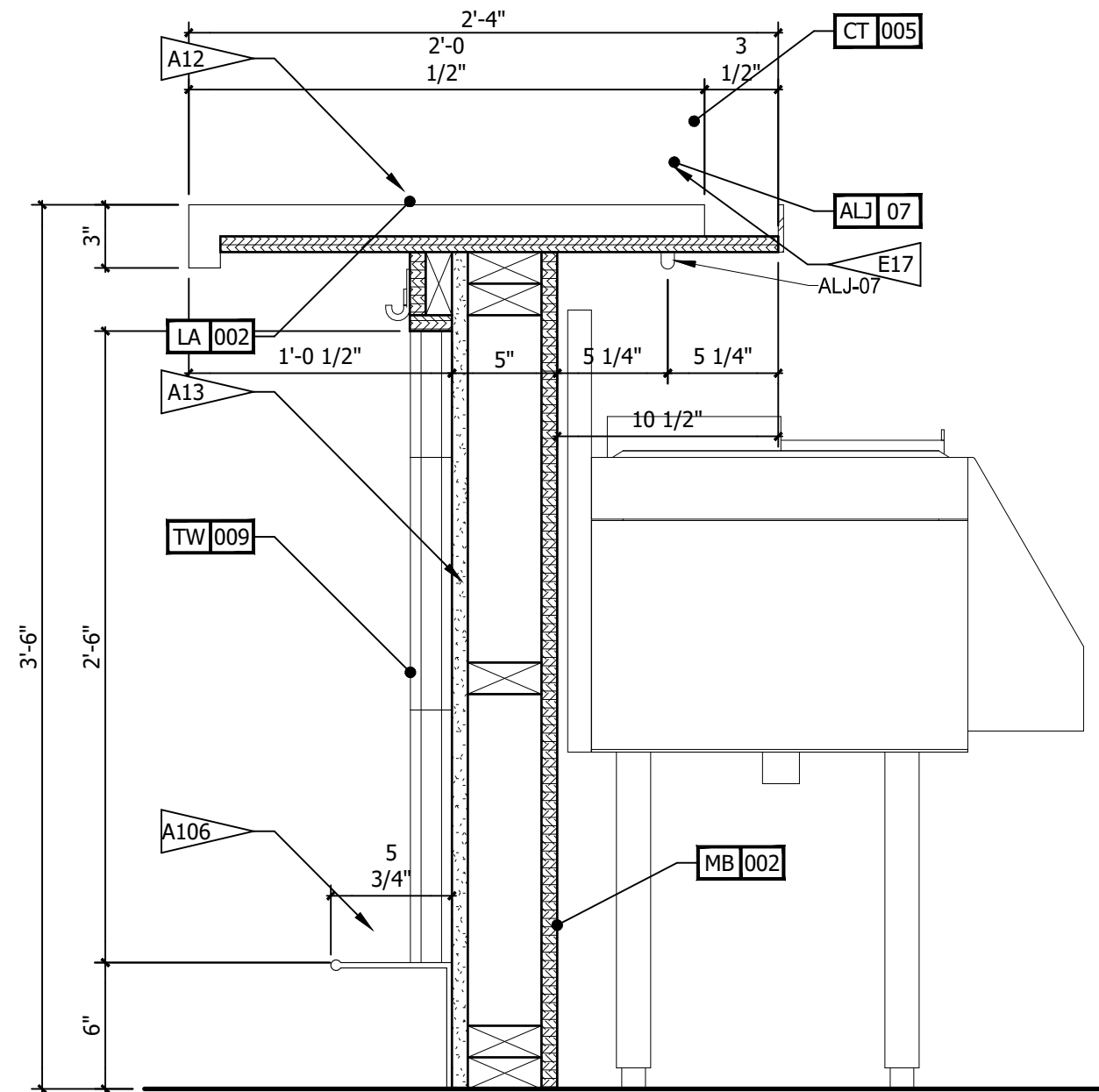
NO.	DESCRIPTION	DATE	BY
-	ISSUED FOR DEMOLITION	06/09/17	MV
-	ISSUED TO FRANCHISE	06/09/17	MV
-	ISSUED FOR BID (ID ONLY)	07/21/17	MV
-	ISSUED TO FRANCHISE	08/17/17	MV
-	ISSUED FOR PERMIT	08/04/17	MV
-	FOR FINAL APPROVAL	10/02/17	MV
-	ISSUED FOR PERMIT	11/28/17	MV
-	RE-ISSUED FOR PERMIT	03/07/18	AN
-	REV. DETAILS ON A700.2	06/04/18	AVK
-	RE-90% FRANCHISE COMMENTS	06/04/18	AVK



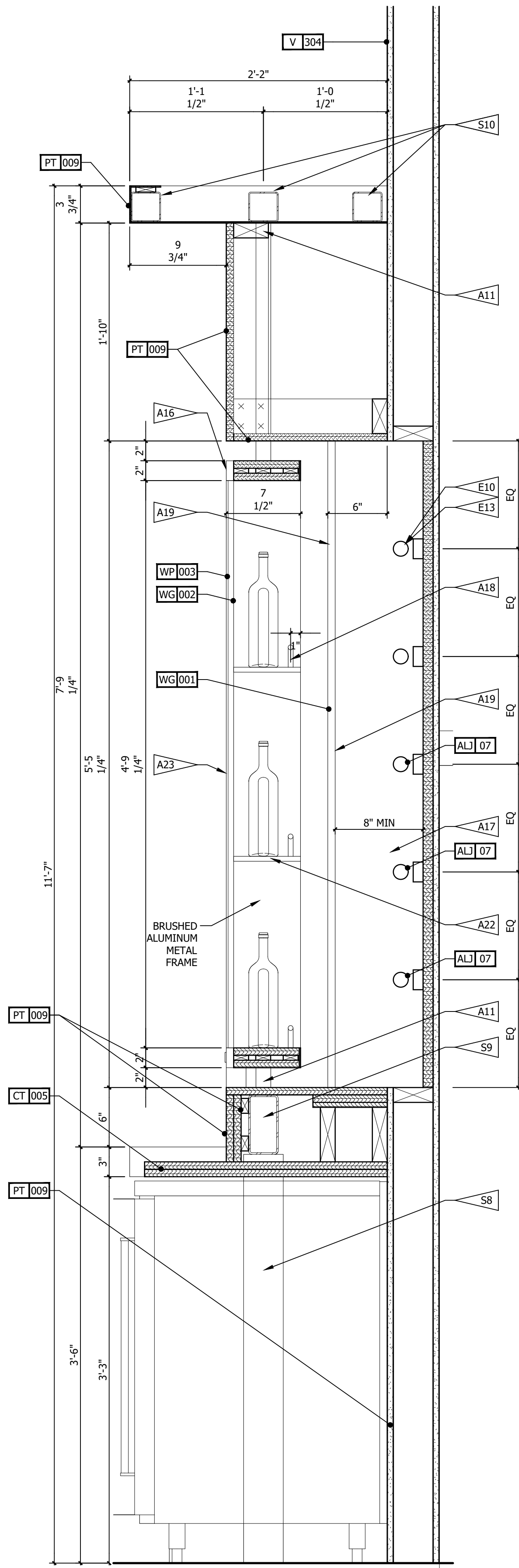
15 BAR ACCESSIBLE COUNTER
1 1/2" = 1'-0"



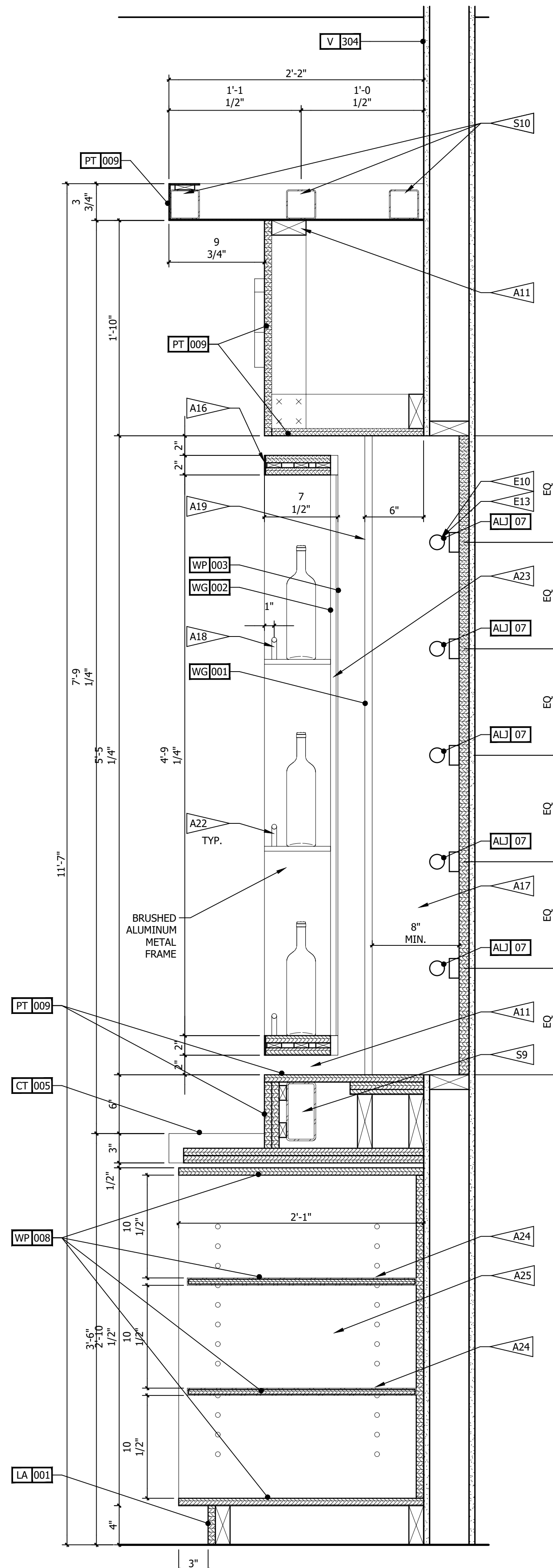
14 BAR ACCESSIBLE COUNTER 1
1 1/2" = 1'-0"



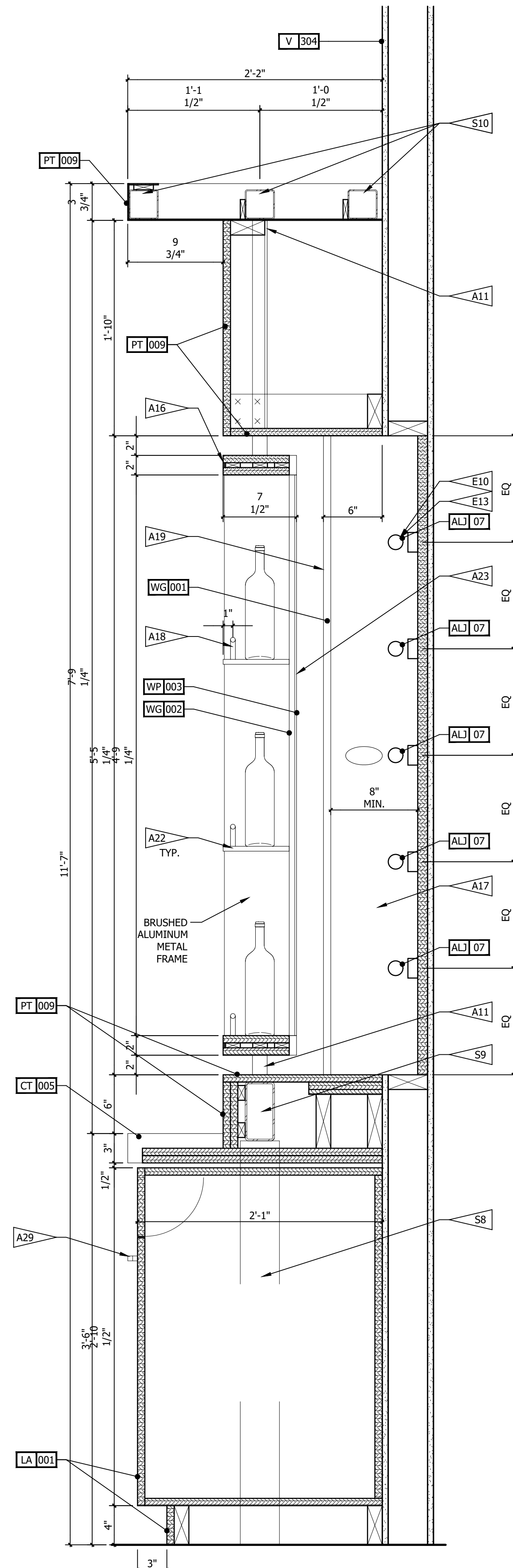
13 SECTION @ FRONT BAR
1 1/2" = 1'-0"



9 SECTION @ BACK BAR - LIQUOR DISPLAY OPEN
1 1/2" = 1'-0"




5 SECTION @ BACK BAR - LIQUOR DISPLAY CLOSED
1 1/2" = 1'-0"



1 SECTION @ BACK BAR - LIQUOR DISPLAY OPEN
1 1/2" = 1'-0"

IMPORTANT NOTICE TO ALL CONTRACTORS AND OR SUBCONTRACTORS: (COMPLETE BUILDING SYSTEMS AND OR INSTALLATIONS)

- IF AWARDED A CONTRACT FOR ANY PORTION OF WORK NEEDED TO COMPLETE THIS PROJECT YOU ARE AGREEING TO THE FOLLOWING TERMS:
- YOU ARE A QUALIFIED CONTRACTOR AND OR SUBCONTRACTOR SPECIFICALLY IN PROVIDING A COMPLETE TURNKEY SERVICE IN YOUR TRADE OR PROFESSION FOR THE TYPE OF WORK AND SCOPE FOR THIS PROJECT.
- YOUR BID INCLUDED ALL THE STEPS, PROCESSES, MATERIALS, PRODUCTS, GOVERNING PERMITS AND APPROVALS NECESSARY TO PROVIDE A COMPLETED AND WARRANTED SYSTEM OR INSTALLATION THAT DOES NOT REQUIRE ANOTHER CONTRACTOR OR PRODUCT TO COMPLETE YOUR SCOPE OF WORK.
- YOUR BID MUST HAVE INCLUDED ANY DESIGN INFORMATION REFERENCED WITHIN ANY CIVIL, ARCHITECTURAL, STRUCTURAL, MECHANICAL, ELECTRICAL AND OR PLUMBING DRAWINGS. ALSO NOTE THESE DRAWINGS ARE SCHEMATIC AND ARE INTENDED TO SHOW ONLY BASIC CONCEPTS AND GENERAL INFORMATION THE COMPLETION OF YOUR WORK MAY INCLUDE OTHER STEPS, PROCESSES, MATERIALS, PRODUCTS, LABOR, GOVERNING PERMITS AND OR APPROVALS NECESSARY TO PROVIDE A COMPLETE SYSTEM INSTALLATION WHETHER SUGGESTED ON THE DRAWINGS OR NOT.
- AS AN EXAMPLE: ITEMS AND OR STEPS LIKE: FIRE CALLS, DRAFT STORES, FASTENERS, ANCHORS, EMBEDMENTS, DUMPSTERS, DEBRIS CLEAN UP, ETC. ARE YOUR RESPONSIBILITY. ANY WORK NOT COMPLETED IN A TIMELY MANNER, OR INCOMPLETE WORK WILL BE BILLED BACK TO THE CONTRACTOR AND OR SUBCONTRACTOR, AT THE OWNERS' DISCRETION.



ARCHITECTURE
URBAN PLANNING
INTERIORS
HOTELS/ HOUSING/ MIXED USE
1800.630.3750
CA-SERVICES
ca@mwtusa.com / 1800.717.5816



WARNING
IT IS A VIOLATION OF THE LAW FOR ANY PERSON, UNLESS ACTING UNDER THE DIRECTION OF THE ARCHITECT TO ALTER OR REPRODUCE THESE DRAWINGS IN ANY WAY.

ALOFT
MEMPHIS
DOWNTOWN
63 NORTH B.B. KING BLVD.
MEMPHIS, TENNESSEE 38103

PROJECT NO.: 16 006
DATE: 04-12-2019
DRAWN BY:
CHKD. BY: MWT

W XYZ
DETAILS

SHEET ID 501.2